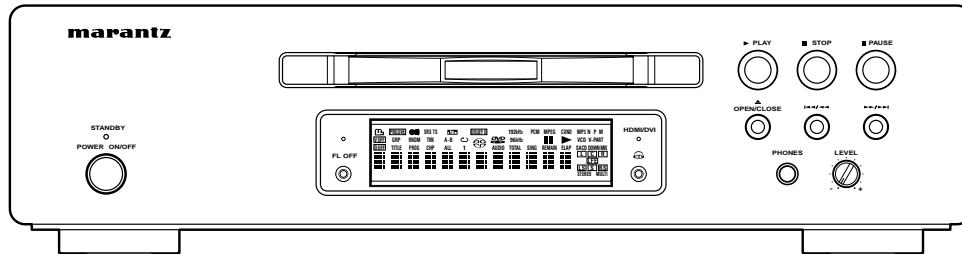


# Service Manual

DV9500 /F1B /N1B /U1B  
/F1N /L1G /S1G  
/N1S

Super Audio CD / DVD Player



## TABLE OF CONTENTS

SECTION	PAGE
1. TECHNICAL SPECIFICATIONS .....	1
2. SERVICE HINTS AND TOOLS .....	2
3. WARNING AND LASER SAFETY INSTRUCTIONS .....	3
4. TAKING THE DISC OUT OF EMERGENCY .....	4
5. UPDATE BACK END SOFTWARE (FIRMWARE) PROCEDURE .....	5
6. UPDATE DSP CODE OF FLASH ROM PROCEDURE .....	6
7. UPDATE PANEL MICROPROCESSOR PROCEDURE .....	13
8. SERVICE MODE .....	32
9. WRITE-IN ID DATA FOR DVD AUDIO PROCEDURE .....	33
10. TROUBLESHOOTING .....	38
11. WIRING DIAGRAM .....	79
12. BLOCK DIAGRAM .....	80
13. SCHEMATIC DIAGRAM .....	81
14. PARTS LOCATION .....	96
15. MICROPROCESSOR AND IC DATA .....	103
16. EXPLODED VIEW AND PARTS LIST .....	128
17. ELECTRICAL PARTS LIST .....	132

Please use this service manual with referring to the user guide (D.F.U) without fail.  
修理の際は、必ず取扱説明書を準備し操作方法を確認の上作業を行ってください。

# marantz®

## DV9500

## MARANTZ DESIGN AND SERVICE

Using superior design and selected high grade components, **MARANTZ** company has created the ultimate in stereo sound. Only original **MARANTZ** parts can insure that your **MARANTZ** product will continue to perform to the specifications for which it is famous.

Parts for your **MARANTZ** equipment are generally available to our National Marantz Subsidiary or Agent.

### ORDERING PARTS :

Parts can be ordered either by mail or by Fax.. In both cases, the correct part number has to be specified.

The following information must be supplied to eliminate delays in processing your order :

1. Complete address
2. Complete part numbers and quantities required
3. Description of parts
4. Model number for which part is required
5. Way of shipment
6. Signature : any order form or Fax. must be signed, otherwise such part order will be considered as null and void.

#### USA

**MARANTZ AMERICA, INC**  
1100 MAPLEWOOD DRIVE  
ITASCA, IL. 60143  
USA  
PHONE : 630 - 741 - 0300  
FAX : 630 - 741 - 0301

#### EUROPE / TRADING

**MARANTZ EUROPE B.V.**  
P. O. BOX 8744, BUILDING SILVERPOINT  
BEEMDSTRAAT 11, 5653 MA EINDHOVEN  
THE NETHERLANDS  
PHONE : +31 - 40 - 2507844  
FAX : +31 - 40 - 2507860

#### CANADA

**MARANTZ CANADA INC.**  
5-505 APPLE CREEK BLVD.  
MARKHAM, ONTARIO L3R 5B1  
CANADA  
PHONE : 905 - 415 - 9292  
FAX : 905 - 475 - 4159

#### PROFESSIONAL AMERICAS

**SUPERSCOPE TECHNOLOGIES, INC.**  
MARANTZ PROFESSIONAL PRODUCTS  
2640 WHITE OAK CIRCLE, SUITE A  
AURORA, ILLINOIS 60504 USA  
PHONE : 630 - 820 - 4800  
FAX : 630 - 820 - 8103

#### PROFESSIONAL AUSTRALIA

**TECHNICAL AUDIO GROUP PTY, LTD**  
43-53 Bridge Rd.,  
STANMORE NSW 2048  
AUSTRALIA  
PHONE : +61 - (0)2 - 9519 - 0900  
FAX : +61 - (0)2 - 9519 - 0600

#### PROFESSIONAL HONG KONG

**Jolly ProAudio Broadcast Engineering Ltd.**  
UNIT 2, 10F, WAH HUNG CENTRE,  
41 HUNG TO ROAD, KWUN TONG, KLN.,  
HONG KONG  
PHONE : 852 - 21913660  
FAX : 852 - 21913990

#### AUSTRALIA

**QualiFi Pty Ltd,**  
24 LIONEL ROAD,  
MT. WAVERLEY VIC 3149  
AUSTRALIA  
PHONE : +61 - (0)3 - 9543 - 1522  
FAX : +61 - (0)3 - 9543 - 3677

#### THAILAND

**MRZ STANDARD CO., LTD**  
746 - 754 MAHACHAI ROAD.,  
WANGBURAPAPIROM, PHRANAKORN,  
BANGKOK, 10200 THAILAND  
PHONE : +66 - 2 - 222 9181  
FAX : +66 - 2 - 224 6795

#### SINGAPORE

**WO KEE HONG DISTRIBUTION PTE LTD**  
No.1 JALAN KILANG TIMOR  
#08-03 PACIFIC TECH CENTRE  
SINGAPORE 159303  
PHONE : +65 6376 0338  
FAX : +65 6376 0166

#### NEW ZEALAND

**WILDASH AUDIO SYSTEMS NZ**  
14 MALVERN ROAD MT ALBERT  
AUCKLAND NEW ZEALAND  
PHONE : +64 - 9 - 8451958  
FAX : +64 - 9 - 8463554

#### TAIWAN

**PAI- YUING CO., LTD.**  
6 TH FL NO, 148 SUNG KIANG ROAD,  
TAIPEI, 10429, TAIWAN R.O.C.  
PHONE : +886 - 2 - 25221304  
FAX : +886 - 2 - 25630415

#### MALAYSIA

**WO KEE HONG ELECTRONICS SDN. BHD.**  
2ND FLOOR BANGUNAN INFINITE CENTRE  
LOT 1, JALAN 13/6, 46200 PETALING JAYA  
SELANGOR DARUL EHSAN, MALAYSIA  
PHONE : +60 - 3 - 7954 8088  
FAX : +60 - 3 - 7954 7088

#### JAPAN *Technical*

**MARANTZ JAPAN, INC.**  
35- 1, 7- CHOME, SAGAMIONO  
SAGAMIHARA - SHI, KANAGAWA  
JAPAN 228-8505  
PHONE : +81 42 748 1013  
FAX : +81 42 741 9190

#### 日本マランツ株式会社

本社 〒228-8505  
神奈川県相模原市相模大野7-35-1

#### KOREA

**MK ENTERPRISES LTD.**  
ROOM 604/605, ELECTRO-OFFICETEL, 16-58,  
3GA, HANGANG-RO, YONGSAN-KU, SEOUL  
KOREA  
PHONE : +822 - 3232 - 155  
FAX : +822 - 3232 - 154

### SHOCK, FIRE HAZARD SERVICE TEST :

**CAUTION :** After servicing this appliance and prior to returning to customer, measure the resistance between either primary AC cord connector pins ( with unit NOT connected to AC mains and its Power switch ON ), and the face or Front Panel of product and controls and chassis bottom.

Any resistance measurement less than 1 Megohms should cause unit to be repaired or corrected before AC power is applied, and verified before it is return to the user/customer.

Ref. UL Standard No. 6500.

In case of difficulties, do not hesitate to contact the Technical Department at above mentioned address.

# 1. TECHNICAL SPECIFICATIONS

## General

System ..... DVD-Video, DVD-Audio, DVD-R/RW, Video-CD,  
Super Audio CD, CD, MP3 files and JPEG files

Power requirements

F Version ..... AC 100 V, 50 / 60 Hz

L Version ..... AC 110 V, 60 Hz

N Version ..... AC 230 V, 50 Hz

S Version ..... AC 230 V, 50 / 60 Hz

U Version ..... AC 120 V, 60 Hz

Power consumption ..... 29W

Power consumption in standby mode ..... 0.4W

Weight ..... 8.5 kg (18 lb 11 oz)

Dimensions ..... 440 (W) x 384 (D) x 115 (H) mm  
(17.3 (W) x 15.1 (D) x 4.5 (H) in.)  
(Not including protruding cables, etc.)

Operating temperature ..... +5°C to +35°C (+41°F to +96°F)

Operating humidity ..... 5% to 85% (no condensation)

## S-Video output

Y (luminance) - Output level ..... 1 Vp-p (75 Ω)

C (color) - Output level : NTSC ..... 286 mVp-p (75 Ω)

: PAL ..... 300 mVp-p (75 Ω)

Jacks ..... S-VIDEO jack

## Video output (2 individual outputs)

Output level ..... 1 Vp-p (75 Ω)

Jacks ..... RCA jack

## Component video output (Y, C<sub>B</sub>/P<sub>B</sub>, C<sub>R</sub>/P<sub>B</sub>)

Output level ..... Y : 1.0 Vp-p (75 Ω)

C<sub>B</sub>/P<sub>B</sub>, C<sub>R</sub>/P<sub>R</sub> : 0.7 Vp-p (75 Ω)

Jacks ..... RCA jack

## R / G / B output

Output level ..... R / G / B : 0.7 Vp-p (75 Ω)

Jacks (N Version) ..... 21 pin SCART connector

## D1/D2 video output (except for N, U Version)

Output level ..... Y : 1.0 Vp-p (75 Ω)

C<sub>B</sub>/P<sub>B</sub>, C<sub>R</sub>/P<sub>R</sub> : 0.7 Vp-p (75 Ω)

Jacks ..... D terminal

## Audio output

Output level

During audio output ..... 2 Vrms (1 kHz, 0 dB)

Number of channels ..... 2

Jacks ..... RCA jack

## Audio output (multi-channel / L, R, C, SW, LS, RS)

Output level

During audio output ..... 2 Vrms (1 kHz, 0 dB)

Number of channels ..... 6

Jacks ..... RCA jack

## Digital audio characteristics

Frequency response ..... 4 Hz to 44 kHz (DVD fs: 96 kHz)

4 Hz to 88 kHz (DVD-Audio fs: 192 kHz)

S/N ratio ..... more than 130 dB

Dynamic range ..... more than 110 dB

Total harmonic distortion ..... 0.0008 %

Wow and flutter ..... Limit of measurement  
(±0.001% W. PEAK) or lower

## Digital output

Optical digital output ..... Optical digital jack

Coaxial digital output ..... RCA jack

## Other terminals

HDMI ..... 1

RS232C ..... 1

## Accessories

Audio/Video cable (yellow / red / white) ..... 1

System control cable ..... 1

Power cable ..... 1

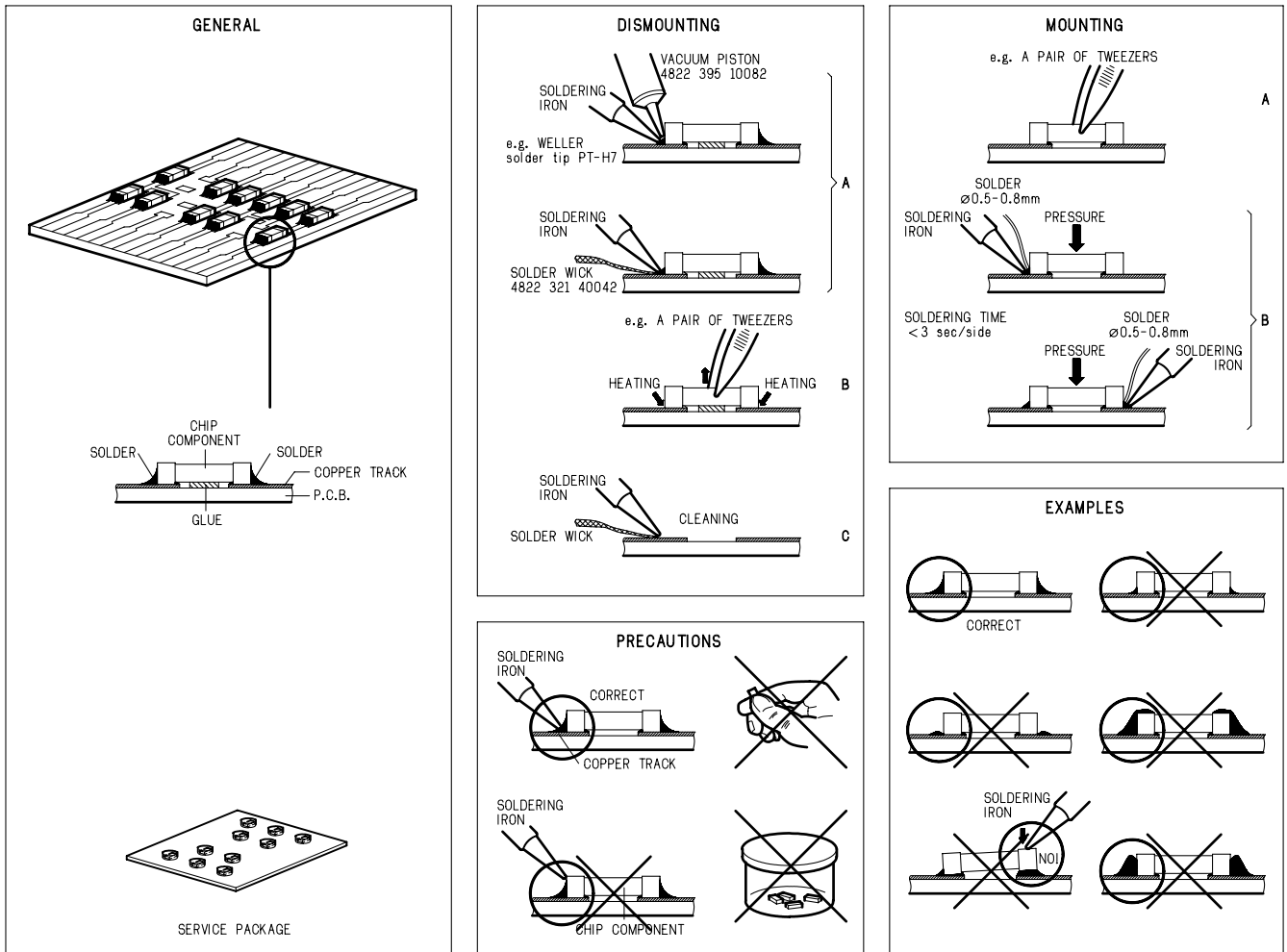
Remote control ..... 1

AA (R6P) dry cell batteries ..... 2

User guide ..... 1

## 2. SERVICE HINTS AND TOOLS

### SERVICE HINTS



### SERVICE TOOLS

Audio signals disc	4822 397 30184
Disc without errors (SBC444)+	
Disc with DO errors, black spots and fingerprints (SBC444A)	4822 397 30245
Disc (65 min 1kHz) without no pause	4822 397 30155
Max. diameter disc (58.0 mm)	4822 397 60141
Torx screwdrivers	
Set (straight)	4822 395 50145
Set (square)	4822 395 50132
13th order filter	4822 395 30204
DVD test disc (PAL)	4822 397 10131
DVD test disc (NTSC) ALMEDIO	TDV-540



### 3. WARNING AND LASER SAFETY INSTRUCTIONS

#### **GB** WARNING

All ICs and many other semi-conductors are susceptible to electrostatic discharges (ESD). Careless handling during repair can reduce life drastically. When repairing, make sure that you are connected with the same potential as the mass of the set via a wrist wrap with resistance. Keep components and tools also at this potential.



#### **NL** WAARSCHUWING

Alle IC's en vele andere halfgeleiders zijn gevoelig voor elektrostatische ontladingen (ESD). Onzorgvuldig behandelen tijdens reparatie kan de levensduur drastisch doen verminderen. Zorg ervoor dat u tijdens reparatie via een polsband met weerstand verbonden bent met hetzelfde potentiaal als de massa van het apparaat. Houd componenten en hulpmiddelen ook op ditzelfde potentiaal.

#### **F** ATTENTION

Tous les IC et beaucoup d'autres semi-conducteurs sont sensibles aux décharges statiques (ESD). Leur longévité pourrait être considérablement écourtée par le fait qu'aucune précaution n'est prise à leur manipulation. Lors de réparations, s'assurer de bien être relié au même potentiel que la masse de l'appareil et enfiler le bracelet serti d'une résistance de sécurité. Veiller à ce que les composants ainsi que les outils que l'on utilise soient également à ce potentiel.

#### **D** WARNUNG

Alle IC und viele andere Halbleiter sind empfindlich gegen elektrostatische Entladungen (ESD). Unvorsichtige Behandlung bei der Reparatur kann die Lebensdauer drastisch vermindern. Sorgen Sie dafür, dass Sie im Reparaturfall über ein Pulsarmband mit Widerstand mit dem Massepotential des Gerätes verbunden sind. Halten Sie Bauteile und Hilfsmittel ebenfalls auf diesem Potential.

#### **I** AVVERTIMENTO

Tutti IC e parecchi semi-conduttori sono sensibili alle scariche statiche (ESD). La loro longevità potrebbe essere fortemente ridotta in caso di non osservazione della più grande cauzione alla loro manipolazione. Durante le riparazioni occorre quindi essere collegato allo stesso potenziale che quello della massa dell'apparecchio tramite un braccialetto a resistenza. Assicurarsi che i componenti e anche gli utensili con quali si lavora siano anche a questo potenziale.

#### **GB**

Safety regulations require that the set be restored to its original condition and that parts which are identical with those specified be used.

#### **NL**

Veiligheidsbepalingen vereisen, dat het apparaat in zijn oorspronkelijke toestand wordt terug gebracht en dat onderdelen, identiek aan de gespecificeerde worden toegepast.

#### **D**

Bei jeder Reparatur sind die geltenden Sicherheitsvorschriften zu beachten. Der Originalzustand des Gerats darf nicht verändert werden. Für Reparaturen sind Original-Ersatzteile zu verwenden.

#### **I**

Le norme di sicurezza esigono che l'apparecchio venga rimesso nelle condizioni originali e che siano utilizzati pezzi di ricambio identici a quelli specificati.

#### **F**

Les normes de sécurité exigent que l'appareil soit remis à l'état d'origine et que soient utilisées les pièces de rechange identiques à celles spécifiées.

"Pour votre sécurité, ces documents doivent être utilisés par des spécialistes agréés, seuls habilités à réparer votre appareil en panne."

### LASER SAFETY

This unit employs a laser. Only a qualified service person should remove the cover or attempt to service this device, due to possible eye injury.



**USE OF CONTROLS OR ADJUSTMENTS OR PERFORMANCE OF PROCEDURE OTHER THAN THOSE SPECIFIED HEREIN MAY RESULT IN HAZARDOUS RADIATION EXPOSURE.**

**AVOID DIRECT EXPOSURE TO BEAM**

#### **WARNING**


**The use of optical instruments with this product will increase eye hazard. Repair handling should take place as much as possible with a disc loaded inside the player**

#### **WARNING LOCATION: INSIDE ON LASER COVERSIELD**

**CAUTION** VISIBLE AND INVISIBLE LASER RADIATION WHEN OPEN AVOID EXPOSURE TO BEAM  
**ADVARSEL** SYNLIG OG USYNLIG LASERSTRÅLING VED ÅBNING UNDGÅ UDSÆTTELSE FOR STRÅLING  
**ADVARSEL** SYNLIG OG USYNLIG LASERSTRÅLING NÅR DEKSEL Å PNES UNNGÅ EKSPONERING FOR STRÅLEN  
**VARNING** SYNLIG OCH OSYNLIG LASERSTRÅLNING NÅR DENNA DEL ÄR ÖPPNAD BETRakta EJ STRÅLEN  
**VARO!** AVATT AESSA OLET ALTTIINA NÄKYVÄLLE JA NÄKYMÄTTÖMÄLLE LASER SÄTEILYLLE. ÄLÄ KATSO SÄTEESEEN  
**VORSICHT** SICHTBARE UND UNSICHTBARE LASERSTRAHLUNG WENN ABDECKUNG GEÖFFNET NICHT DEM STRAHL AUSSETZEN  
**DANGER** VISIBLE AND INVISIBLE LASER RADIATION WHEN OPEN AVOID DIRECT EXPOSURE TO BEAM  
**ATTENTION** RAYONNEMENT LASER VISIBLE ET INVISIBLE EN CAS D'OUVERTURE EXPOSITION DANGEREUSE AU FAISCEAU

#### 4. TAKING THE DISC OUT OF EMERGENCY

1. Remove the top cover of the player.
2. Remove 2 screws shown in the picture follows.
3. Remove the disc clamber.
4. Now you can remove the disc.



## 5. UPDATE BACK END SOFTWARE (FIRMWARE) PROCEDURE

### Necessary Equipment

- Update Disc (for Back End Software).

  1. Press **POWER** button, and turn on the DVD Player.
  2. Press **Open/Close** button, and open the tray.
  3. The update disc is placed on the tray.
  4. Press **Open/Close** button, and close the tray.
  5. After Loading the Disc, the front display shows “**VCD**” for a moment. Next, the front display shows “**WRITNG**”, And Back End Software is updated automatically.
  6. At this time, “**Updating Flash Memory**” shows on the monitor.
  7. The tray will be opened, when finished updating software.
  8. At this time, after the front display shows “**VCD**” for a moment, it shows “**COMPLETE**”.
  9. Take out the update disc from the tray.
  10. Press the **Open/Close** button, and close the tray.
  11. Press the **POWER** button, and turn off the DVD Player.

## 5. Back End Software(Firmware)の書き換え方法

### 必要機器

- ・ Back End Software のアップデート用 CD-ROM

  1. **POWER** ボタンを押し、DVD Player の電源を入れます。
  2. **Open/Close** ボタンを押し、トレーを出します。
  3. Back End Software のアップデートディスクをトレーに乗せます。
  4. **Open/Close** ボタンを押し、トレーを戻します。
  5. Disc の Loading を行った後フロントディスプレイに “**VCD**” と一瞬表示し、“**WRITING**” と表示され Software のアップデートは自動で行われます。
  6. TV またはモニターの OSD には “**Updating Flash Memory**” と表示されます。
  7. アップデートが終わるとトレーが自動で開きます。
  8. フロントディスプレイに一瞬 “**VCD**” と表示された後、“**COMPLETE**” と表示されます。
  9. アップデートディスクを取り出します。
  10. **Open/Close** を押し、トレーを閉じます。
  11. **POWER** ボタンを押し、電源を切ります。

## 6. UPDATE DSP CODE OF FLASH ROM PROCEDURE

### Necessary Equipment

- Windows PC (With Serial Port)
- RC-232C cable straight type (9pin female – 9Pin female)
- Update Disc (90M-DV9500CDR)

### Writing Procedure

The writing of software takes about 10 minutes.

1. Check the transmission bits rate of serial port.
  - 1.1 Click **Start\Settings\Control Panel** on the task bar, and Double click the **System**.

## 6. DSP用Flash ROMの書き換え方法

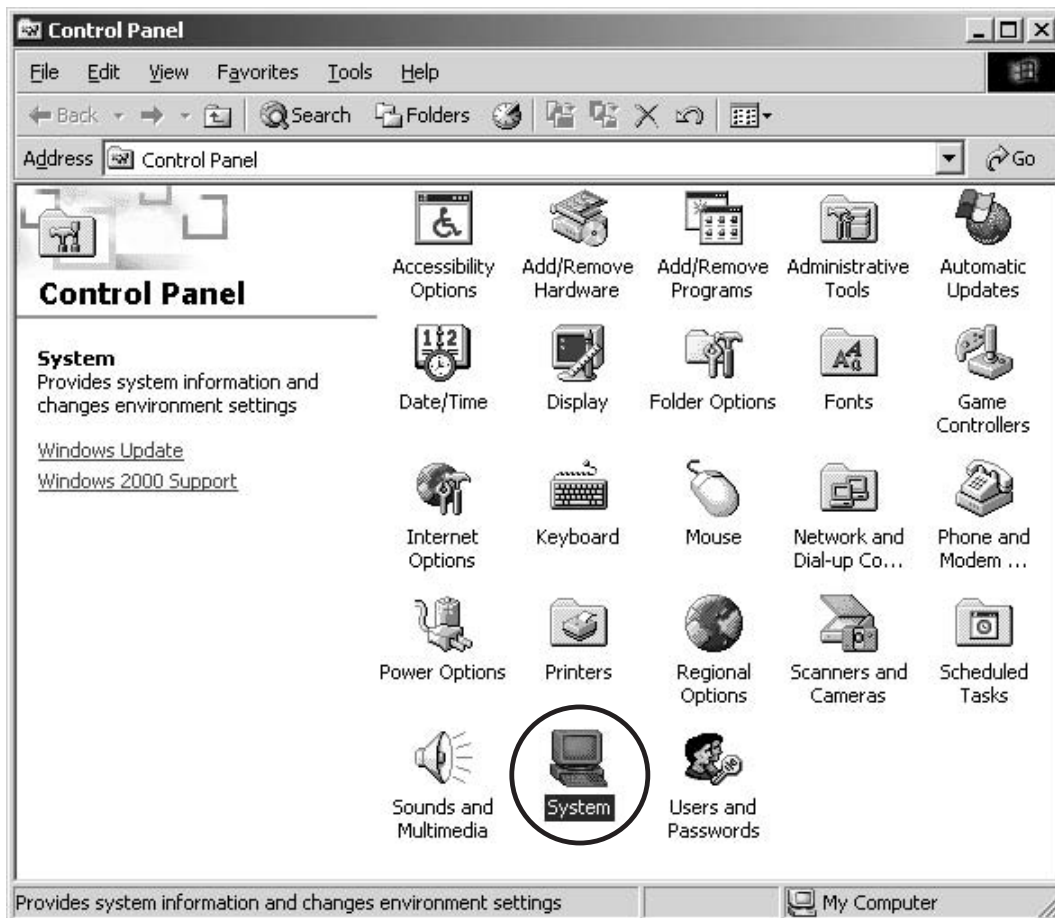
### 必要機器

- Windows PC (Serial Port 付き)
- RC-232C ケーブル  
(9pin メス – 9Pin メス ストレートタイプ)
- 書き換え用データ

### 書き込み手順

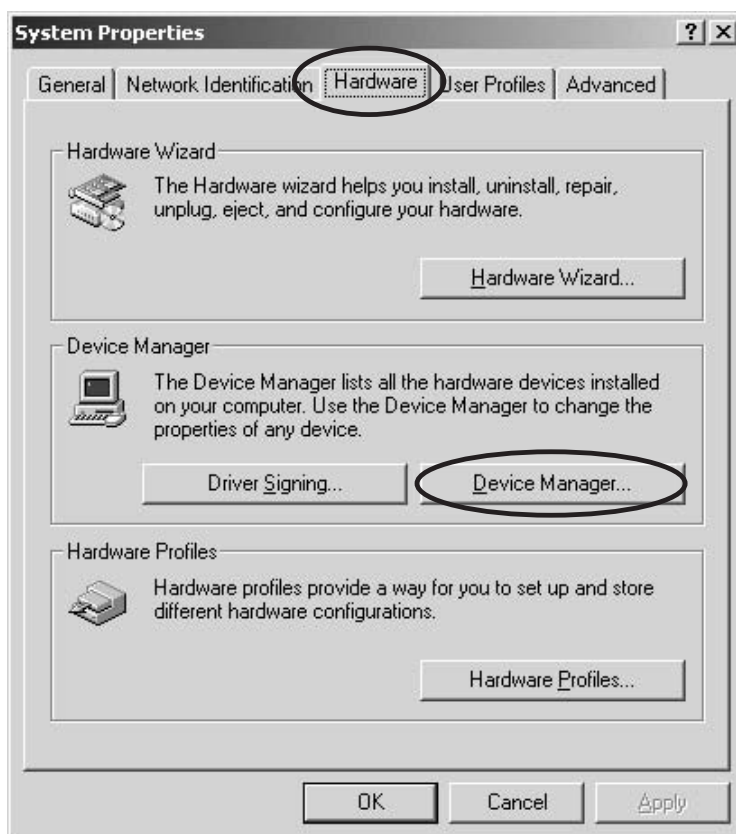
このDSP用Flash ROMの書き換え時にかかる時間はおよそ9分です。

1. Serial Port の転送レートを確認します。
  - 1.1 **Start\Settings\Control Panel** から **System** をダブルクリックします。



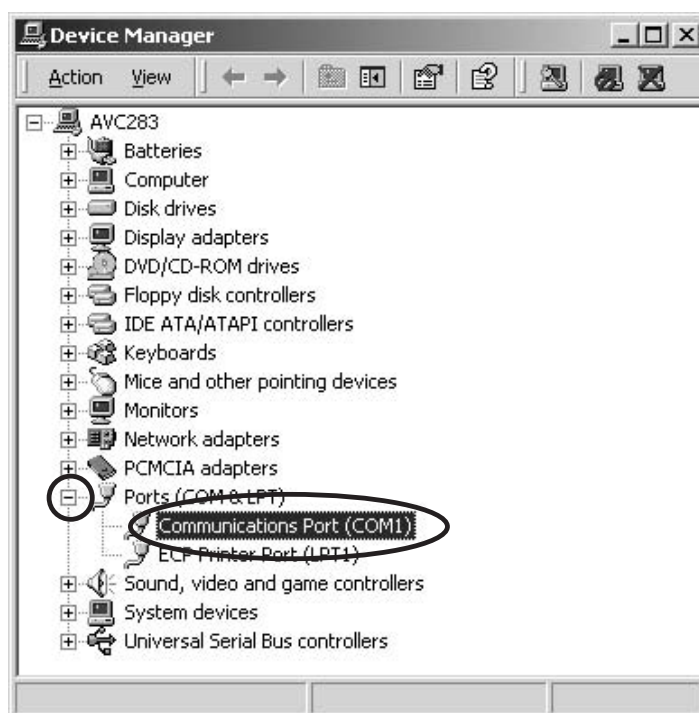
1.2 Click **Hardware** tab on the “System Properties”, and click **Device Manager...** in the “Device Manager”.  
(Case of Windows XP, 2000)

1.2 System Properties の **Hardware** タブをクリックし **Device Manager...** をクリックします。(Windows XP、2000の場合)



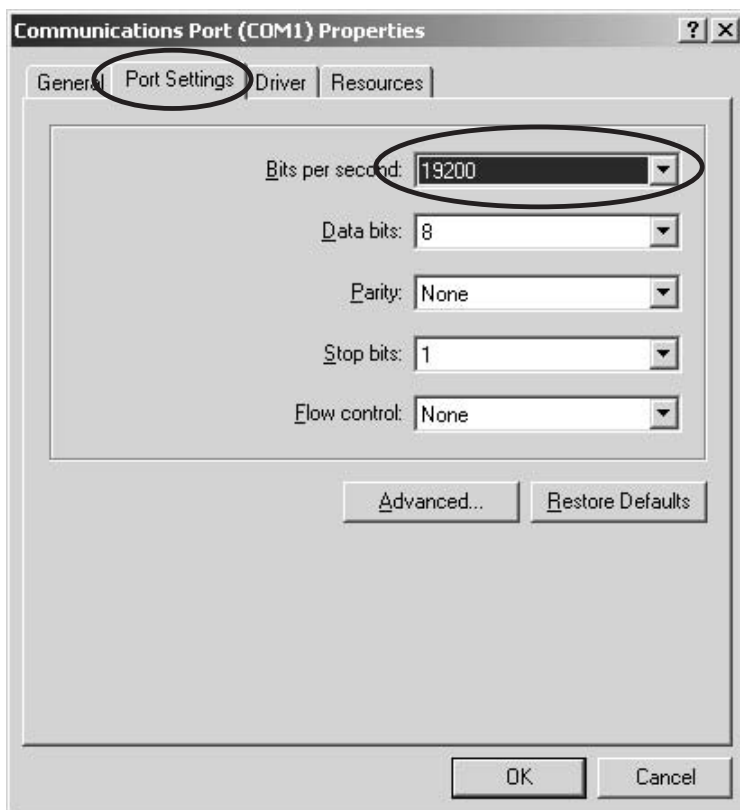
1.3 Click the + icon of “Ports (COM&LPT)”, and Double click **Communications Port (COM\*)**. It will open the “Communications Port Properties”.

1.3 Ports (COM&LPT)に付いている + をクリックし、**Communications Port (COM\*)**をダブルクリックします。



1.4 Click **Port Settings** tab on the “Communications Port Properties”, and Check the value of “Bits per second”, which is **19200**. When it is other values, it is change into **19200**.

1.4 **Port Settings**のタブをクリックし、Bits per second:の値が **19200**が確認します。ほかの値になっている場合は **19200**に設定します。



1.5 Click **OK**, and close the “Communications Port Properties”.

1.6 Click the **x** icon of upper right, and close the “Device Manager”.

1.7 Click **OK**, and close the “System Properties”.

1.8 Click the **Exit** in the **File** of menu bar, and close the “Control Panel”.

**Remark:** It recommends rebooting PC, when the “Bit per second” is changed.

2. Connect RC-232C on the rear panel of DVD Player and Serial Port of windows PC with RS-232C cable.

3. Turn on the power of DVD Player into the writing mode.  
3.1 Press the **POWER ON/OFF** button while pressing **STOP** and **DISPLAY OFF** buttons in front panel of DVD Player.

3.2 The front display indicates “**S-MODE\_NO.**”.

3.3 Press the **1, 3, 1** and **PLAY** buttons of the remote controller in order, while indicating “**S-MODE\_NO.**”.

3.4 The front display indicates “**DSP\_WRITE**”.

1.5 **OK**をクリックし、Communications Port Properties を閉じます。

1.6 右上のxアイコンをクリックし、Device Manager を閉じます。

1.7 **OK**をクリックし、System Properties を閉じます。

1.8 メニューバーのFileからExitをクリックしてControl Panel を閉じます。

注意) PCの種類によっては再起動をしないと正しく設定できない場合があります。Bit per second:を変更したときはPCの再起動をすることを勧めます。

2. Windows PCのSerial PortとDVD PlayerのリアパネルにあるRS-232CコネクタをRS-232Cケーブルで接続します。

3. DVD Player を書き込みモードにします。

3.1 DVD Player のフロントパネルにある **STOP** と **DISPLAY OFF**ボタンを押しながら**POWER ON/OFF** を押します。

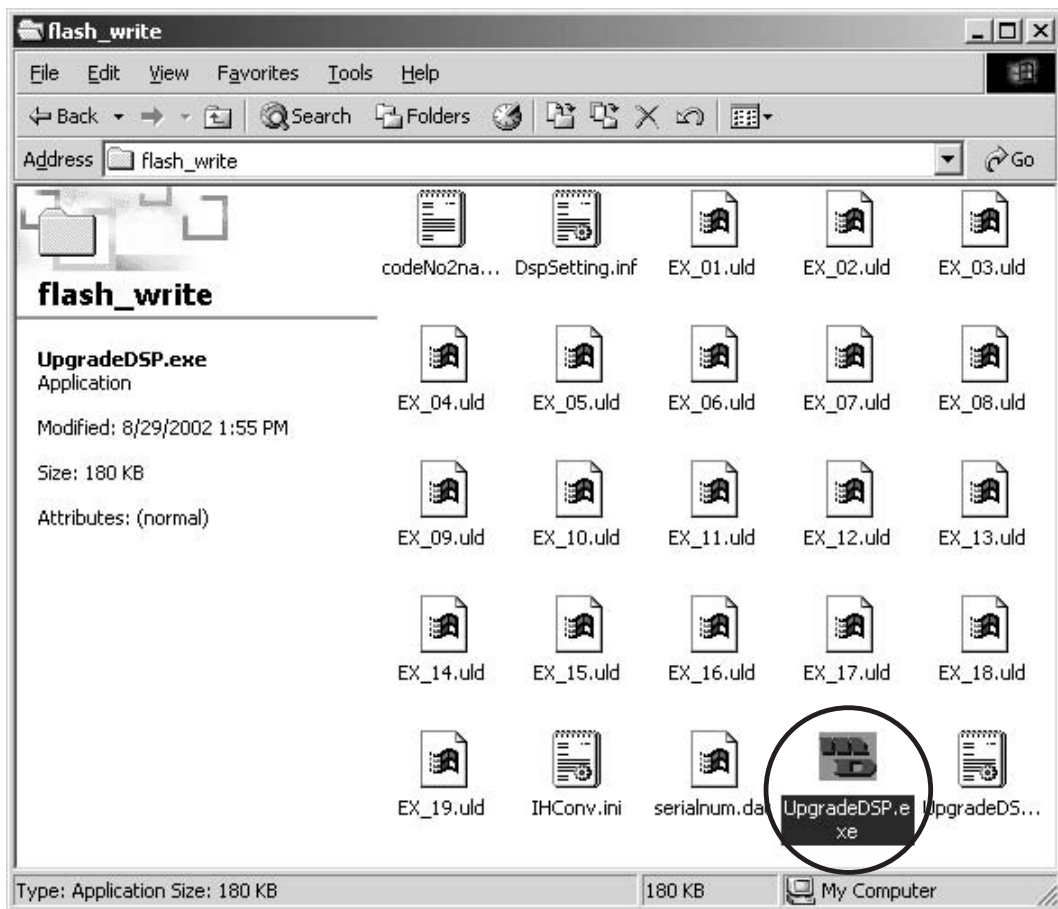
3.2 フロントディスプレイに **S-MODE\_NO.** と表示されます。

3.3 この表示が出ている間に(10 秒間)リモコンから **1、3、1、PLAY** を押します。

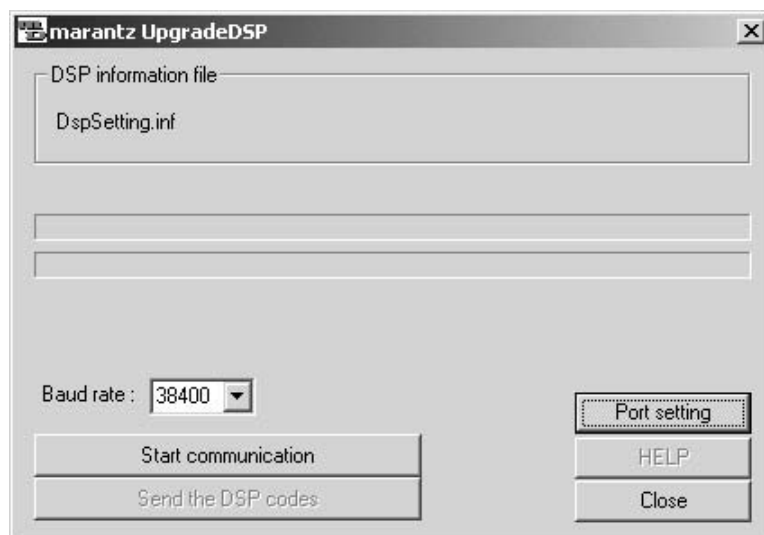
3.4 フロントディスプレイに **DSP\_WRITE** と表示されま



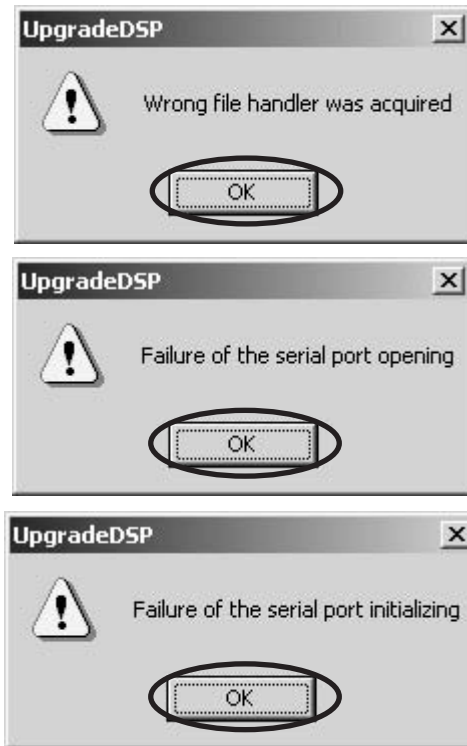
4. Insert the update CD-ROM into the PC, and open the files of ROM drive. Double click the “**upgradeDSP.exe**” in the flash\_write folder.
4. 書き換え用データ CD-ROM を Windows PC に挿入し、DISC 内の **upgradeDSP.exe** をダブルクリックします。



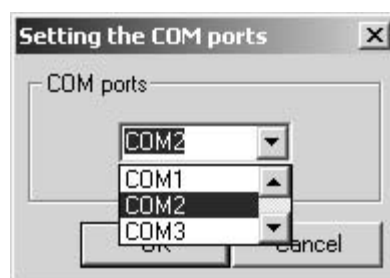
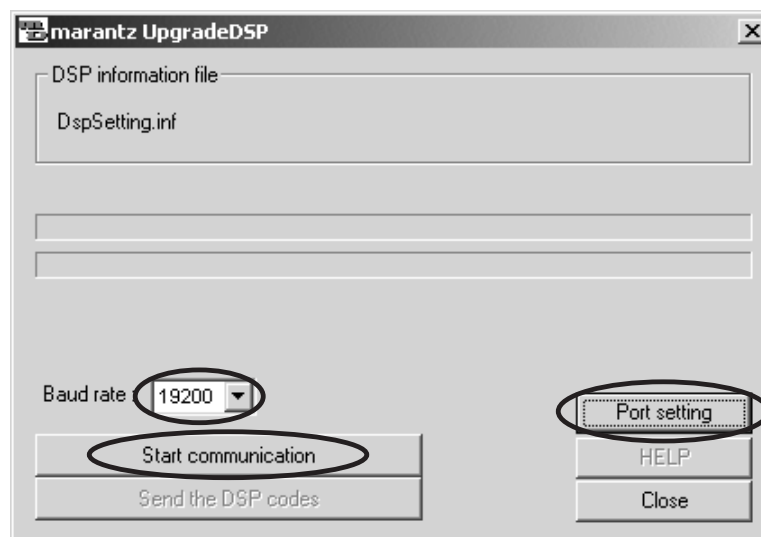
5. The picture shown below is displayed.
5. marantz UpgradeDSP が立ち上がります。



6. If the pictures shown below are displayed, click **OK** and close. It is because a port setup of the port of PC and writing software is different.
6. もしmarantz UpgradeDSPが立ち上がる前に下記のコメントが出たら **OK** をクリックしてください。これはmarantz UpgradeDSPのPort settingの初期値がCOM2になっているためPCの設定でCOM2以外にセットアップされている場合にこのコメントが出ます。



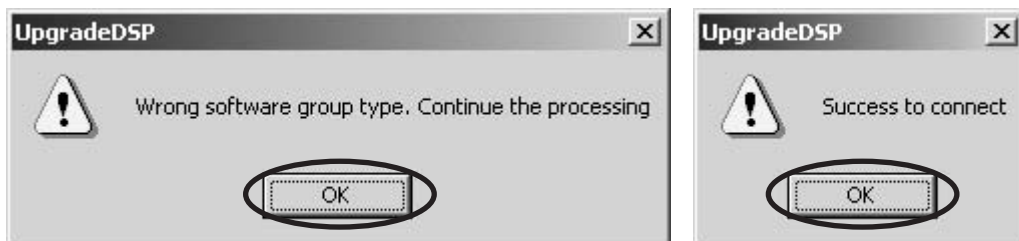
7. Click **Port setting**, and select the COM Port No.
7. **Port setting** をクリックし、COM ports を設定します。





8. Select **19200** in the Baud rate.
9. Click **Start communication**.
10. If it succeeds in connection, the following comments come out. Click **OK**, and close.

8. Baud rate:を **19200** に設定します。
9. **Start communication** をクリックします。
10. DVD Playerと接続が成功すると下記のようなコメントが出ますので **OK** をクリックしてください。



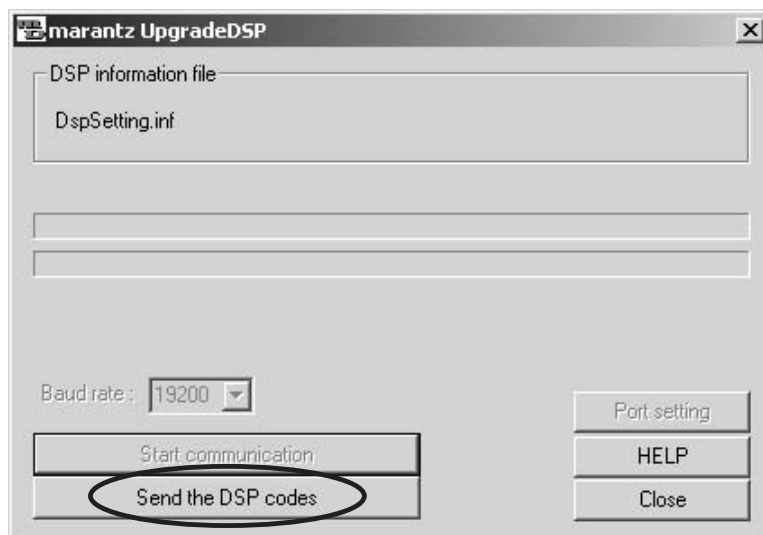
11. If connection goes wrong, the following comments come out. Check the Port setting and Band rate of software again. Click **OK**, and close.

11. もしも下記のコメントが出たときは、COM port 設定または転送レートがPC の設定とあっていませんのでそれぞれ **OK** をクリックした後に Band rate:と Port setting をPC の設定にあわせてください。



12. Click **Send the DSP codes**.

12. DVD Playerと接続に成功したら**Send the DSP codes**をクリックします。



13. Software to Flash ROM is written in.  
At this time, the front display indicates "**DSP\_ERASING**".  
And next, the front display indicates "**DSP\_WRITING**".

13. データの転送が行われ書き込み状態が表示されます。  
このときDVD Player のフロントディスプレイには **DSP\_ERASING** と表示され、次に **DSP\_WRITING** と表示されます。

14. Click OK, and finish.

And the front display indicates "WRITING\_OK".

14. 書き込みが終わると下記のコメントが出ますので **OK** をクリックします。

また、DVD Player のフロントディスプレイには **WRITING\_OK** と表示されます。



15. A click of **OK** terminates software.

16. Press the **POWER ON/OFF** button, and turn off DVD Player.

15. **OK** をクリックすると marantz UpgradeDSP が終了します。

16. DVD Player の **POWER ON/OFF** ボタンを押して電源を切って終了します。

## 7. UPDATE PANEL MICROPROCESSOR PROCEDURE

### Necessary Equipment

- Windows PC (With Serial Port)
- RS-232C Cable straight type (9 Pin female - 9 Pin female)
- Update Tool (FDTsetup.EXE)
- Update data (xxxxx.mot)

### Panel Microprocessor Update Procedure

#### 1. The software installs Procedure to Windows PC

Double click the **FDTsetup.exe**.

## 7. PANEL MICROPROCESSORの 書き換え方法

### 必要機器

- Windows PC (Serial Port 付き)
- RS-232C ストレートケーブル(9Pin メスー 9Pin メス)
- 書き込み用データ FDTsetup.EXE、xxxxx.mot (update file)

### 書き込み手順

1. 書き込みソフトウェアのインストール  
FDTsetup.exe をダブルクリックします。



Click **Next**.

インストールウィザードが起動します。  
**Next** をクリックします。



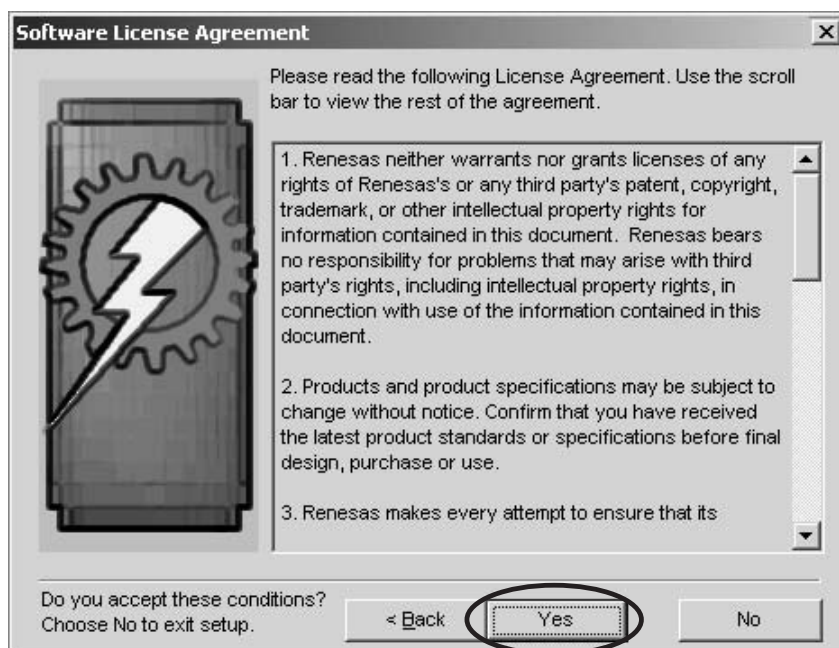
Choose the language. And click **Next**.

言語を選んで **Next** をクリックします。



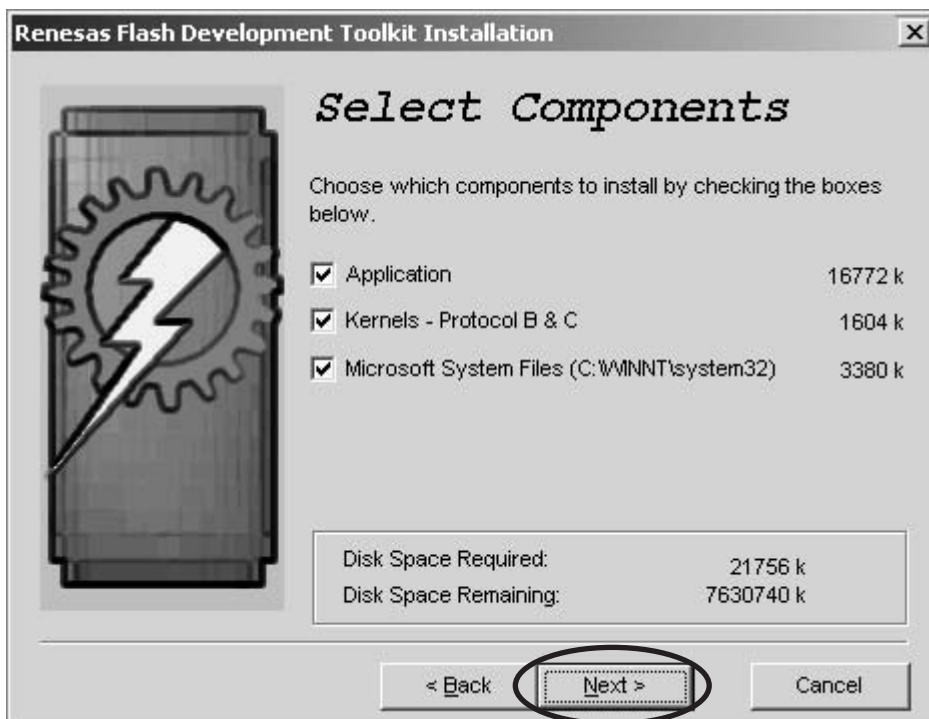
Click **Yes**.

**Yes** をクリックします。



Check to the all check boxes. And click **Next**.

チェックボックス全てにチェックが入っていることを確認して **Next** をクリックします。



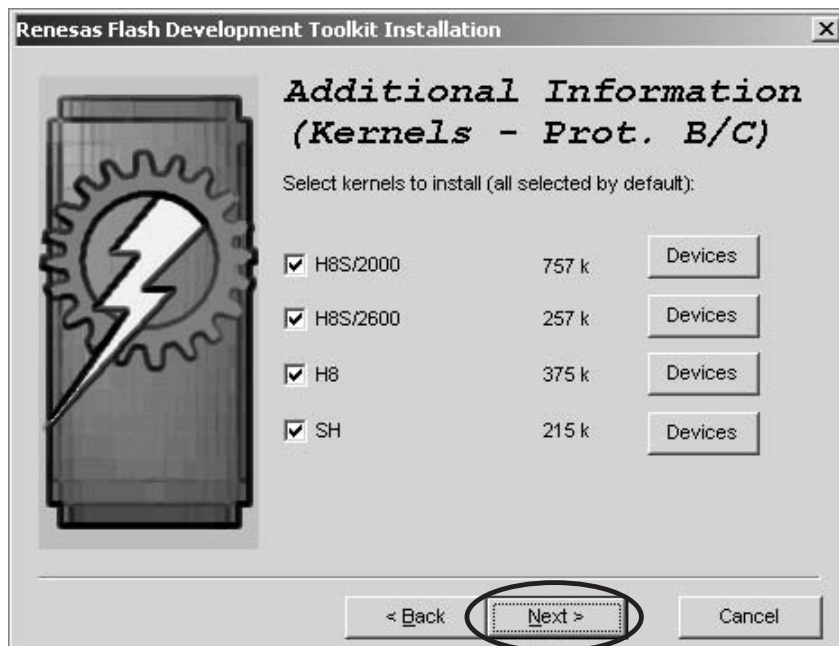
Click **Next**.

**Next** をクリックします。



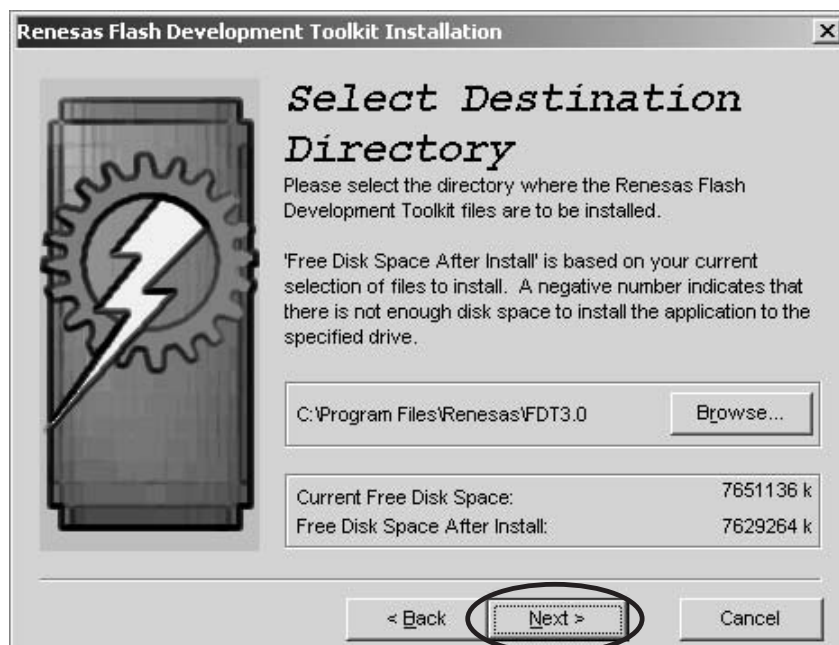
Check to the all check boxes. And click **Next**.

チェックボックス全てにチェックが入っていることを確認して **Next** をクリックします。



Click **Next**.

**Next** をクリックします。



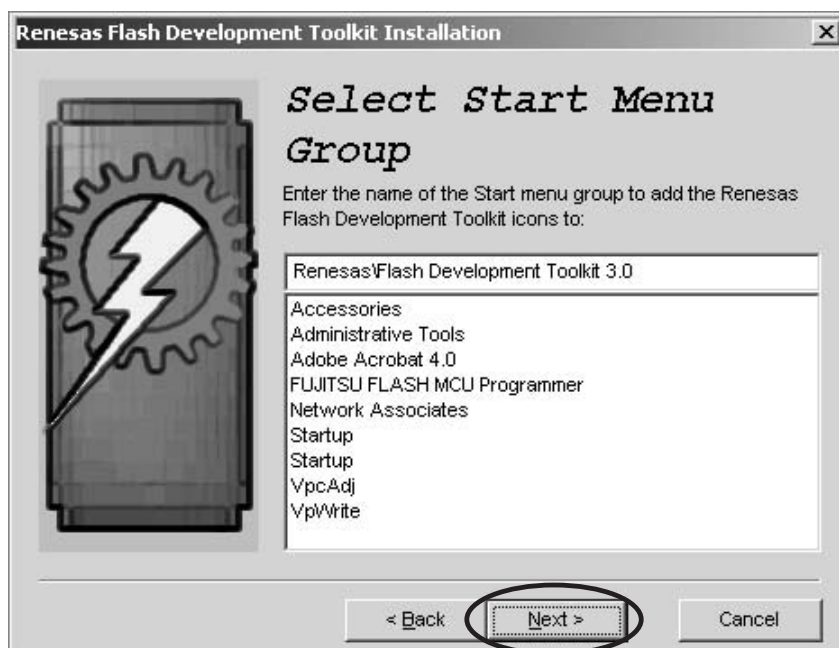
Click **Next**.

**Next** をクリックします。



Click **Next**.

**Next** をクリックします。





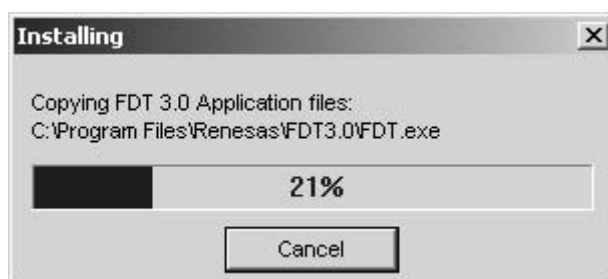
Click **Install**.

**Install** をクリックします。



The status bar appears.

インストールを開始します。



Click **Finish**.

**Finish** をクリックして書き込みソフトウェアのインストールを完了します。

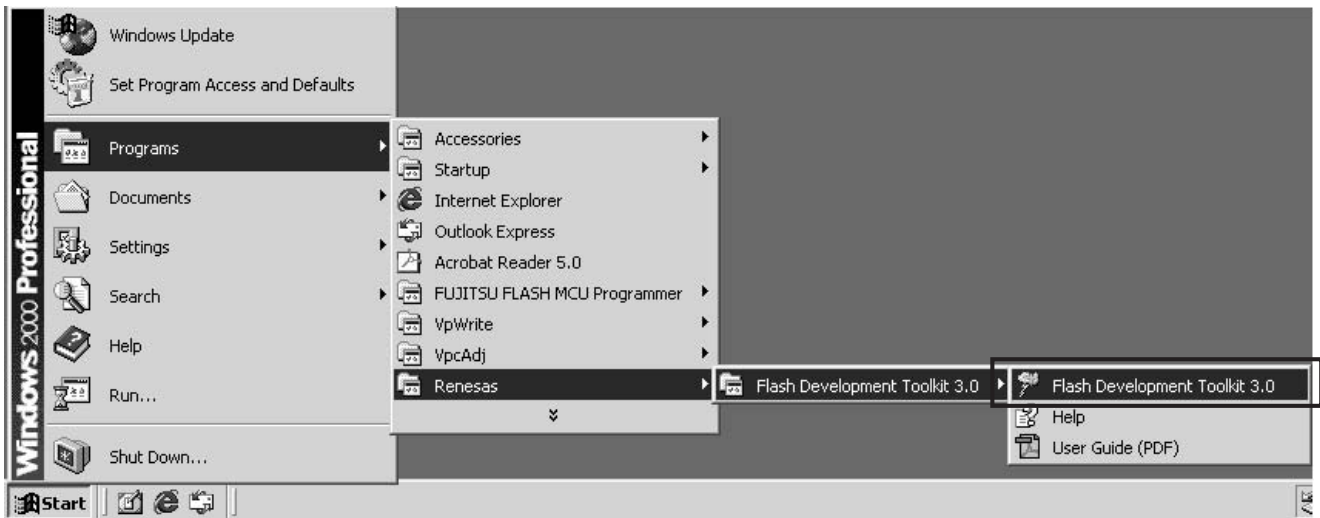




## 2. The writing software setup procedure.

Launch up the writing software.

Click **Start**, **Programs**, **Renesas**, **Flash Development Toolkit 3.0** and **Flash Development Toolkit 3.0**.



## 2. 書き込みソフトウェアの設定

**Start** → **Programs** → **Renesas** → **Flash Development Toolkit 3.0** → **Flash Development Toolkit 3.0**をクリックします。

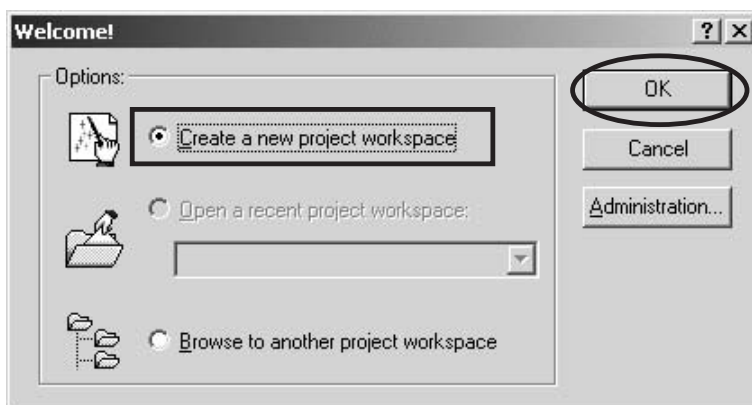
Click **OK**. (This window appears at every starting.)

**OK**をクリックします。(起動のたびに下記のコマンドが出ますのでその都度 **OK** をクリックしてください。)



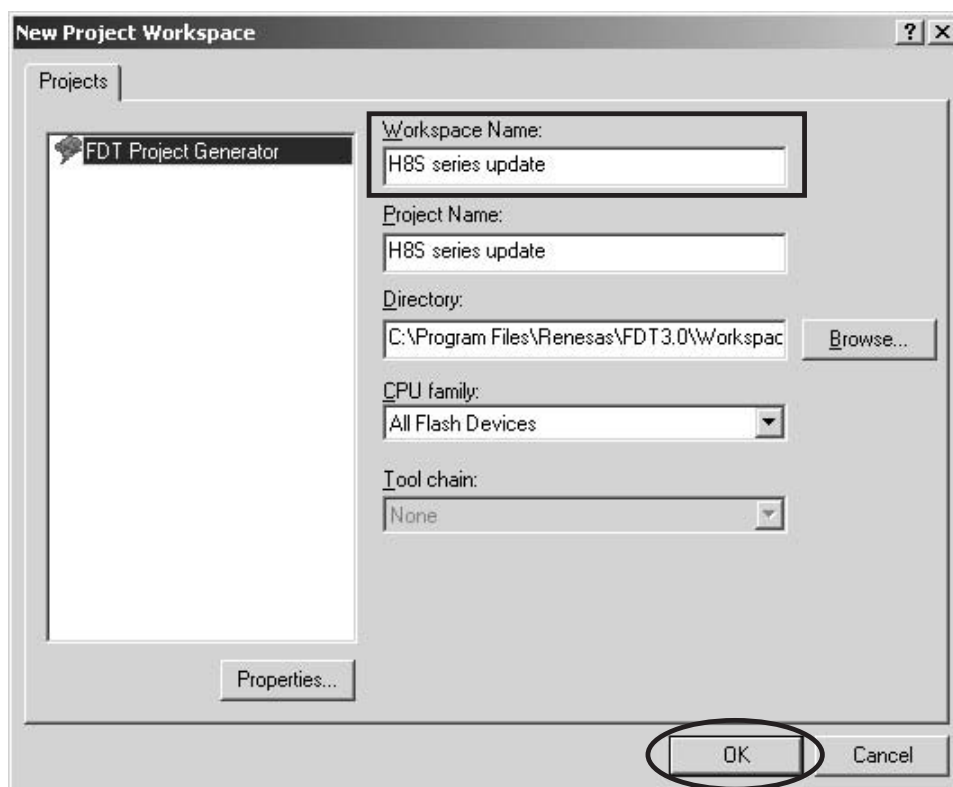
Check **Create a new project workspace**, and click **OK**.

**Create a new project workspace**にチェックを入れ、**OK**をクリックします。



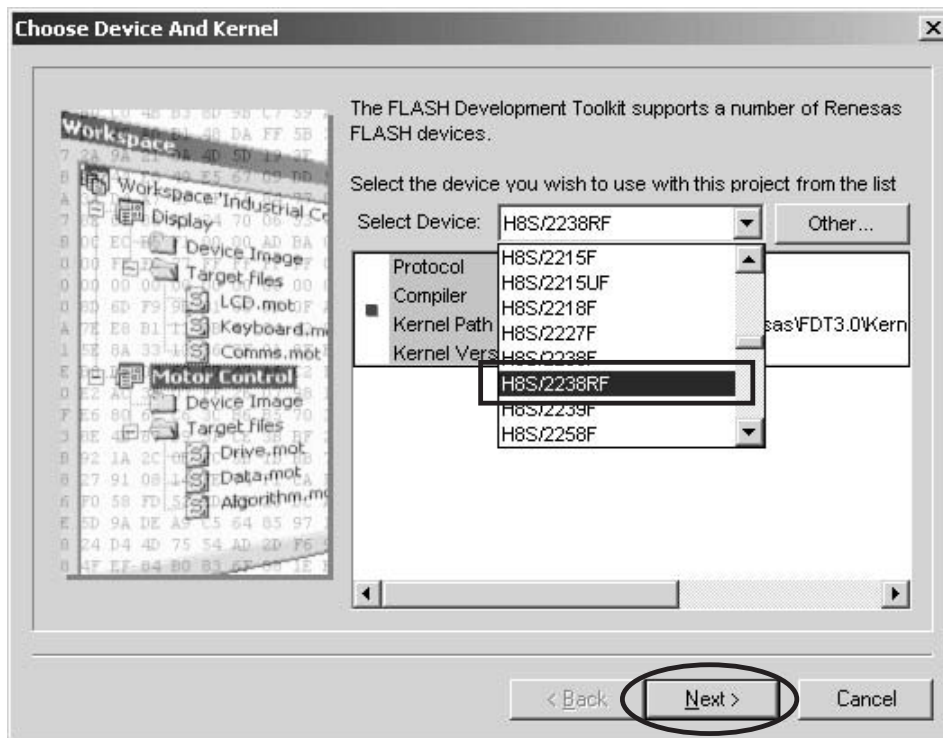
**H8 series update** is inputted into the **Workspace name**.  
(It is simultaneously inputted into **Project Name**.)  
Click **OK**.

**Workspace Name**に**H8 series update**と入力します。(同時に **Project Name**にも入力されます。)  
**OK**をクリックします。



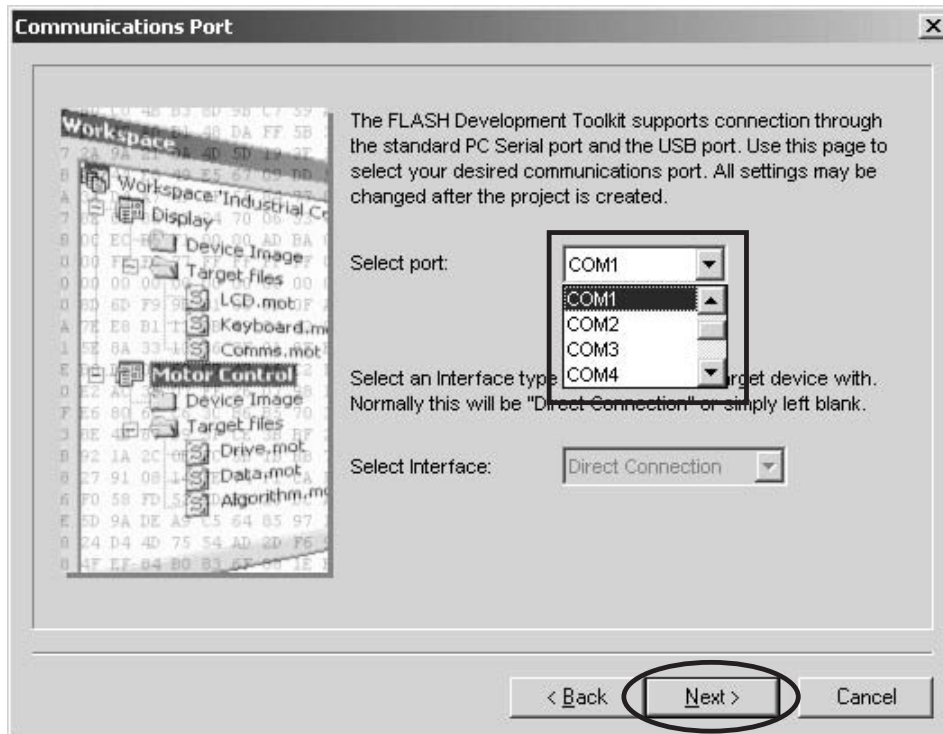
Choose the **H8S/2238RF** in **Select Device**.  
Click **Next**.

**Select Device** から **H8S/2238RF** を選びクリックします。  
**Next** をクリックします。



Choose the Serial port No. in the **Select Port**.  
Click **Next**.

**Select Port** から接続する **Serial Port** 番号を選びクリック  
します。  
**Next** をクリックします。



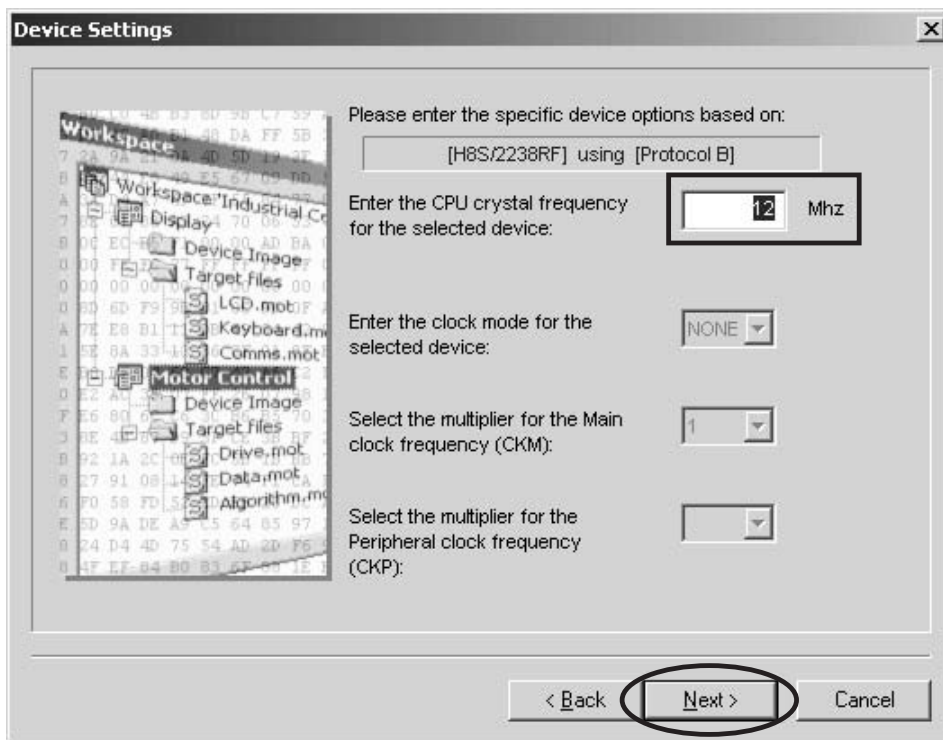
12 is inputted into the **Enter the CPU crystal frequency for the selected device.**

Click **Next**.

Enter the CPU crystal frequency for the selected device:

に12と入力します。

**Next** をクリックします。



Check the **BOOT Mode** in **Select Connection**.

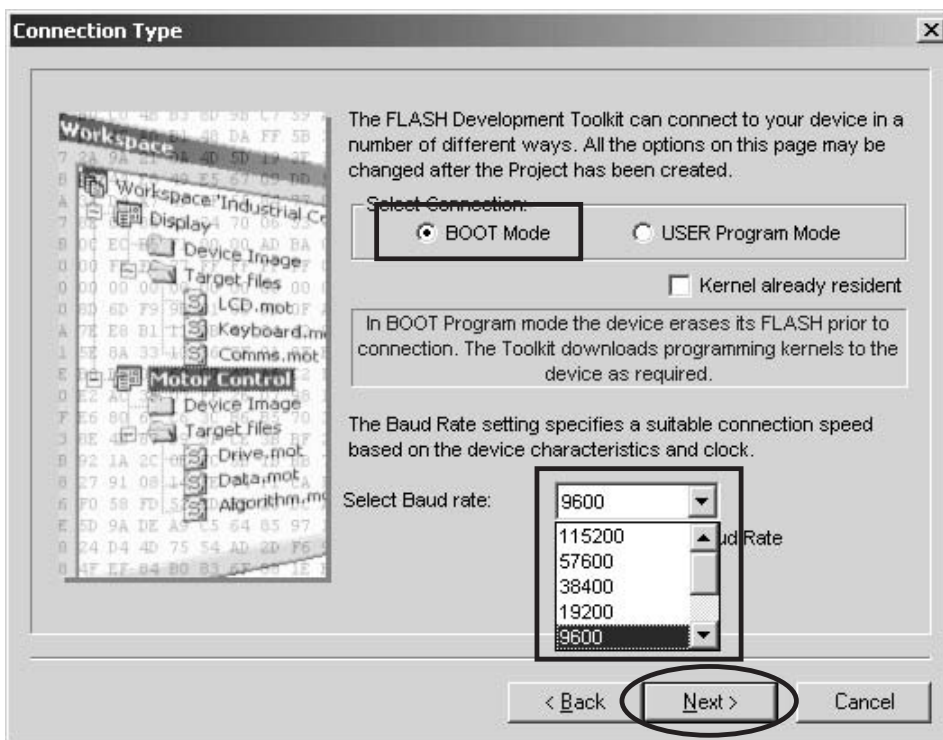
Choose the **9600** in **Select Baud rate**.

Remark: Please remove check mark, if it is contained in Use Default Baud Rate.

**Select Connection:**から **BOOT Mode** にチェックを入れます。

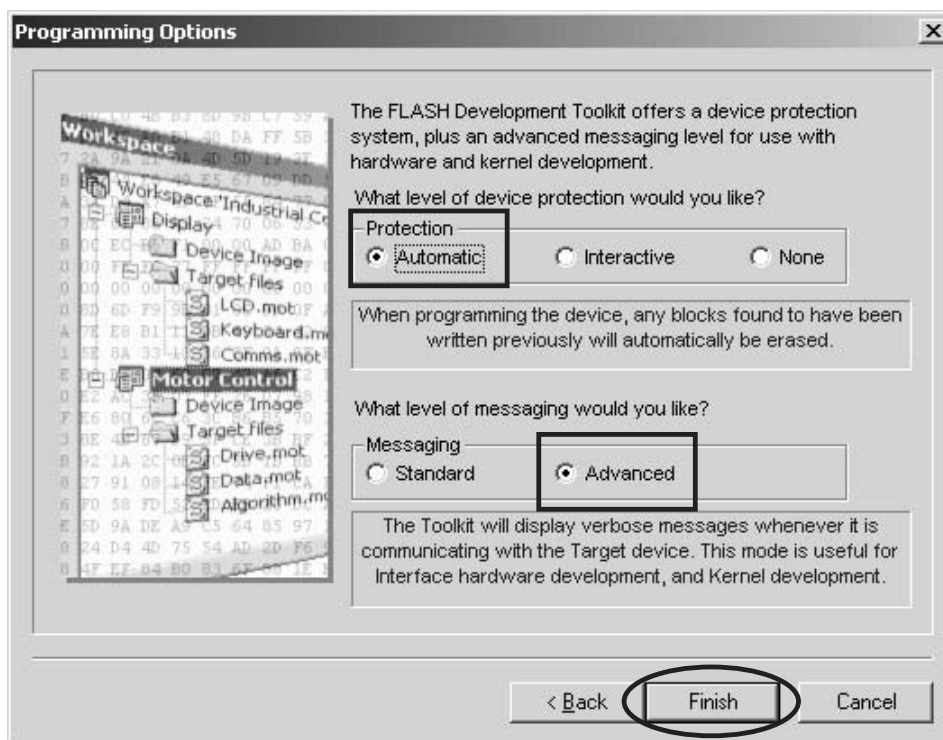
**Select Baud rate:**から **9600** を選びクリックします。

注意) Use Default Baud Rate にチェックが入っていると Baud Rate を変更できませんのでチェックを外してください。



Check the **Automatic** in Protection.  
 Check the **Advanced** in Messaging.  
 Click **Finish**.

Protection から **Automatic** にチェックを入れます。  
 Messaging から **Advanced** にチェックを入れます。  
**Finish** をクリックします。  
 以上で設定は完了です。



### 3. Writing Procedure

When you carry out continuously from “2. The writing software setup procedure”, please move on to “Cable connection” of next page.

Software is launched when the writing software is being terminated.

Click **Start, Programs, Renesas, Flash Development Toolkit 3.0** and **Flash Development Toolkit 3.0**.

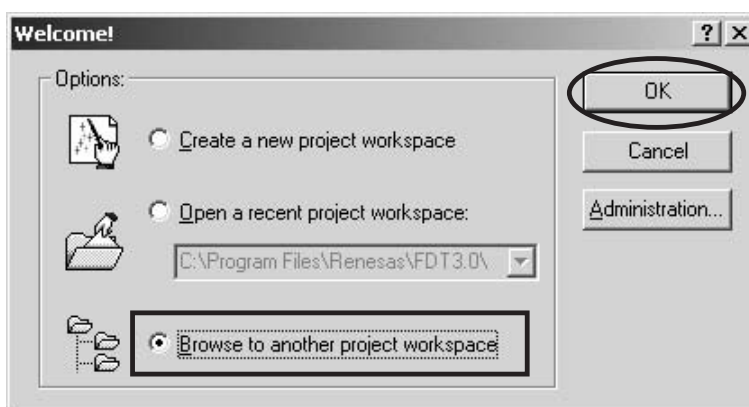
Check **Browse to another project workspace**, and click **OK**.

### 3. 書き込み方法

インストールから引き続いて作業をしている場合は次頁の「PC と DVD Player の接続」に進んでください。

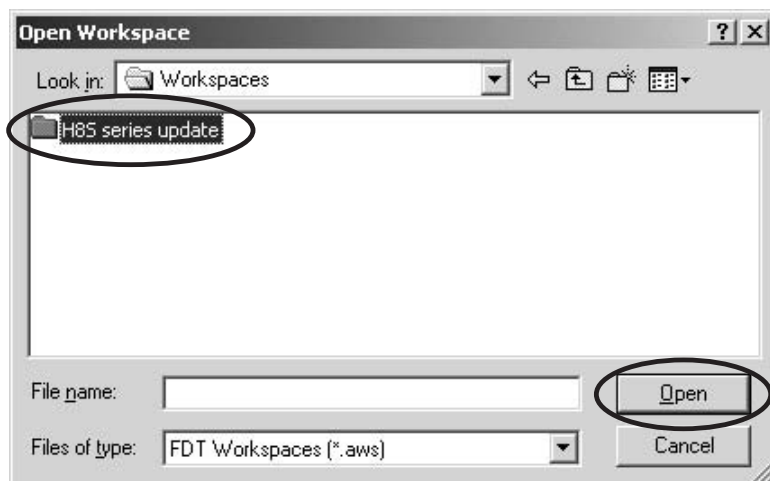
書き込みソフトウェアを終了させている場合は **Start → Programs → Renesas → Flash Development Toolkit 3.0 → Flash Development Toolkit 3.0** をクリックして起動します。

**Browse to another project workspace** にチェックを入れて **OK** をクリックします。



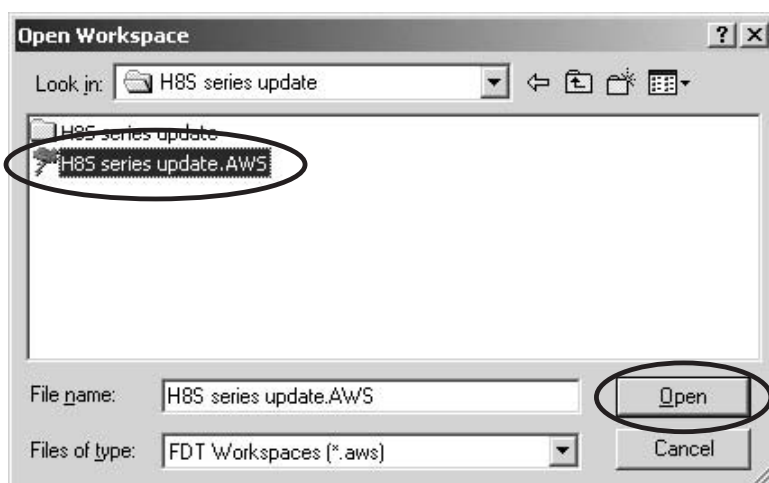
Click the **H8S series update**, and click **Open**.

H8S series updateをクリックしてOpenをクリックします。



Click the **H8S series update.AWS**, and click **Open**.

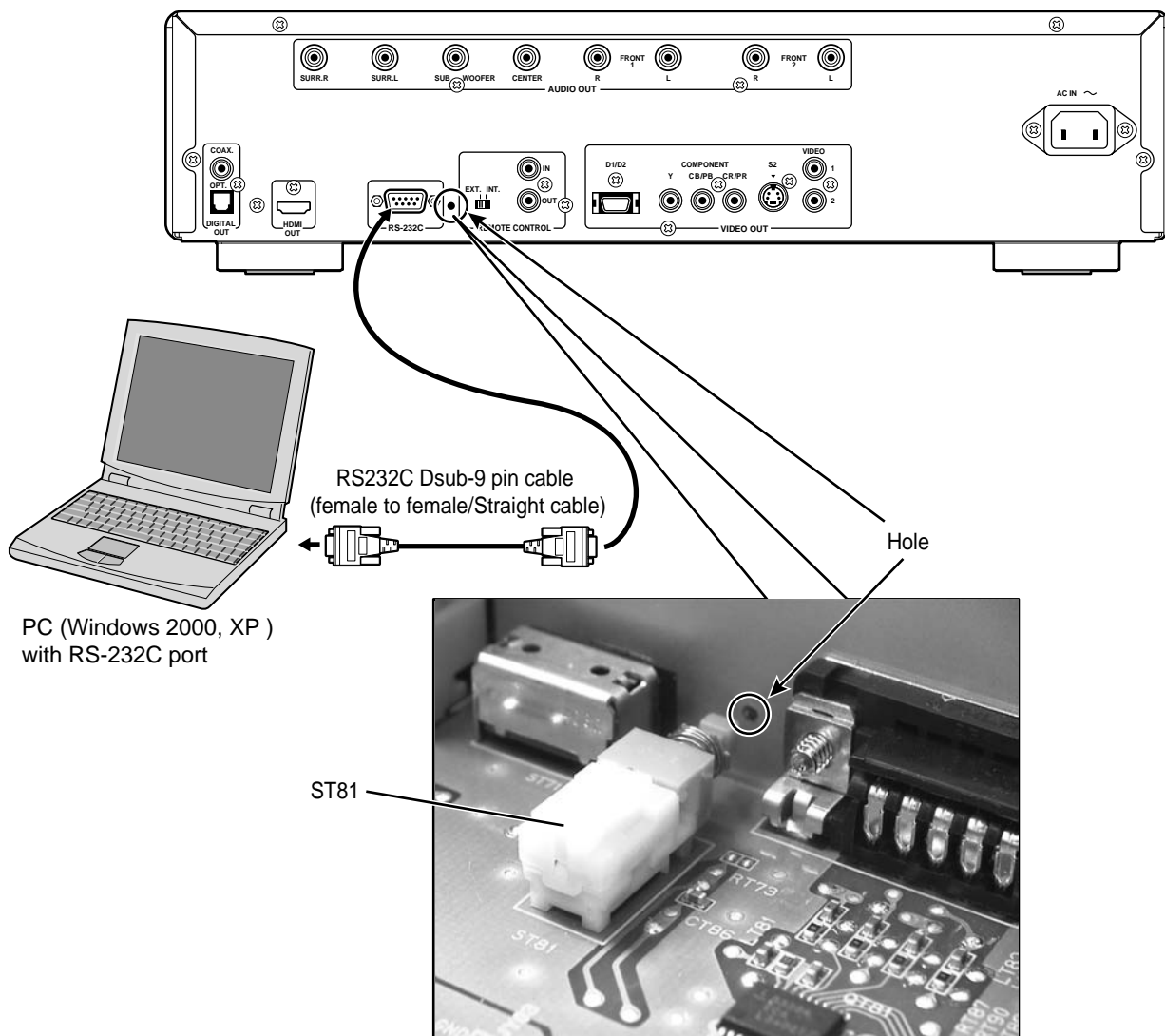
H8S series update.AWSをクリックして、Openをクリックします。



Remark: The file is stored in c:\Program Files\Renesas\FDT3.0\Workspace\H8S series update.

注意) ファイルは c:\Program Files\Renesas\FDT3.0\Workspace\H8S series updateに格納されています。





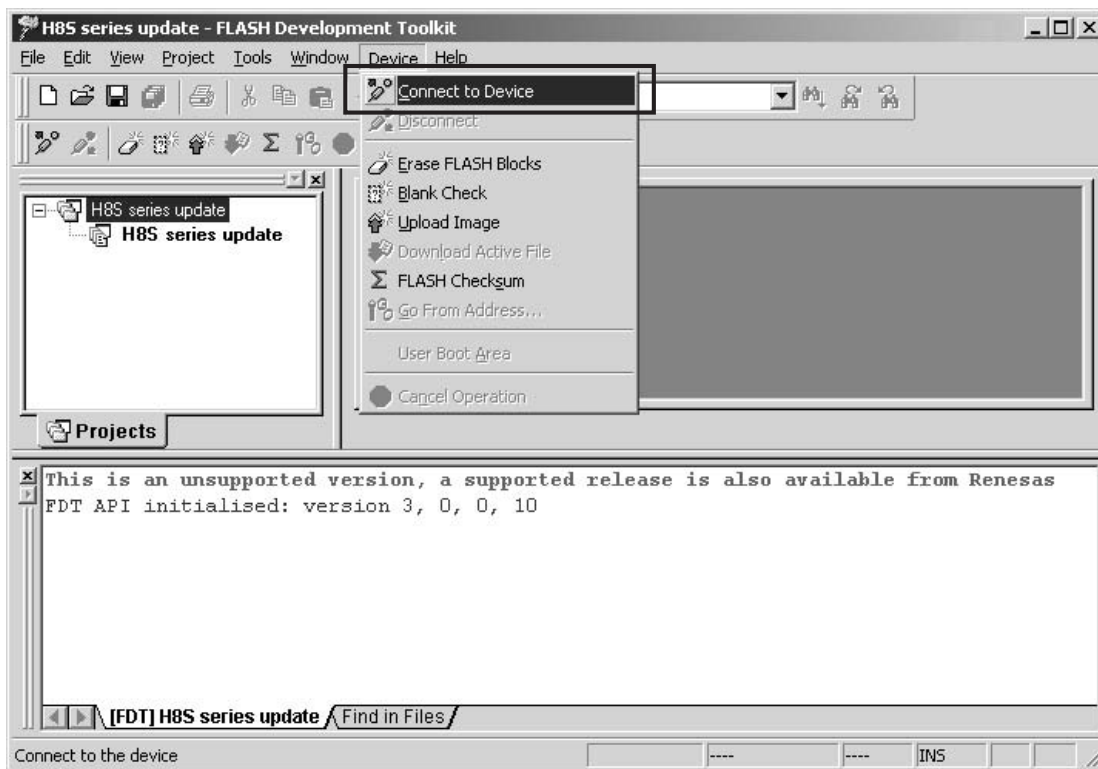
PC (Windows 2000, XP )  
with RS-232C port

Connect RS-232C on the rear panel of the DVD Player and Serial Port of windows PC with RS-232C cable.  
Insert a thin rod to the hole near the RS-232C Port and push the switch inside to turn on the switch.  
Turn on by the **POWER** switch of DVD Player.  
The DVD Player's STANDBY (red) and DISPLAY OFF (blue) indicators turn on lights simultaneously.

Windows PCのSerial PortとDVD PlayerのRS-232C PortをRS-232Cケーブルで接続します。  
細い棒を使いDVD PlayerのRS-232C Portの右とりにある穴からスイッチ(ST81)を押して書き込みモードに入ります。  
DVD PlayerのFront Panelにある電源スイッチを押して電源を入れます。  
DVD PlayerのSTANDBY(赤)、DISPLAY OFF(青)が点灯します。

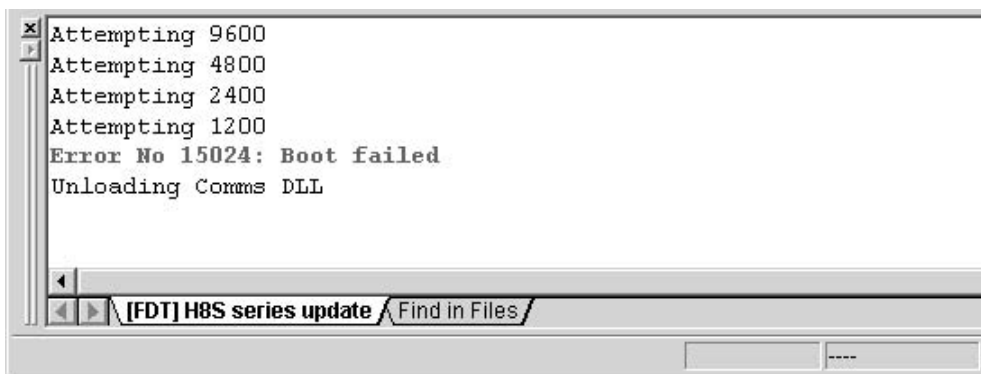
Click **Device** in the menu bar and select **Connect to Device**.

書き込みソフトウェアの**Device**から**Connect to Device**を選びクリックします。



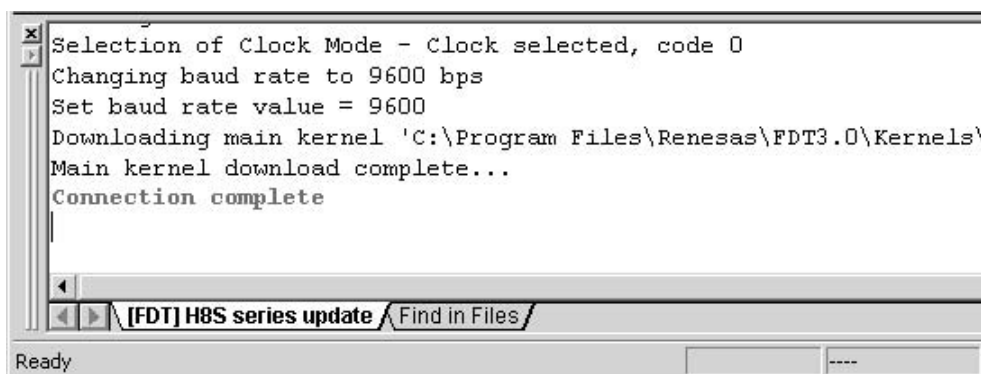
Error message will be displayed when an error occurs. Check the connection cable and select **Connect to Device** again.

接続に失敗すると下記のようなメッセージが出ます。ケーブル、接続を確認してもう一度**Connect to Device**を行ってください。



The following message is displayed that DVD Player connects with PC.

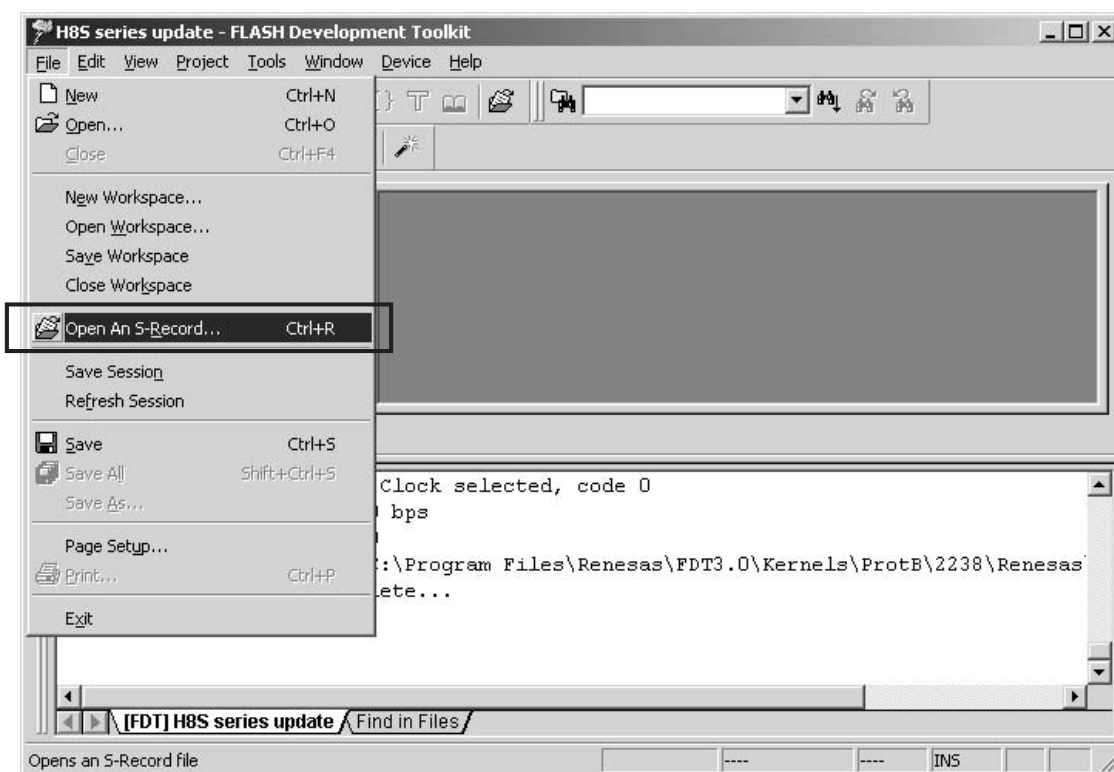
PCとDVD Playerの接続に成功すると下記のようなメッセージが出ます。





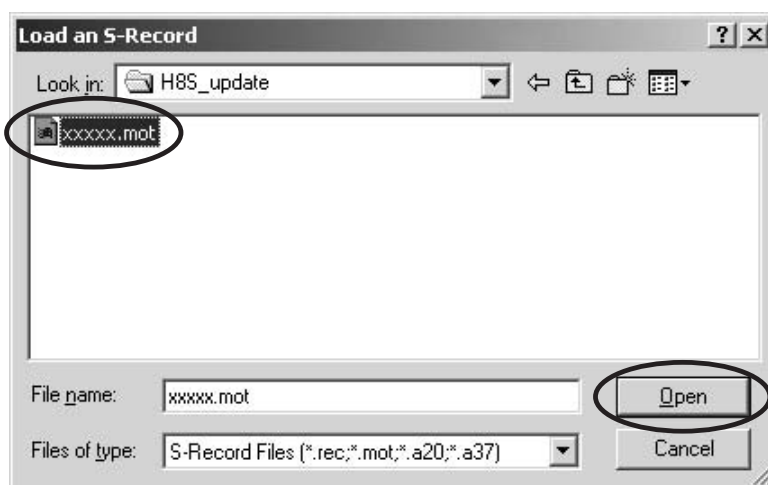
Click **File** in the menu bar and select **Open An S-Record...**

File から **Open An S-Record** を選びクリックします。



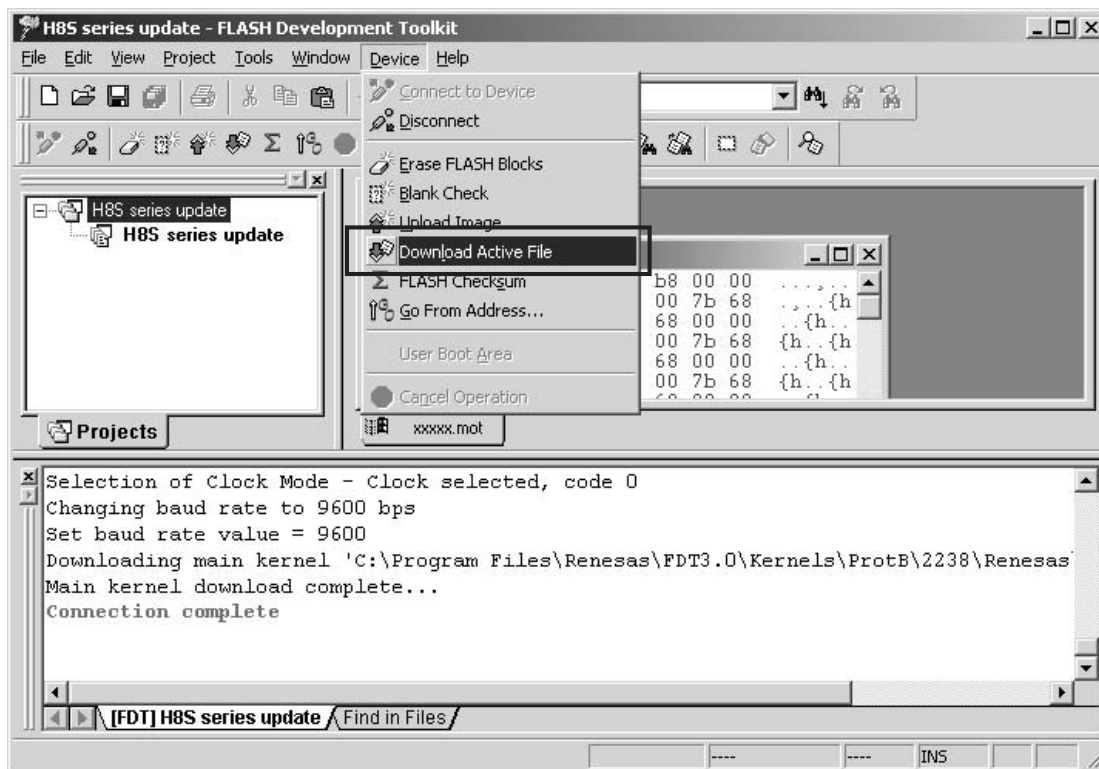
xxxxx.mot is selected. And click **Open**.

update dataのxxxxx.motをクリックして**Open**をクリックします。



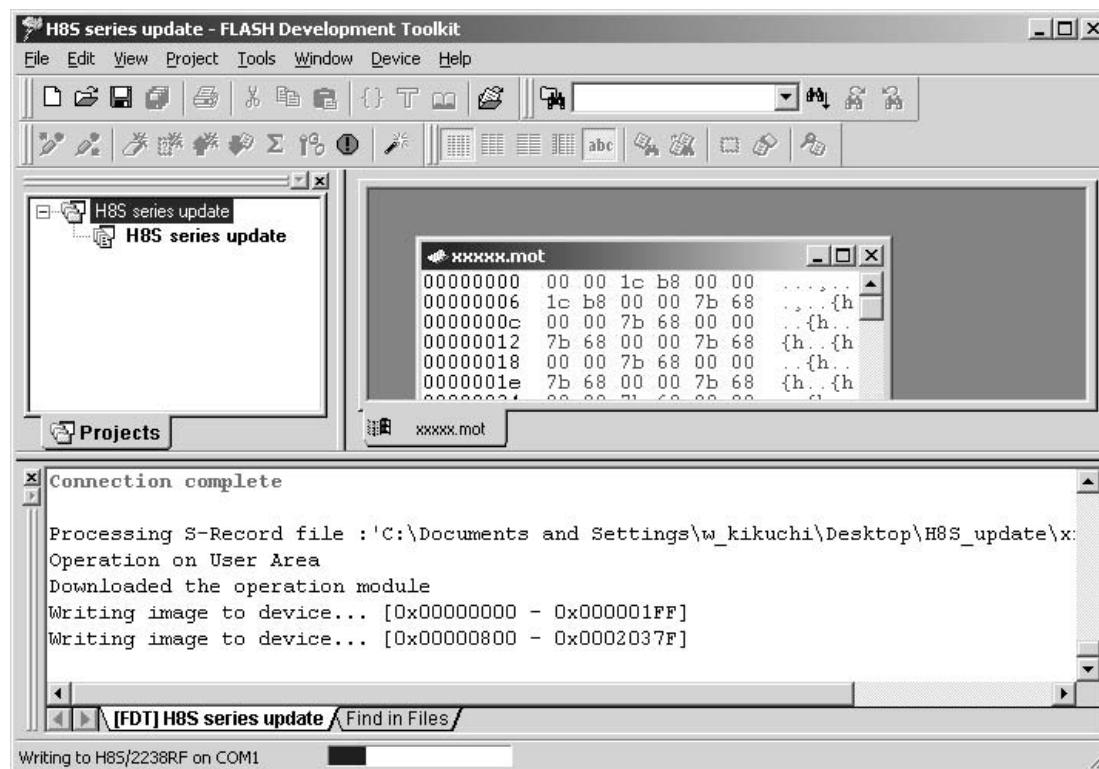
Click **Device** in the menu bar and select **Download Active File**.

Device から **Download Active File** を選びクリックします。



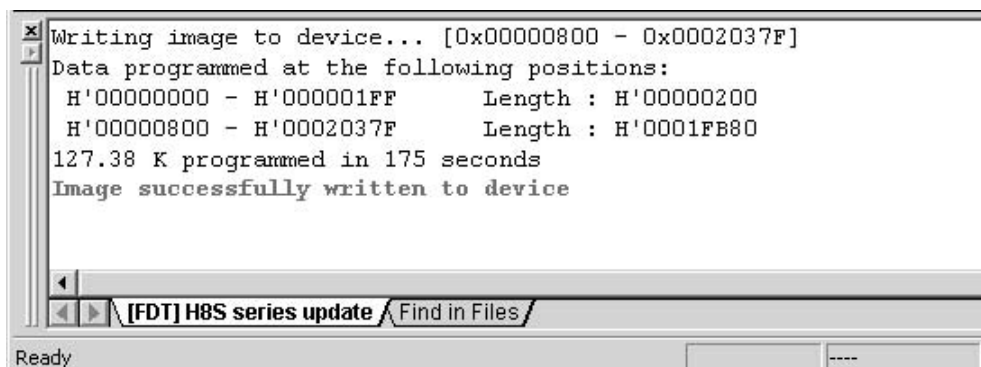
Software is written into the Panel microprocessor.

書き込みが開始され左下にステータスバーが出ます。



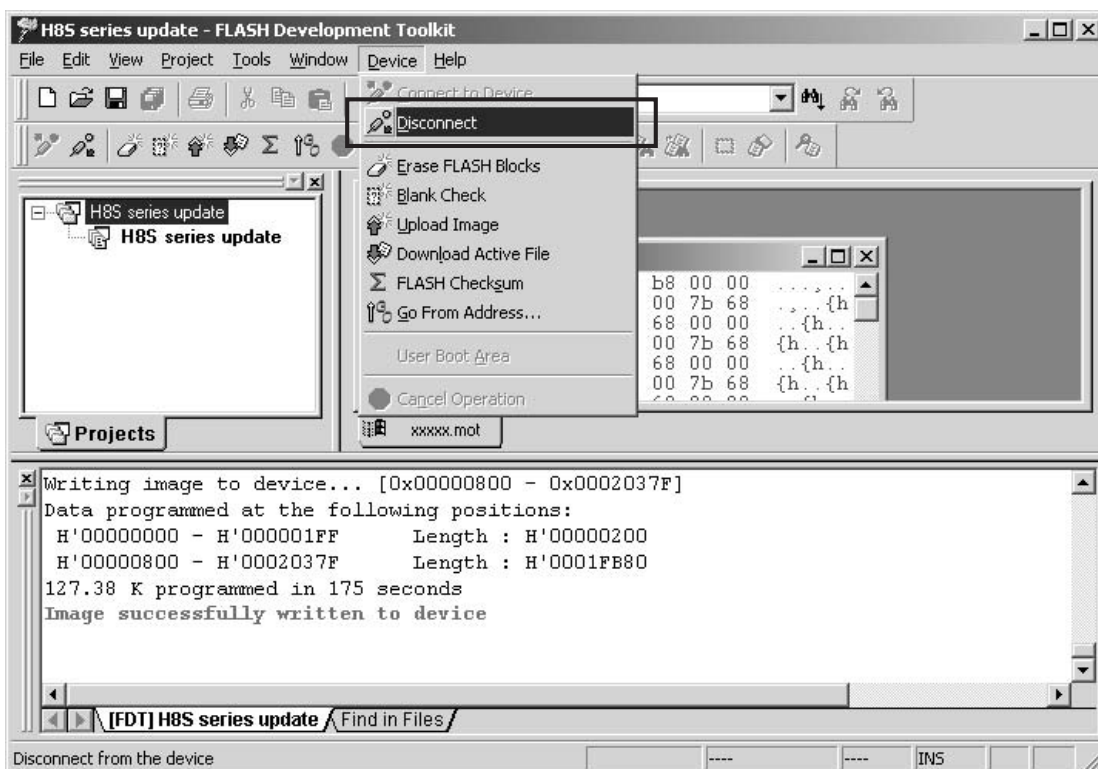
The following message is displayed when the writing of software was completed.

書き込みが完了すると下記のようにメッセージが表示されます。



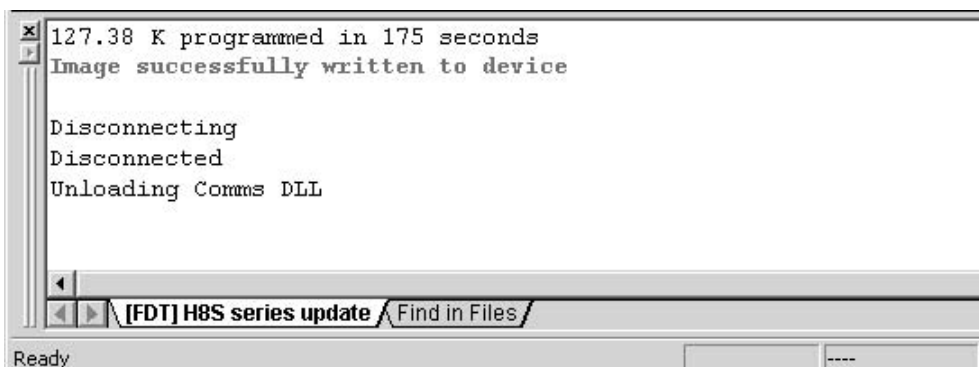
Click **Device** in the menu bar and select **Disconnect**.

Device から **Disconnect** をクリックします。



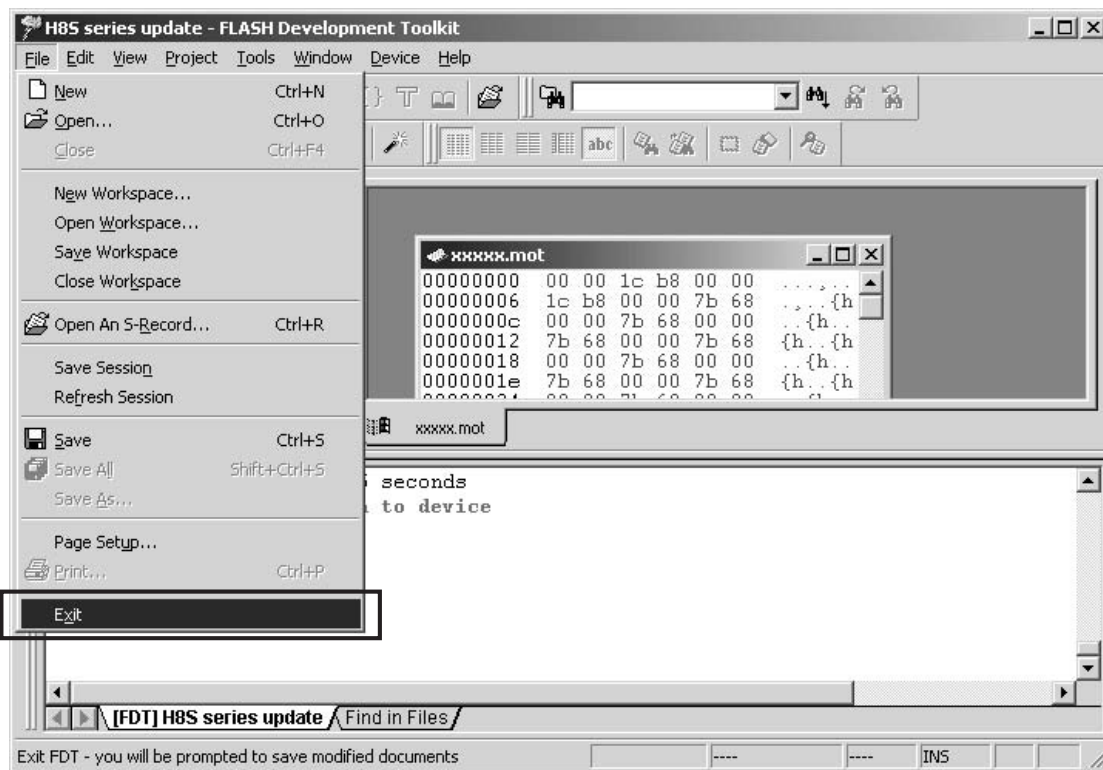
The following message is displayed that DVD Player disconnects with PC.

DVD Playerとの接続が切断されたメッセージが表示されます。



Click **File** in the menu bar and select **Exit**.

**File** から **Exit** をクリックして書き込みソフトウェアを終了します。



Turn off by the POWER switch in the front panel of DVD Player.

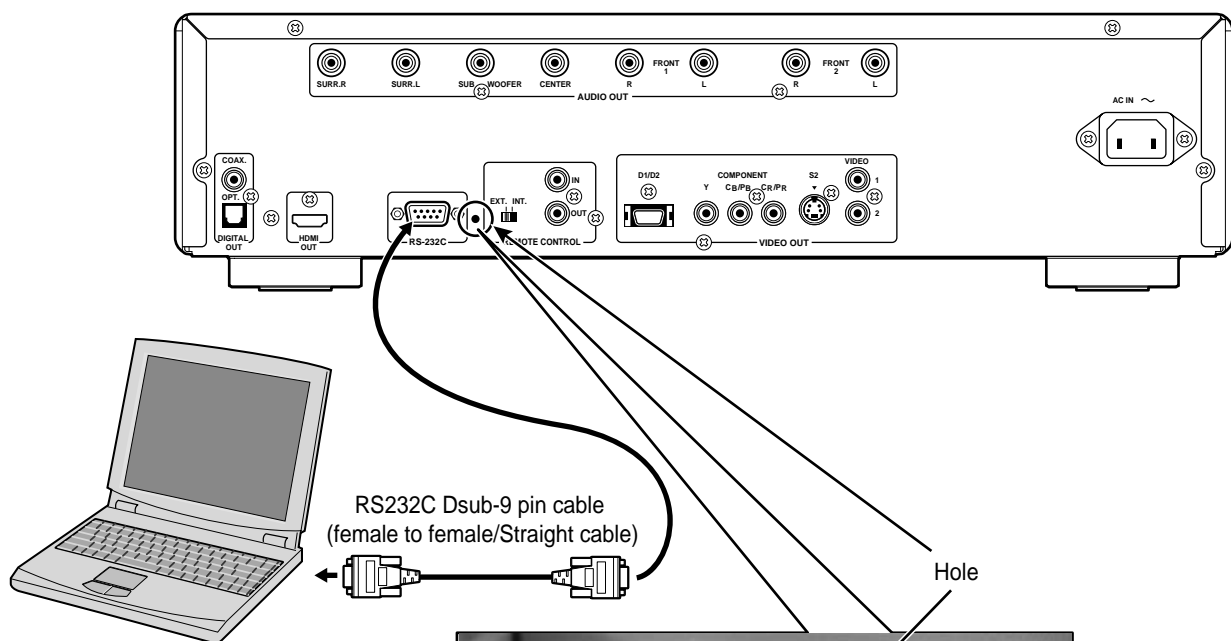
After The DVD Player's STANDBY (red) and DISPLAY OFF (blue) indicators turn off lights, Insert a thin rod to the hole near the RS-232C Port and push the switch inside to turn off the switch.

Disconnect RS-232C cable of the DVD Player and Serial Port of windows PC.


DVD PlayerのFront Panelにある電源スイッチを押して電源を切ります。

STANDBY, DISPLAY OFF のランプが消灯したらRS-232C の右横の穴からスイッチを押し書き込みモードを解除します。

RS-232C のケーブルを外します。



PC (Windows 2000, XP)  
with RS-232C port



## 8. SERVICE MODE

Press the **POWER ON/OFF** button while pressing **STOP** and **FL OFF** buttons in front panel of DVD Player.

The front display indicates "**S-MODE\_NO.**".

Press the **1, 4, 3** and **PLAY** buttons of the remote controller in order, while indicating "**S-MODE\_NO.**".

The front display indicates "**SERVICE\_2**".

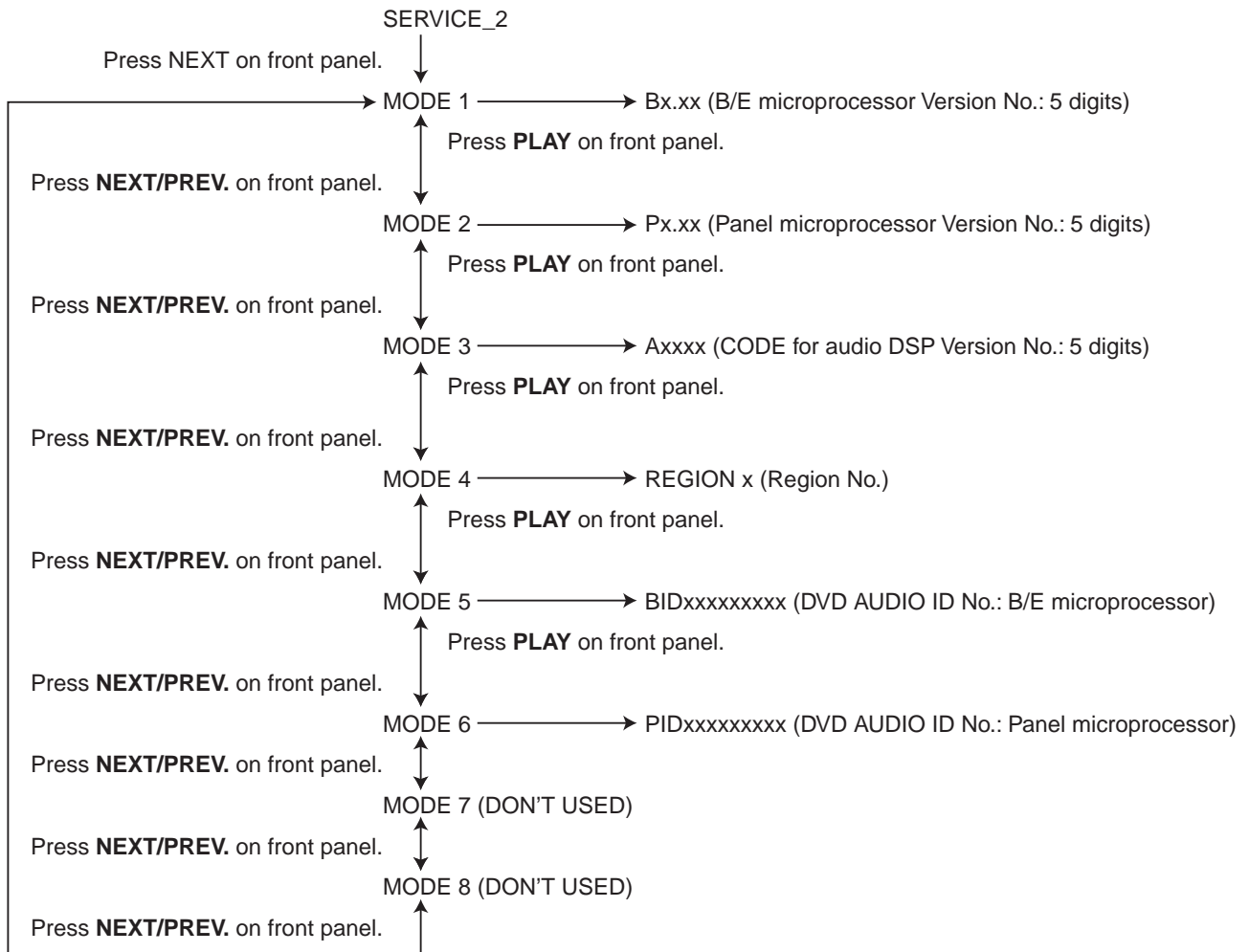
## 8. SERVICE MODE

DVD Playerのフロントパネルにある**STOP**と**FL OFF**ボタンを押しながら**POWER ON/OFF**ボタンを押します。

フロントディスプレイに**S-MODE\_NO.**と表示されます。

この表示が出ている間に(10秒間)リモコンから**1, 4, 3, PLAY**を押します。

フロントディスプレイに**SERVICE\_2**と表示されます。





## 9. WRITE-IN ID DATA FOR DVD AUDIO PROCEDURE

### A case writing is needs

Writing is needed when Q103 (PM01) was replaced.

### Necessary Equipment

Windows PC (With Serial Port)  
RS-232C Cable straight type (9 Pin female - 9 Pin female)  
Writing software (CPPMset.exe)  
ID data and ID number

**Remark:** Only one ID data and ID number are assigned to the serial number of DVD Player., Beforehand, please ask customer center "ID data" and "ID number" corresponding to the serial number of DVD Player.

### Writing time

The writing of ID data for DVD AUDIO takes about 2 seconds.

### Writing procedure

1. Put the "CPPM" folder into anywhere on your PC's hard disc.
2. Move ID data suitable for the serial number ordered in advance to the "DeviceKey" folder in a "CPPM" folder.

**Remark:** Please set only to one ID data put on a "DeviceKey" folder. If two or more ID data is placed, writing may not be made correctly.

3. Open the "CPPM.ini" in a "CPPM\marantz" folder by text editors, such as Note pad.

## 9. DVD AUDIO用IDデータの書き込み方法

### 書き込みが必要なとき

Q103(PM01)を交換したときに書き込みが必要になります。

### 必要機器

Windows PC (Serial Port 付き)  
RC-232Cケーブル (9pinメス-9Pinメス ストレートタイプ)  
書き込みソフト (CPPMset.exe)  
ID データと ID ナンバー

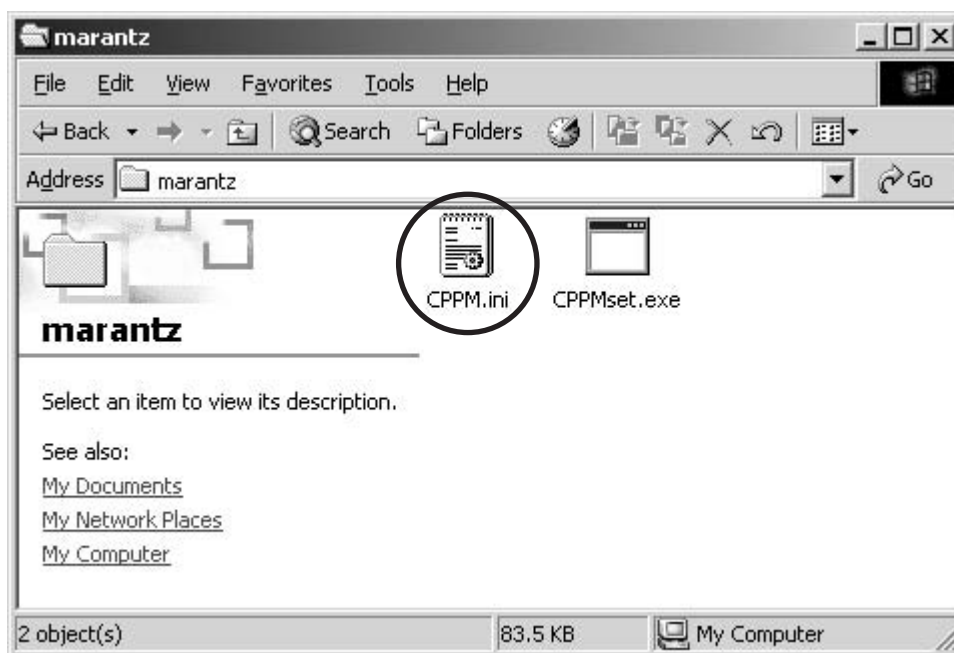
注意) ID データと ID ナンバーはDVD Player のシリアルナンバーに対して 1 つ割り当てられています。書き込みを行う際は DVD Player のシリアルナンバーに対応した ID データと ID ナンバーを事前にカスタマーセンターより取り寄せてください。

### 書き込み時間

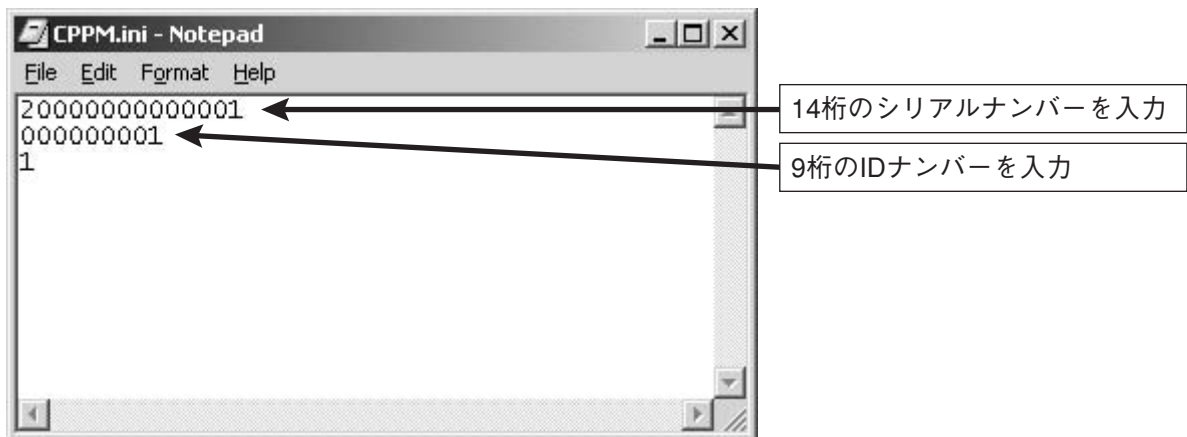
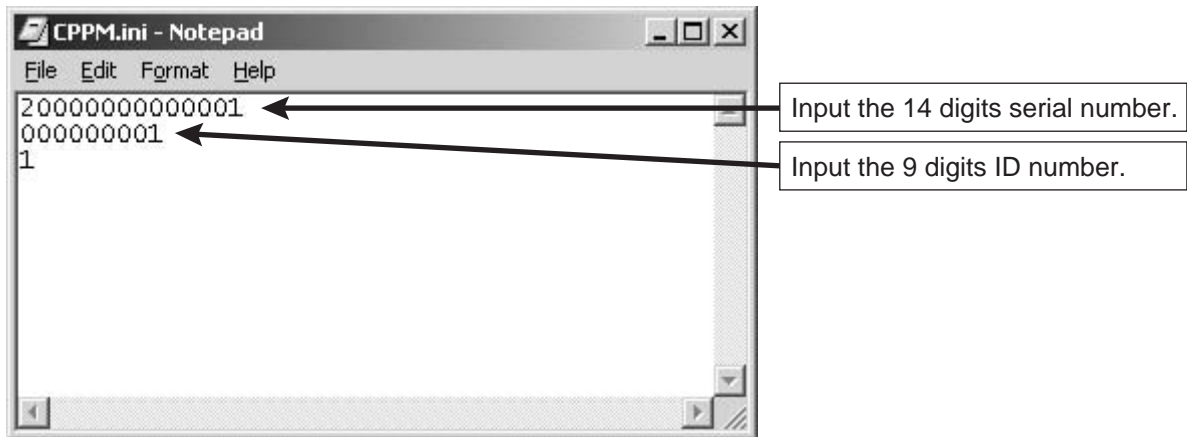
このDVD AUDIO用IDデータの書き込み時にかかる時間はおよそ 2 秒です。

### 書き込み手順

1. Windows PC の任意のフォルダに CPPM フォルダをコピーします。
2. 事前に取り寄せたシリアルナンバーに合った ID データを CPPM フォルダ内の DeviceKey フォルダに移動します。  
**注意:** DeviceKey フォルダに置く ID データは 1 つだけにしてください。複数の ID データを置くと正しく書き込みが出来ない場合があります。
3. CPPM\marantz フォルダ内にある CPPM.ini を Note pad などのテキストエディタで開きます。

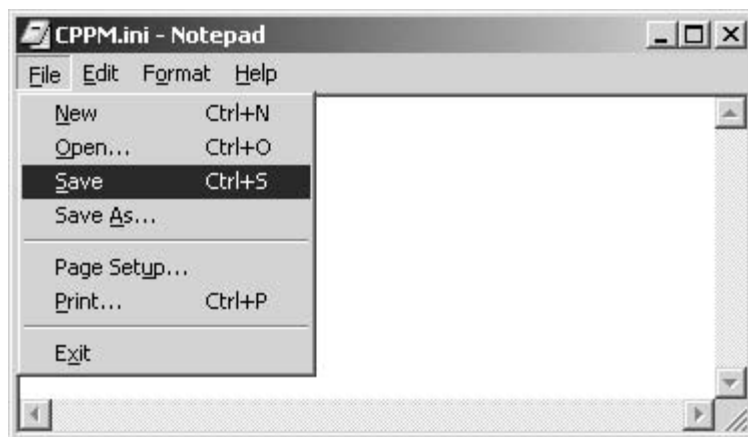


4. Type in the serial number of DVD Player to the first line. And type in ID number to the second line.
4. 一行目にDVD Playerのシリアルナンバーを入力します。二行目にIDナンバーを入力します。



5. Click the "Save Ctrl+S" in the File.

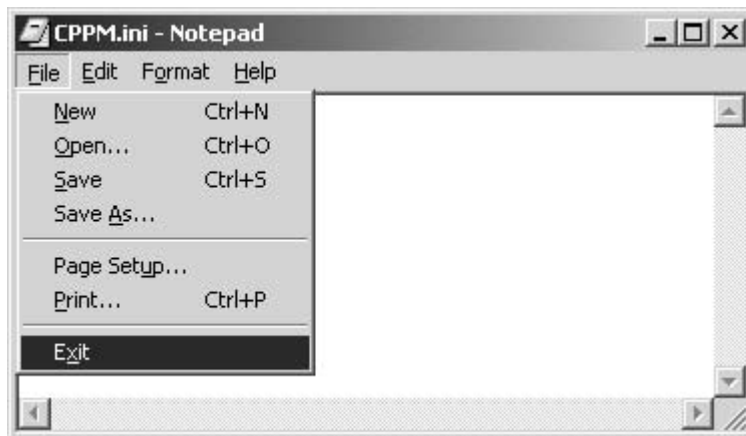
5. File から **Save Ctrl+S** をクリックして保存します。





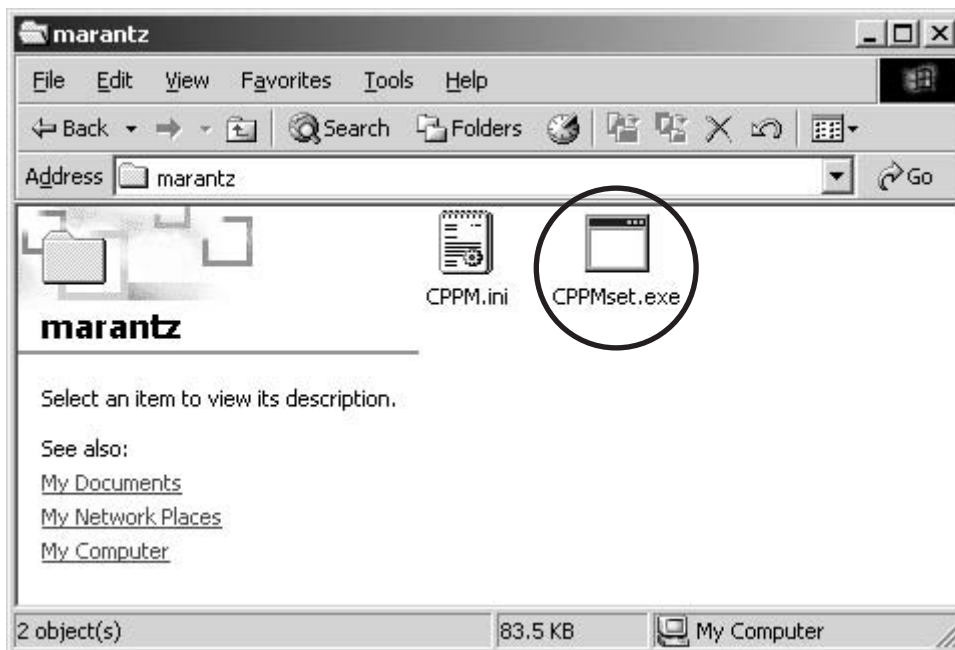
6. Click the “Exit” in the File.

6. File から **Exit** をクリックして閉じます。



7. Connect RC-232C on the rear panel of DVD Player and Serial Port of windows PC with RS-232C cable.
8. Turn on the power of DVD Player into the writing mode.
  - 8.1 Press the **POWER ON/OFF** button while pressing **STOP** and **FL OFF** buttons in front panel of DVD Player.
  - 8.2 The front display indicates “S-MODE\_NO.”.
  - 8.3 Press the **1**, **2**, **1** and **PLAY** buttons of the remote controller in order, while indicating “S-MODE\_NO.”.
  - 8.4 The front display indicates “AUDIO\_ID”.
9. Double click the “CPPMset.exe” in the CPPM\marantz folder.

7. Windows PC の Serial Port と DVD Player のリアパネルにある RS-232C コネクタを RS-232C ケーブルで接続します。
8. DVD Player を CPPM 書き込みモードにします。
  - 8.1 DVD Player のフロントパネルにある **STOP** と **FL OFF** ボタンを押しながら **POWER ON/OFF** を押します。
  - 8.2 フロントディスプレイに **S-MODE\_NO.** と表示されます。
  - 8.3 この表示が出ている間に(10 秒間)リモコンから **1**、**2**、**1**、**PLAY** を押します。
  - 8.4 フロントディスプレイに **AUDIO\_ID** と表示されます。
9. CPPM\marantz フォルダ内の **CPPMset.exe** をダブルクリックします。



10. The picture shown below is displayed. Check the serial number (S/N), ID number (ID), and ID data are right. 10. ID書き込みソフトが立ち上がります。シリアルナンバー (S/N)、IDナンバー (ID) とIDデータが正しいか確認してください。

```

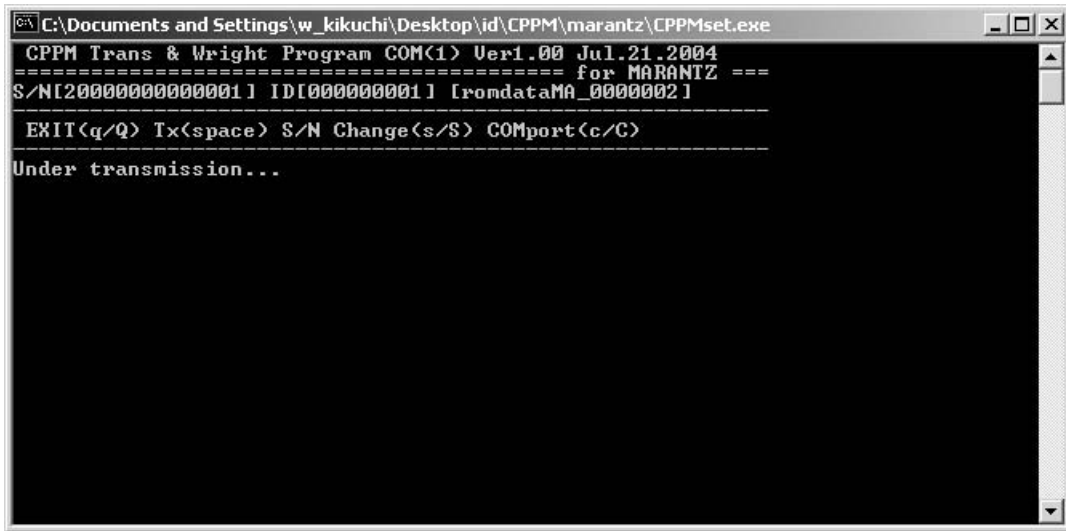
C:\Documents and Settings\w_kikuchi\Desktop\id\CPPM\marantz\CPPMset.exe
CPPM Trans & Wright Program COM(1) Ver1.00 Jul.21.2004
===== for MARANTZ =====
S/N[20000000000001] ID[000000001] [romdataMA_0000002]
-----
EXIT(q/Q) Tx(space) S/N Change(s/S) COMport(c/C)
  
```

11. Check the Serial Port number. When serial port numbers differ, Press the **C** key of a keyboard, input the right serial port number, and press the **Enter** key and changed. 11. Serial Portの確認をします。接続した Serial Port Numberと違う場合はキーボードの**C**を押し、接続した Serial Port Numberを入力してキーボードの**Enter**を押して変更します。

```

C:\Documents and Settings\w_kikuchi\Desktop\id\CPPM\marantz\CPPMset.exe
CPPM Trans & Wright Program COM(1) Ver1.00 Jul.21.2004
===== for MARANTZ =====
S/N[20000000000001] ID[000000001] [romdataMA_0000002]
-----
EXIT(q/Q) Tx(space) S/N Change(s/S) COMport(c/C)
-----
COMport1 ->2_
  
```

- |  |  |
|--|--|
| <p>12. Press the <b>space</b> key of a keyboard and write ID data into the DVD Player.</p> <p>13. Display <b>"Under transmission..."</b>. And terminates the software automatically, when writing was completed. The writing of ID data for DVD AUDIO takes about 2 seconds.</p> | <p>12. キーボードのスペースキーを押して、ID データを DVD Player 書き込みます。</p> <p>13. <b>Under transmission...</b> と表示され、書き込みが完了するとソフトウェアは自動的に閉じます。転送にかかる時間はおよそ 2 秒です。</p> |
|--|--|

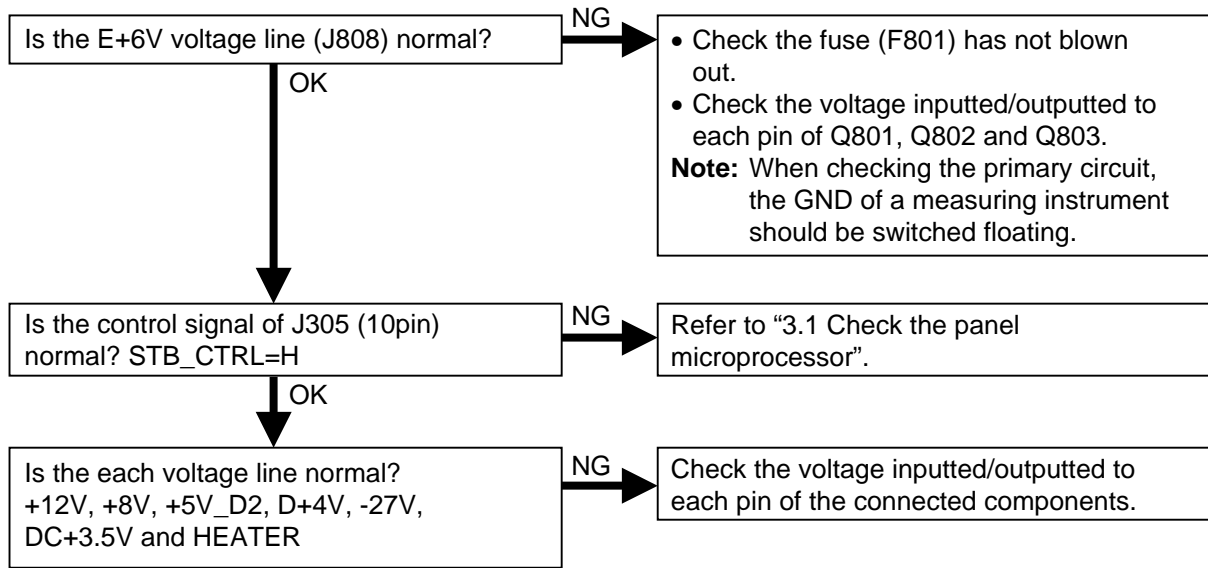


- |  |  |
|--|--|
| <p>14. Please check written-in ID data by MODE5 and MODE6 of SERVICE MODE.</p> | <p>14. 書き込まれたIDデータの確認はSERVICE MODEの手順に従いMODE5、MODE6にて確認してください。</p> |
|--|--|

## 10. TROUBLESHOOTING

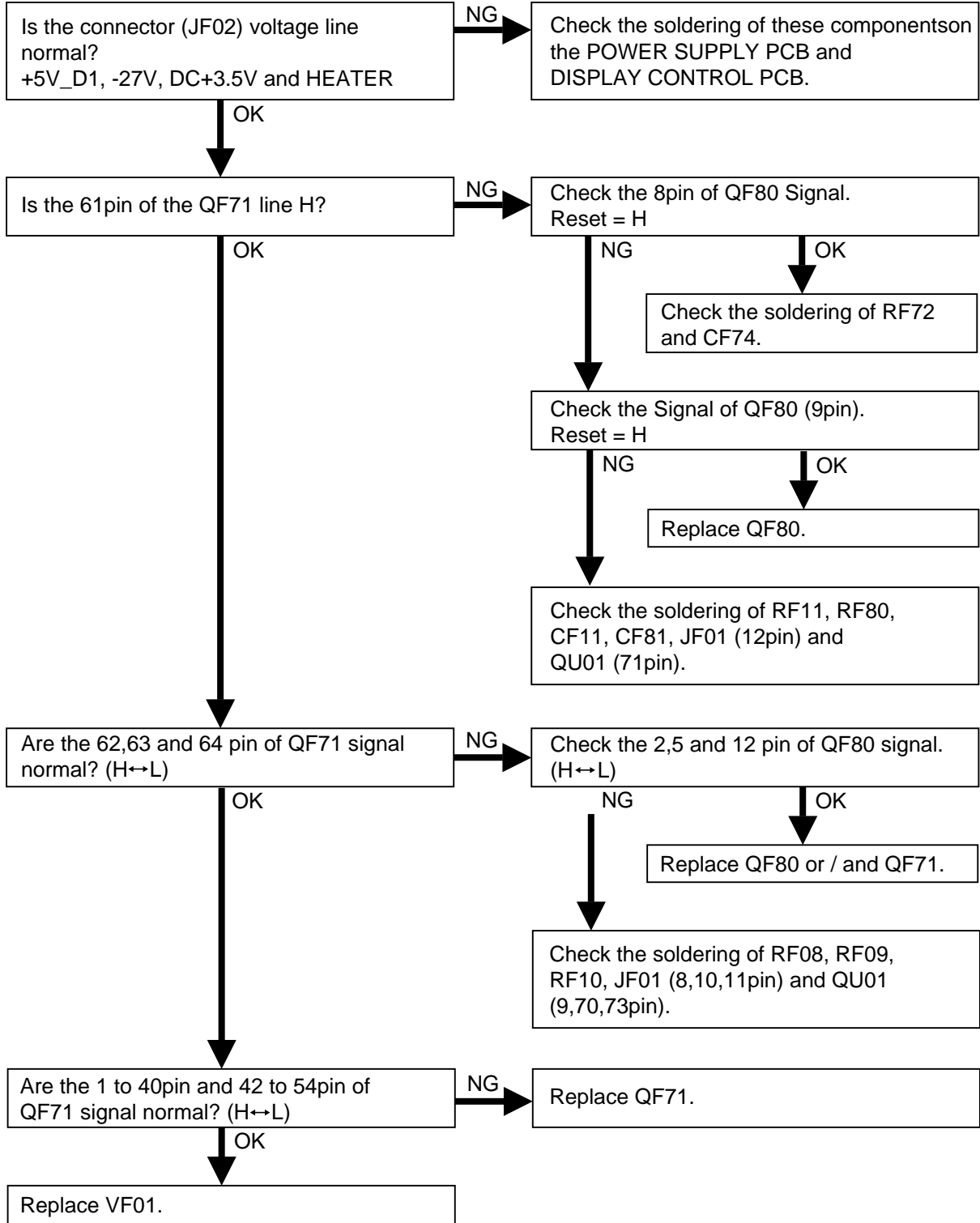
### 1. Power Supply PCB (P801)

1.1 The power cannot be turned on.

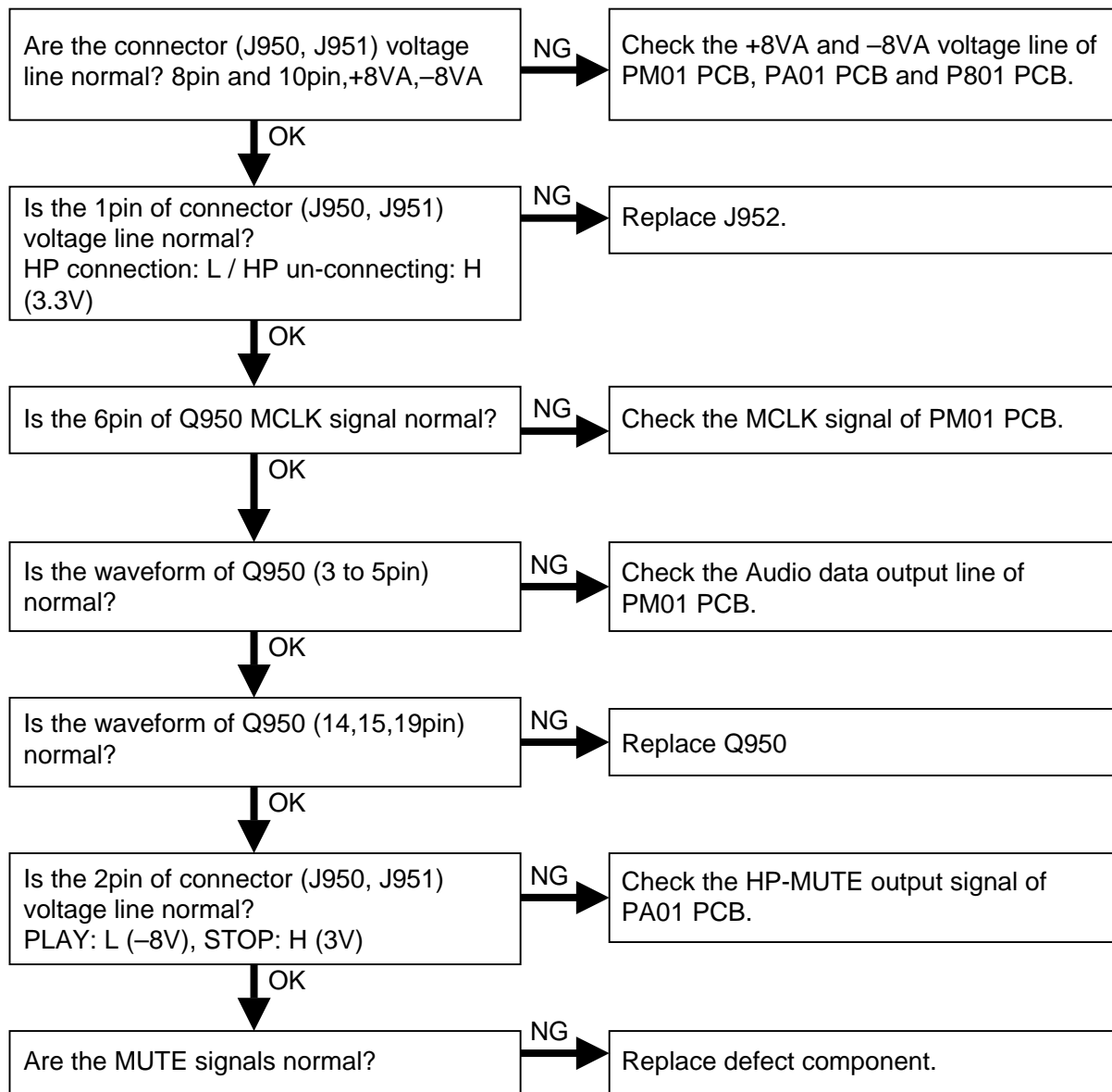


2. DISPLAY CONTROL / PHONE PCB

2.1 FL is not outputted.

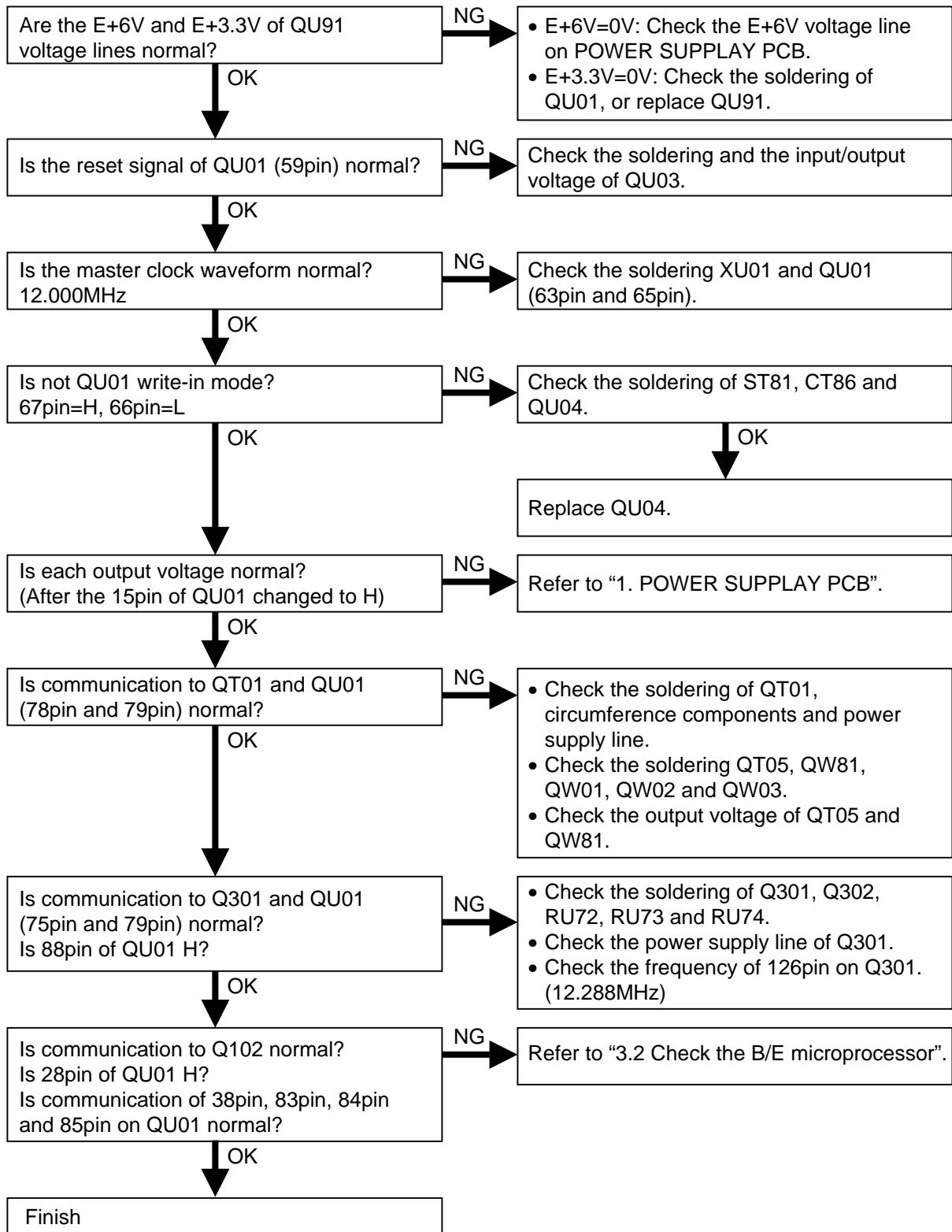


2.2 No sound is output from Phones. (The headphones are connected to PHONES jack.)



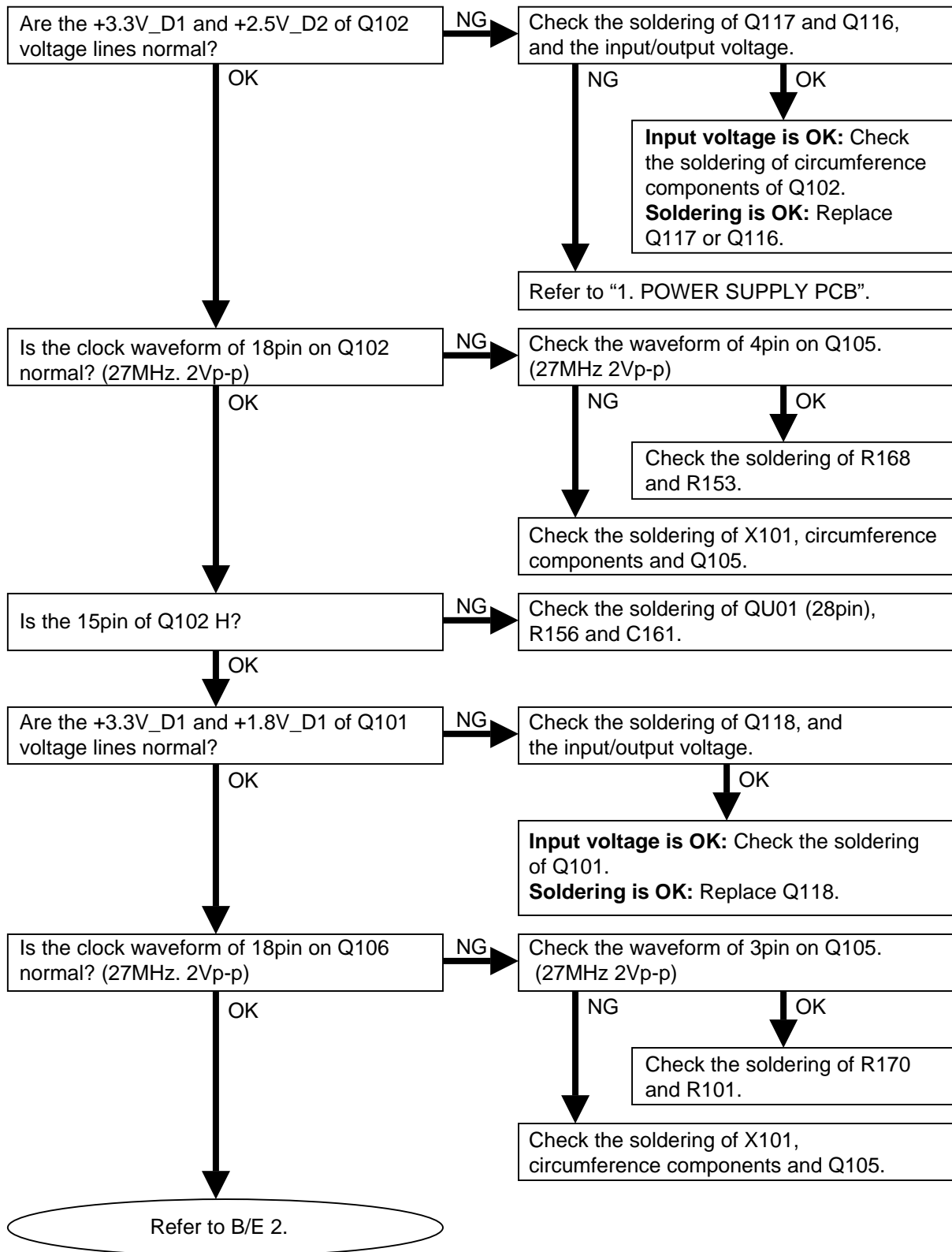
### 3. Main PCB (PM01)

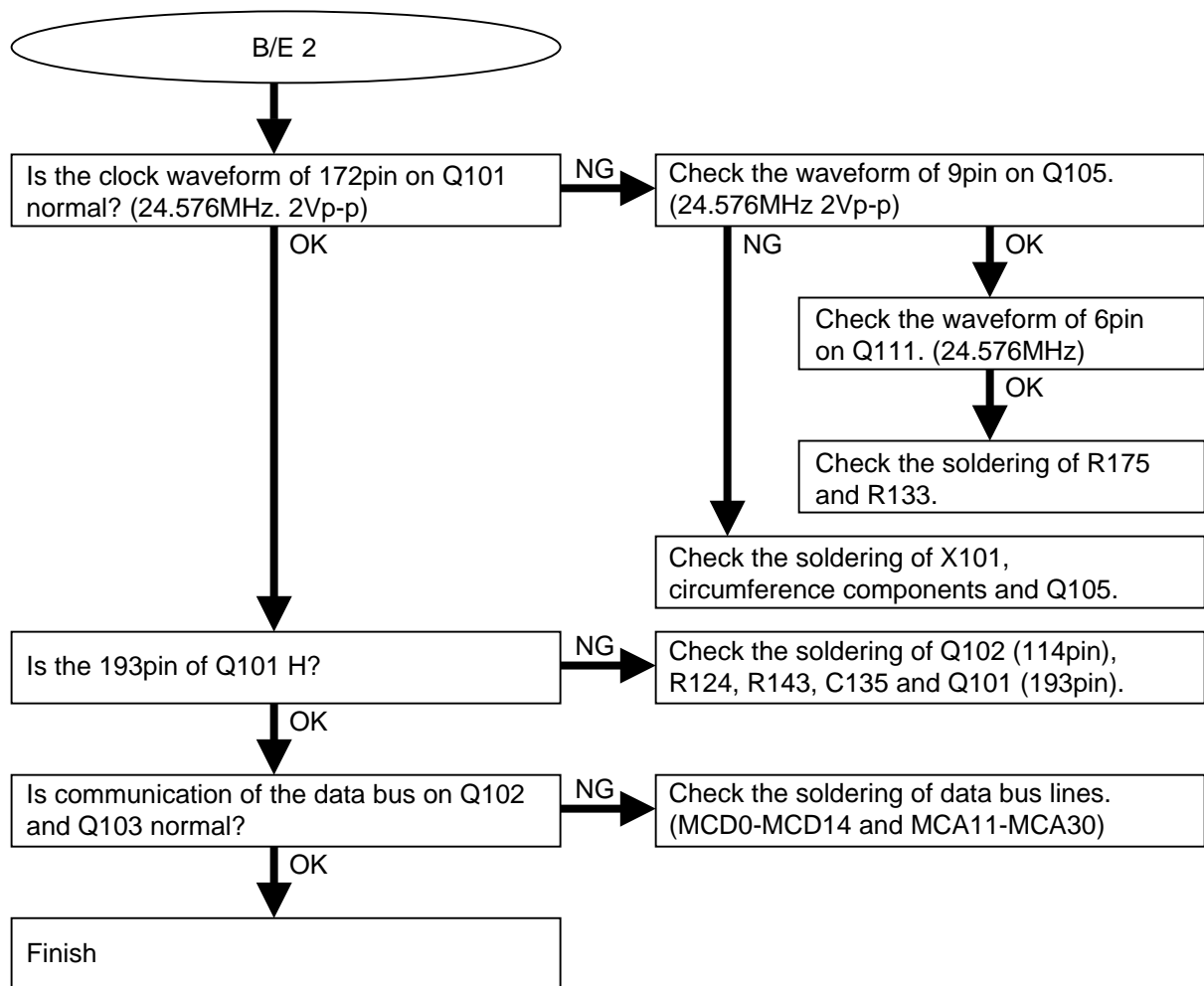
#### 3.1 Check the panel microprocessor



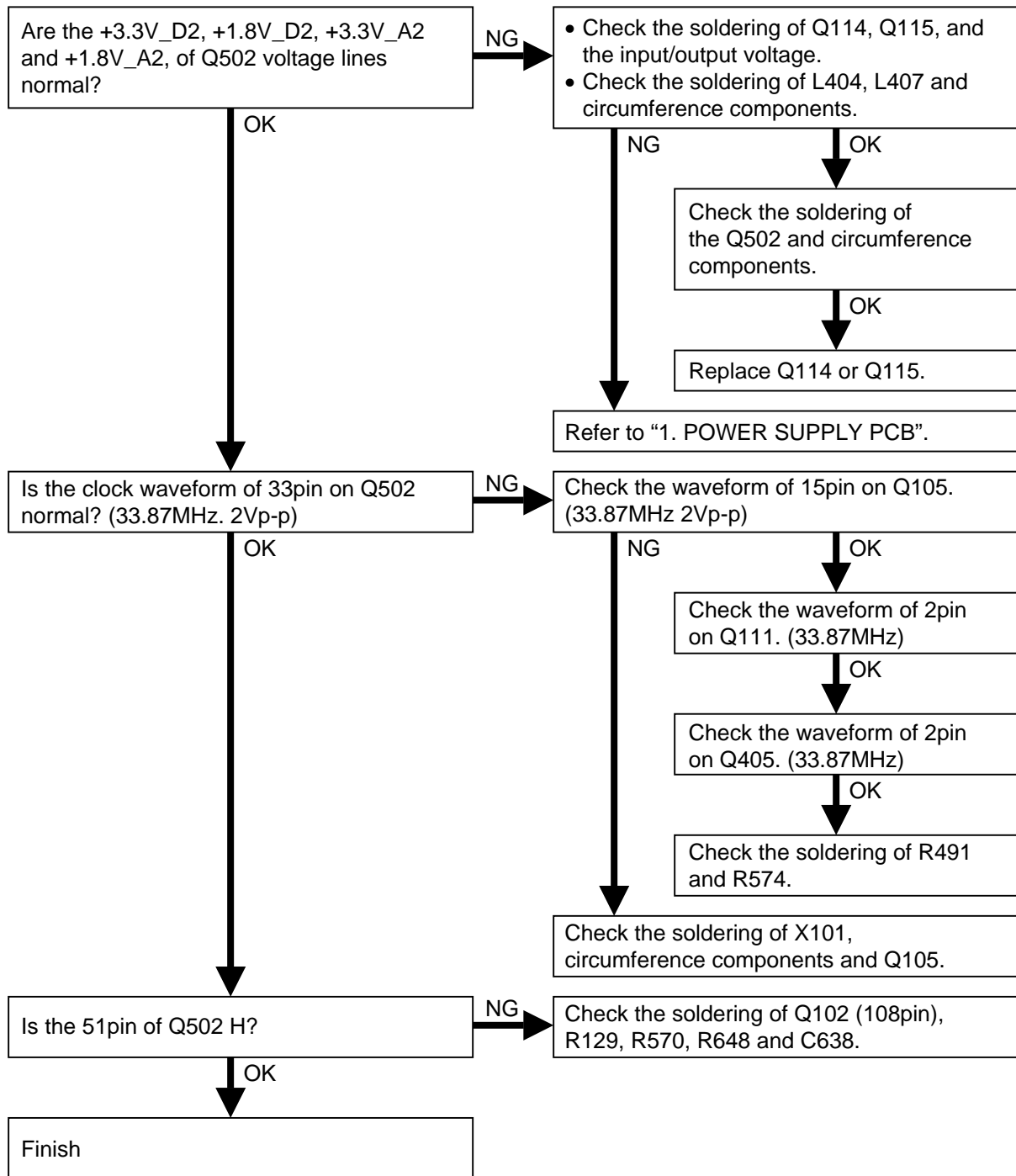


3.2 Check the B/E microprocessor

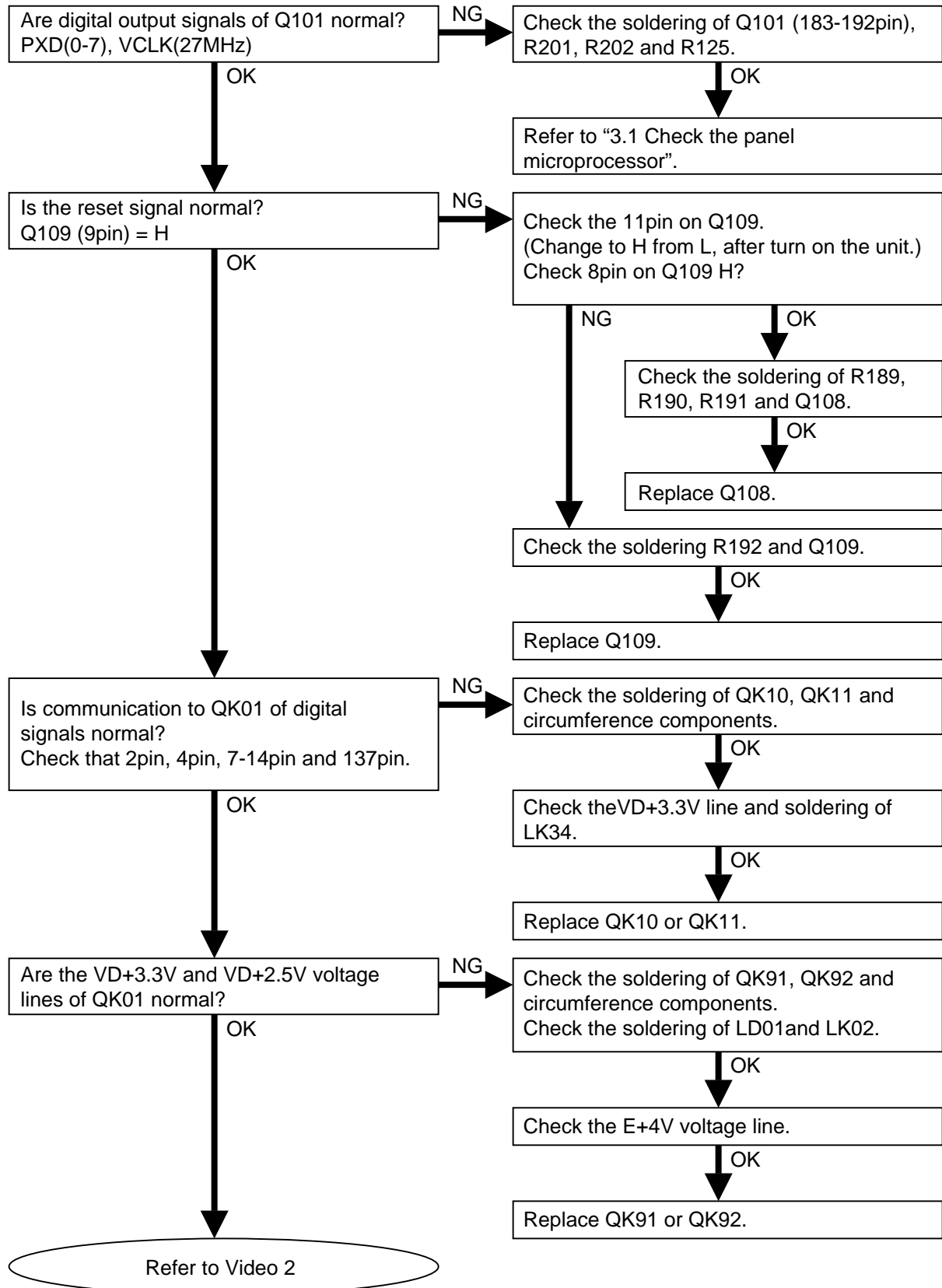


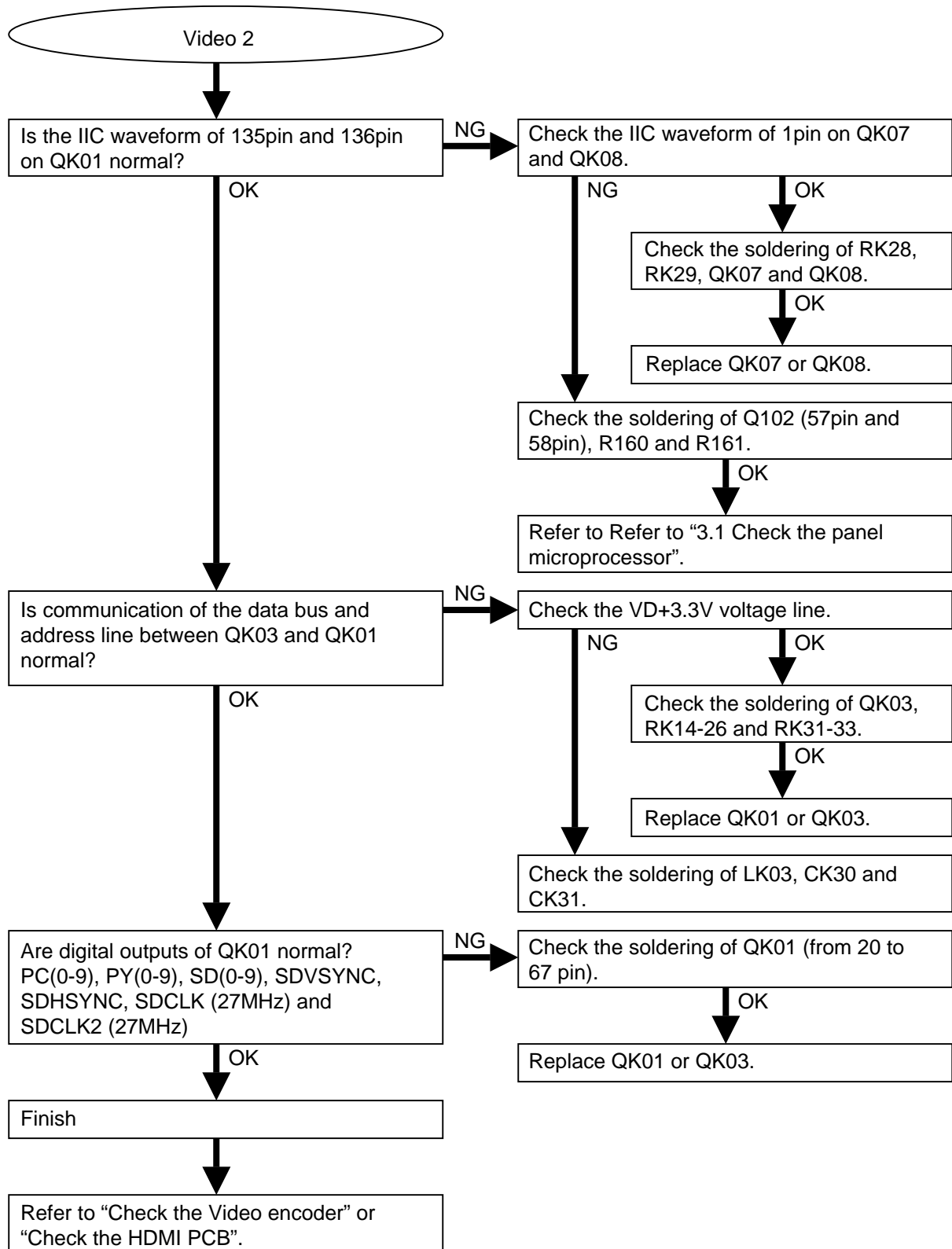


3.3 Check the F/E microprocessor.

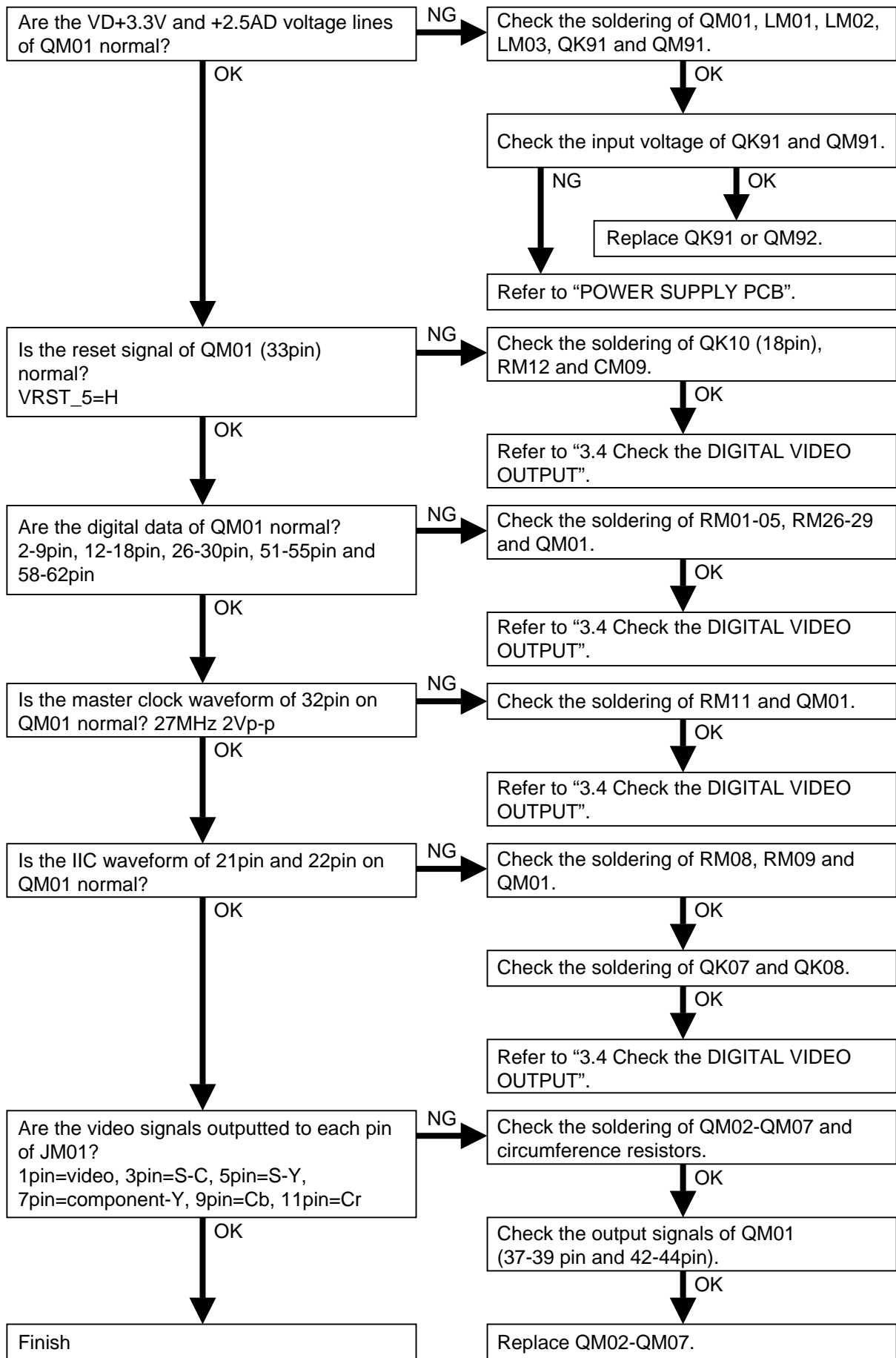


3.4 Check the DIGITAL VEDEO OUTPUT.

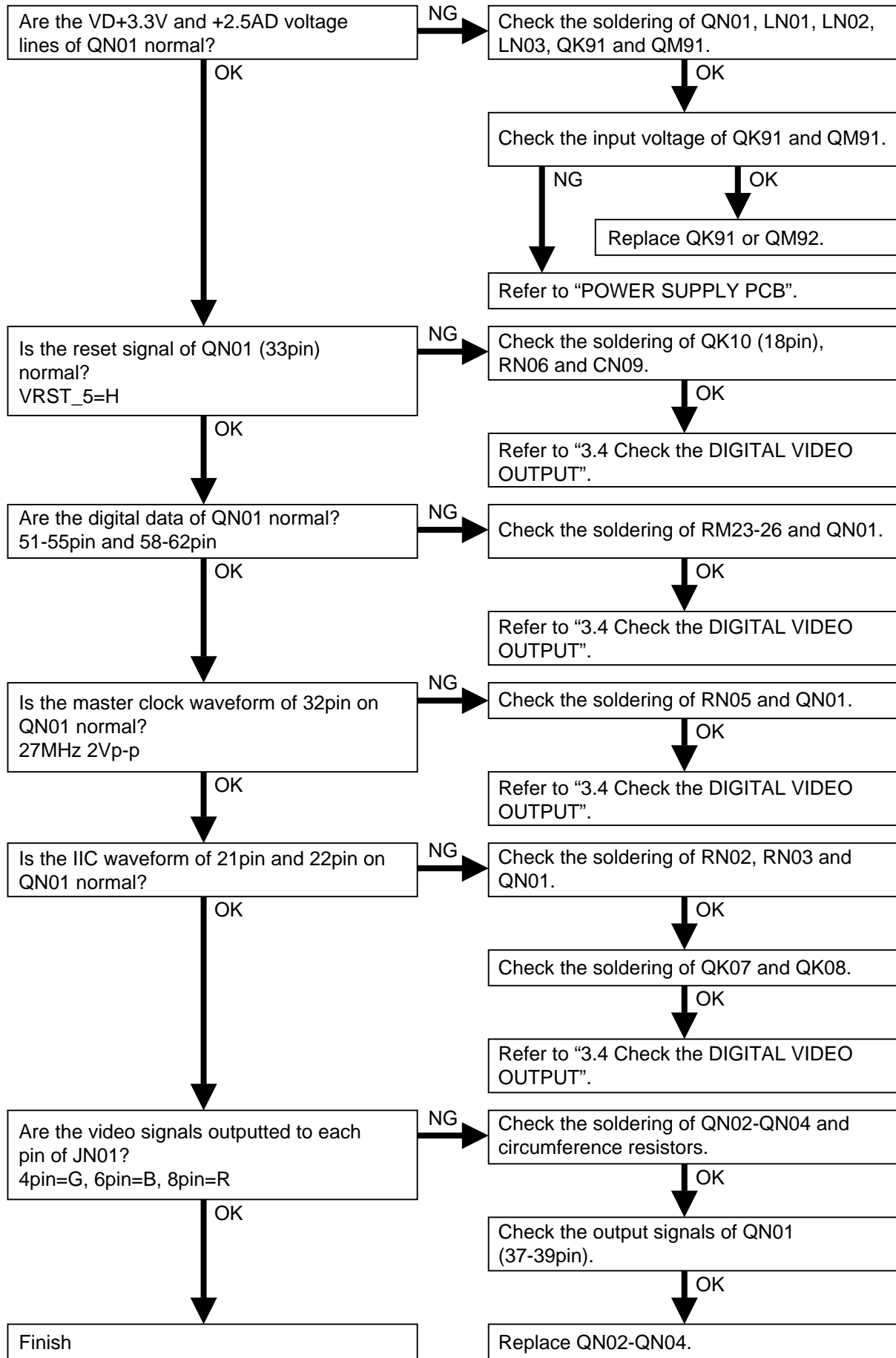




3.5 Check the Video encoder. (Component, CVBS, Y/C)



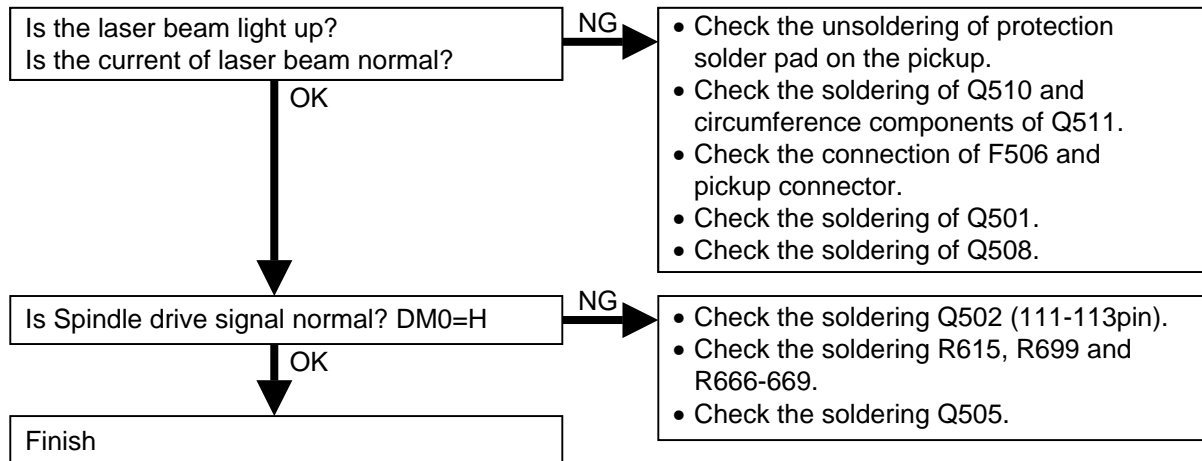
3.6 Check the Video encoder. (RGB)



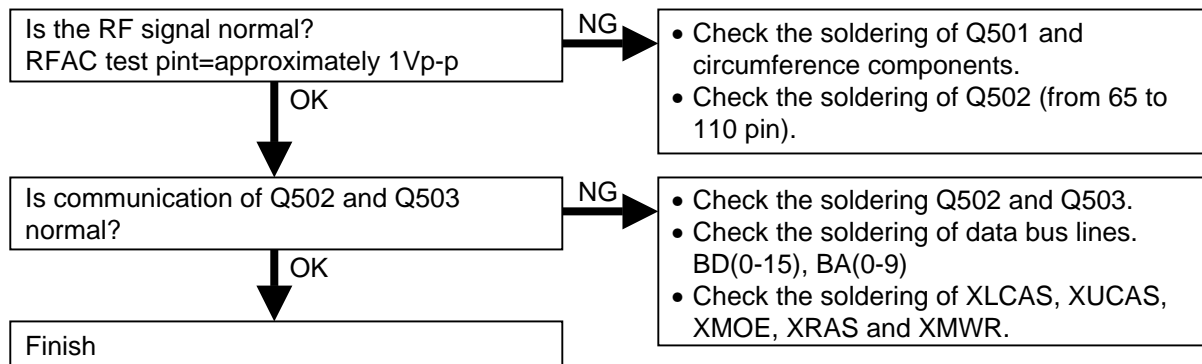


3.7 Check the Playback disc.

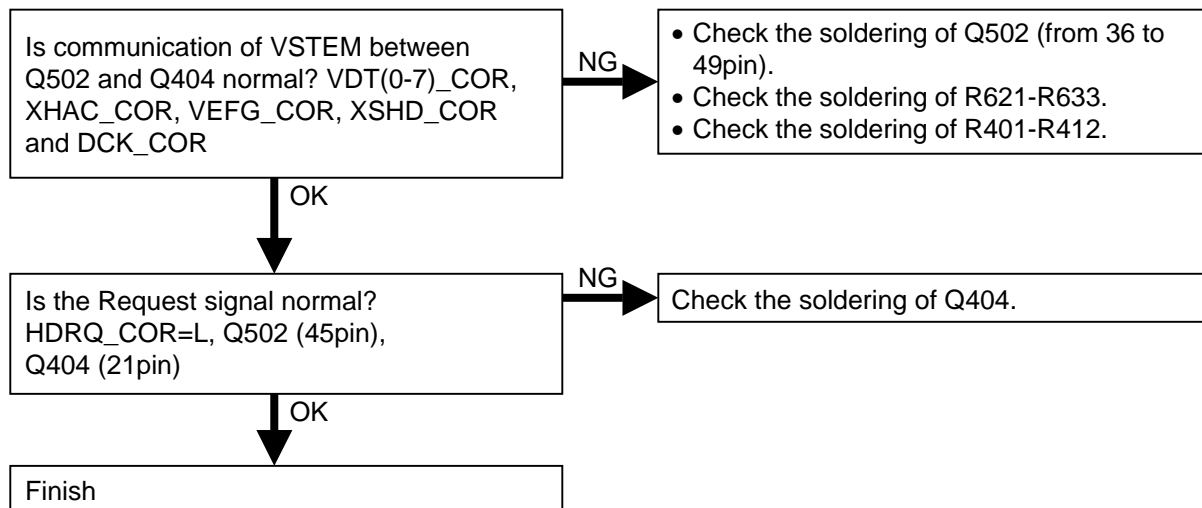
3.7.1 Loader is not rotate.



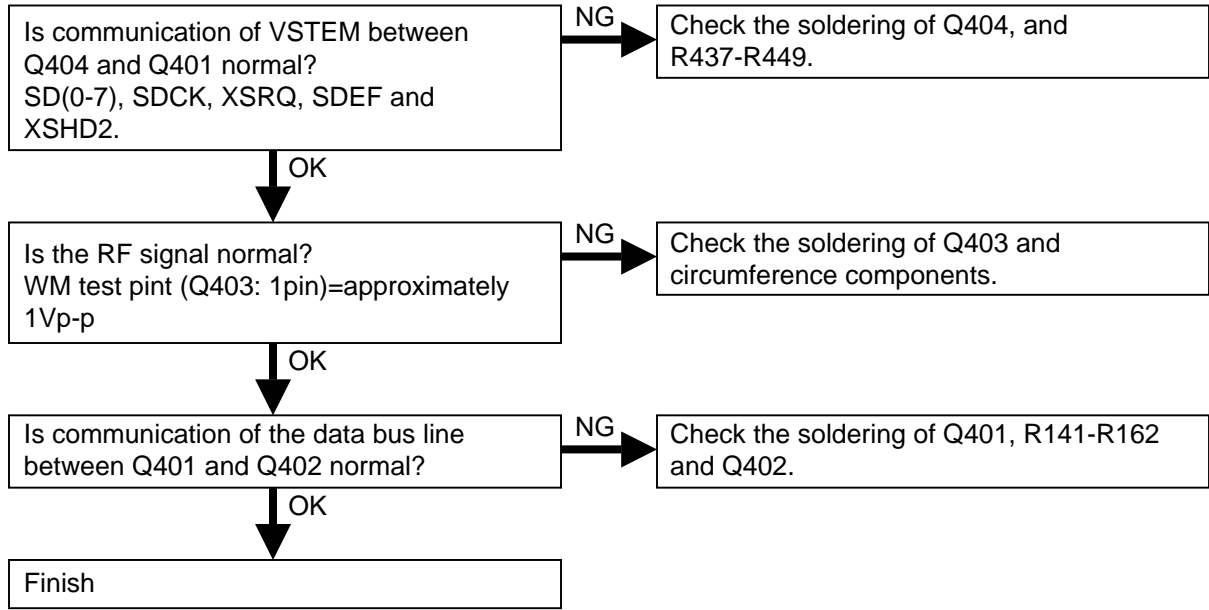
3.7.2 CD playback



3.7.3 DVD playback

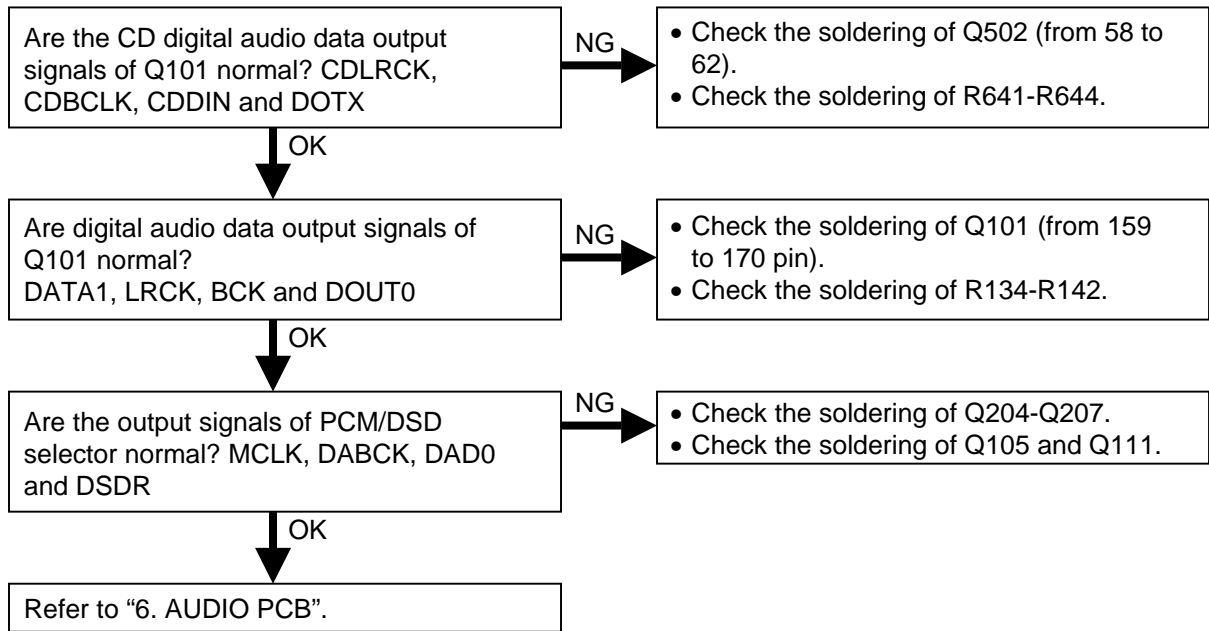


3.7.4 Super Audio CD playback

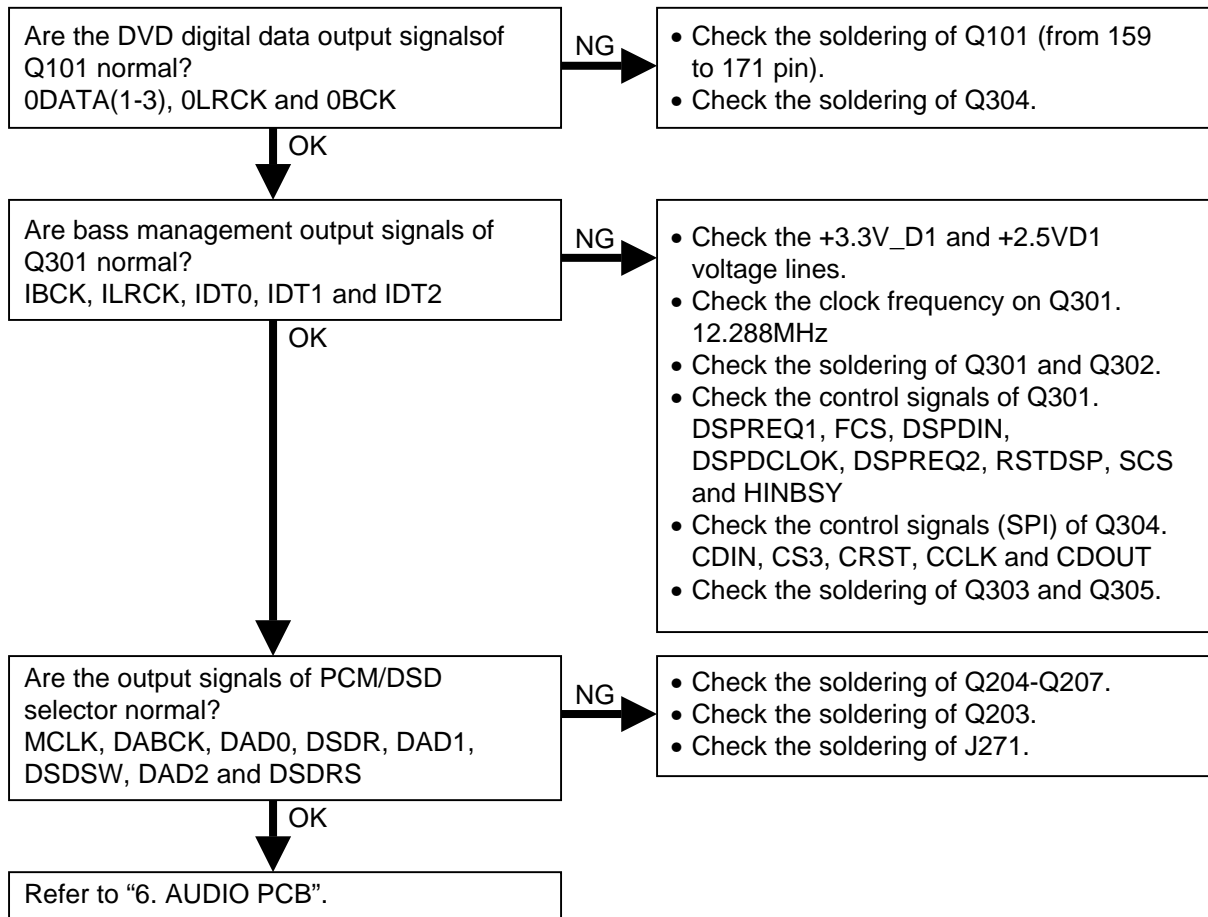


3.8 No sound or noisy

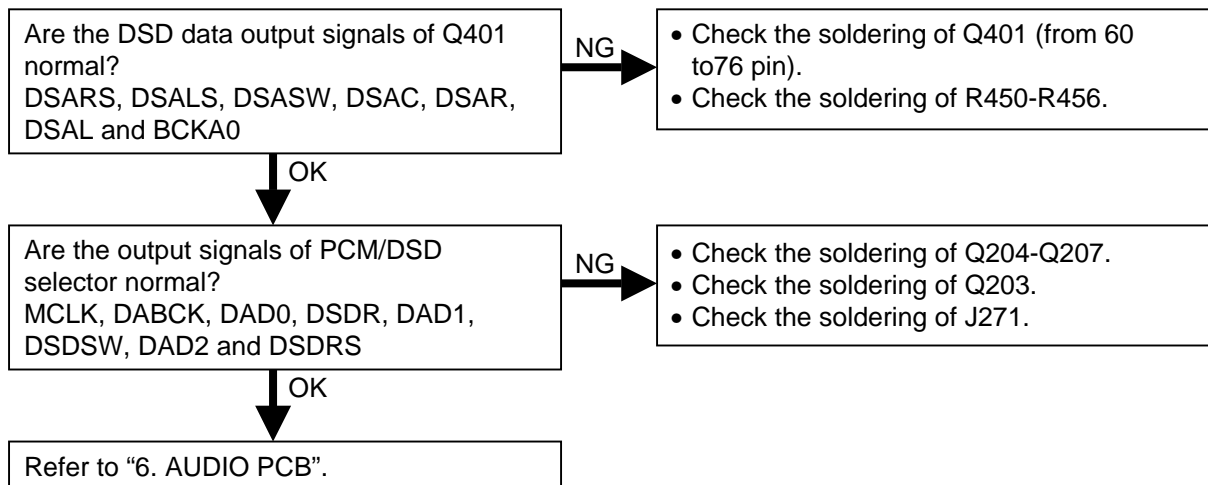
3.8.1 CD playback



### 3.8.2 DVD-Video/Audio playback

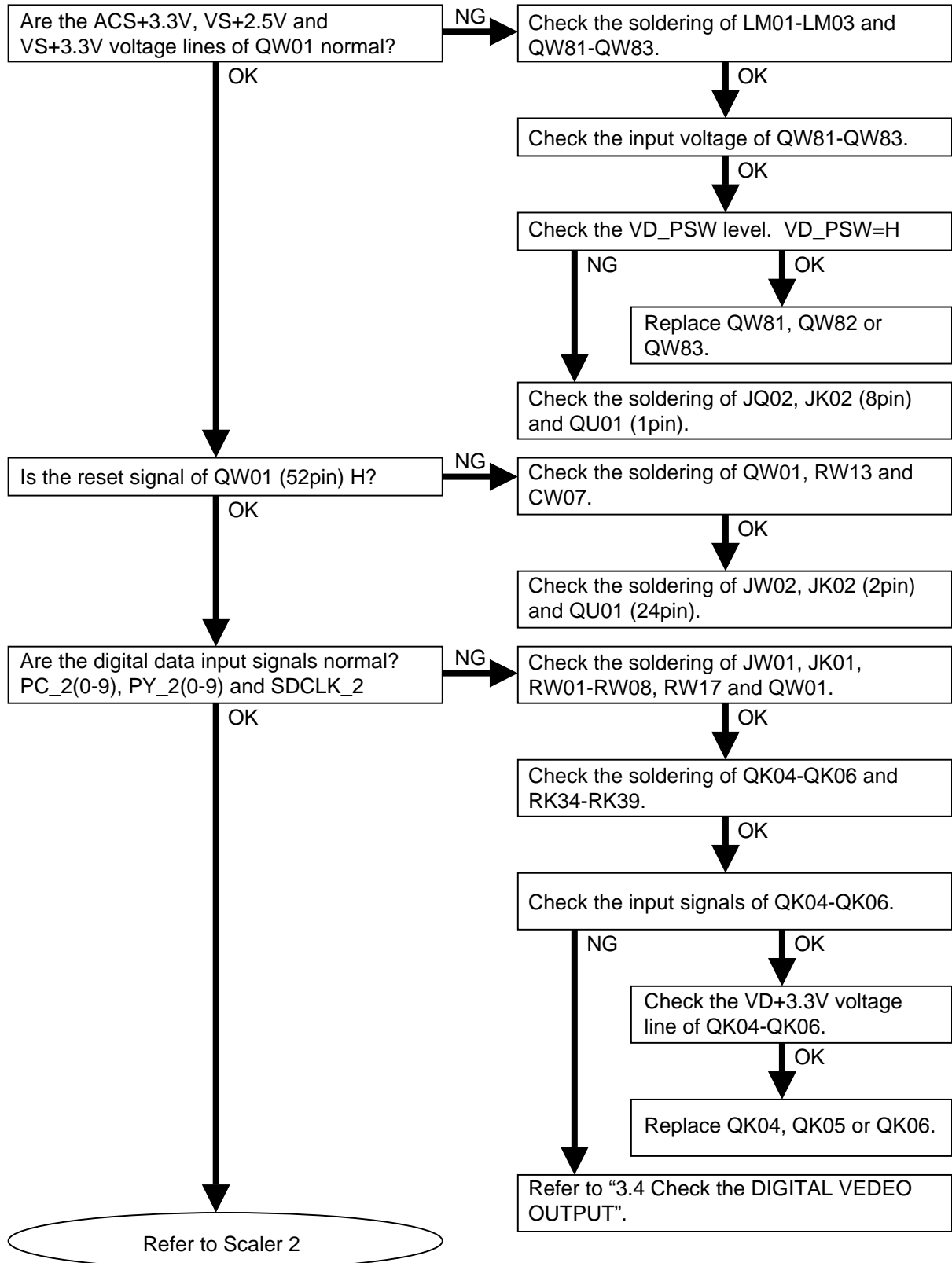


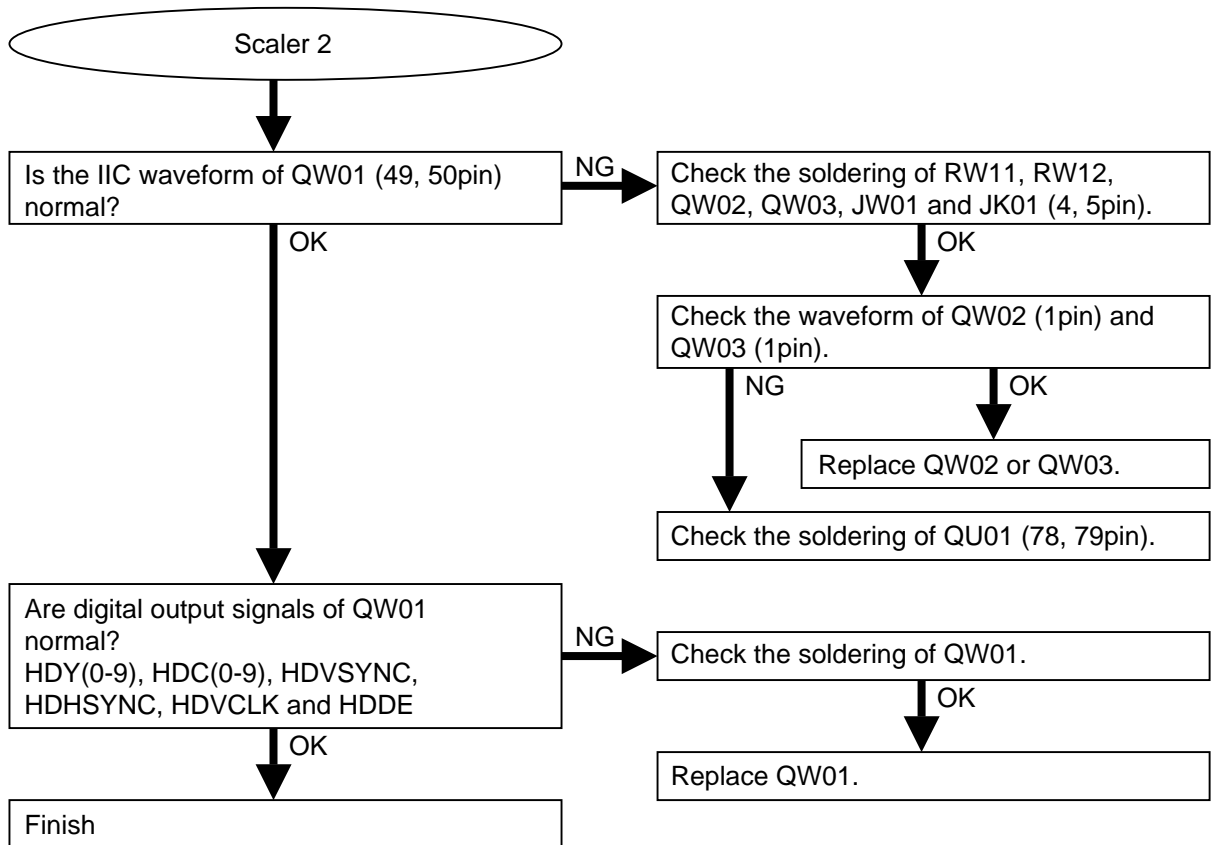
### 3.8.3 Super Audio CD playback



#### 4. HDMI PCB (PT01)

##### 4.1 Check the Scaler.

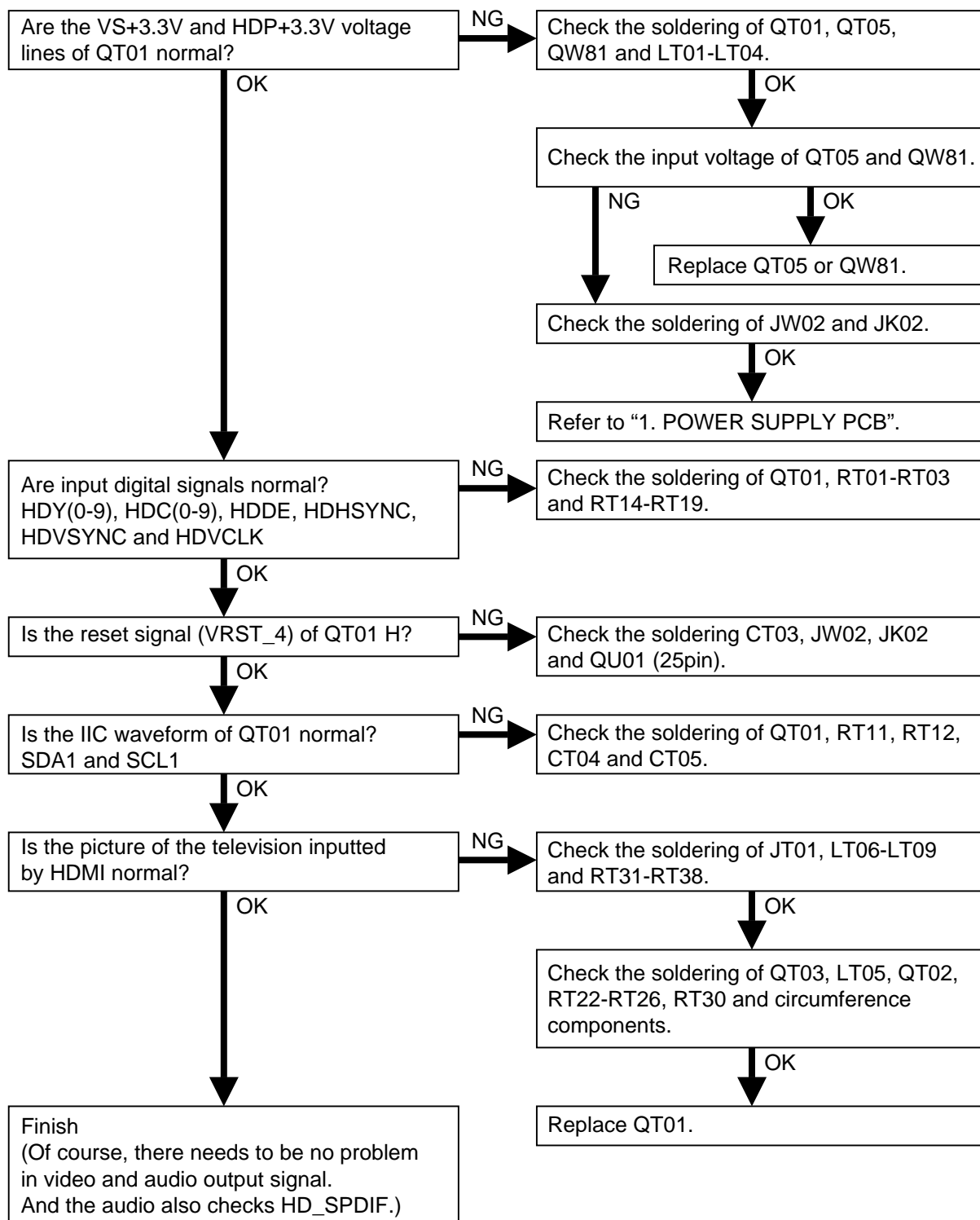




Notice

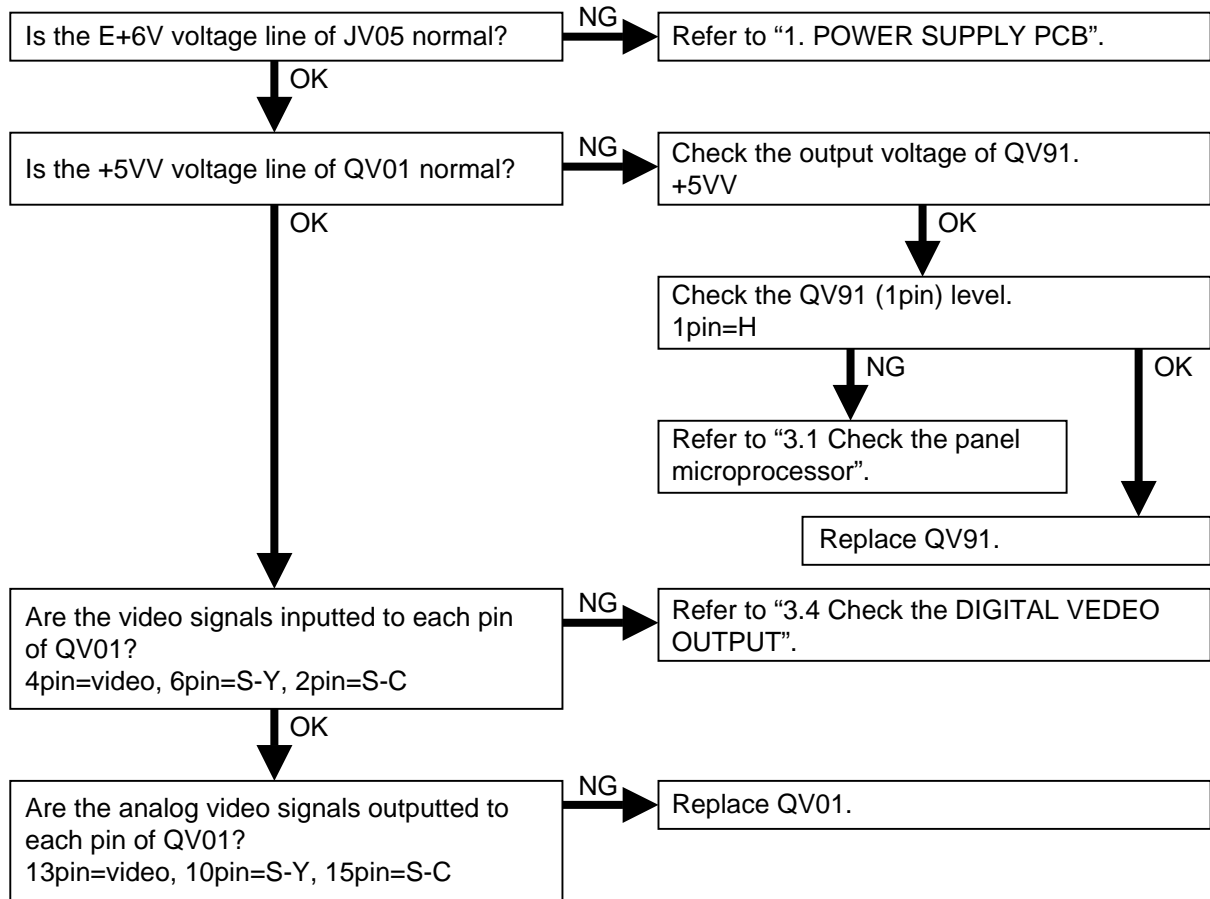
OUTPUT Format	Frequency of HDVCLK Signal
720P	74.5MHz
1080i	74.5MHz
480P	27MHz
576P	27MHz
VGA	25MHz

4.2 Check the HDMI driver.



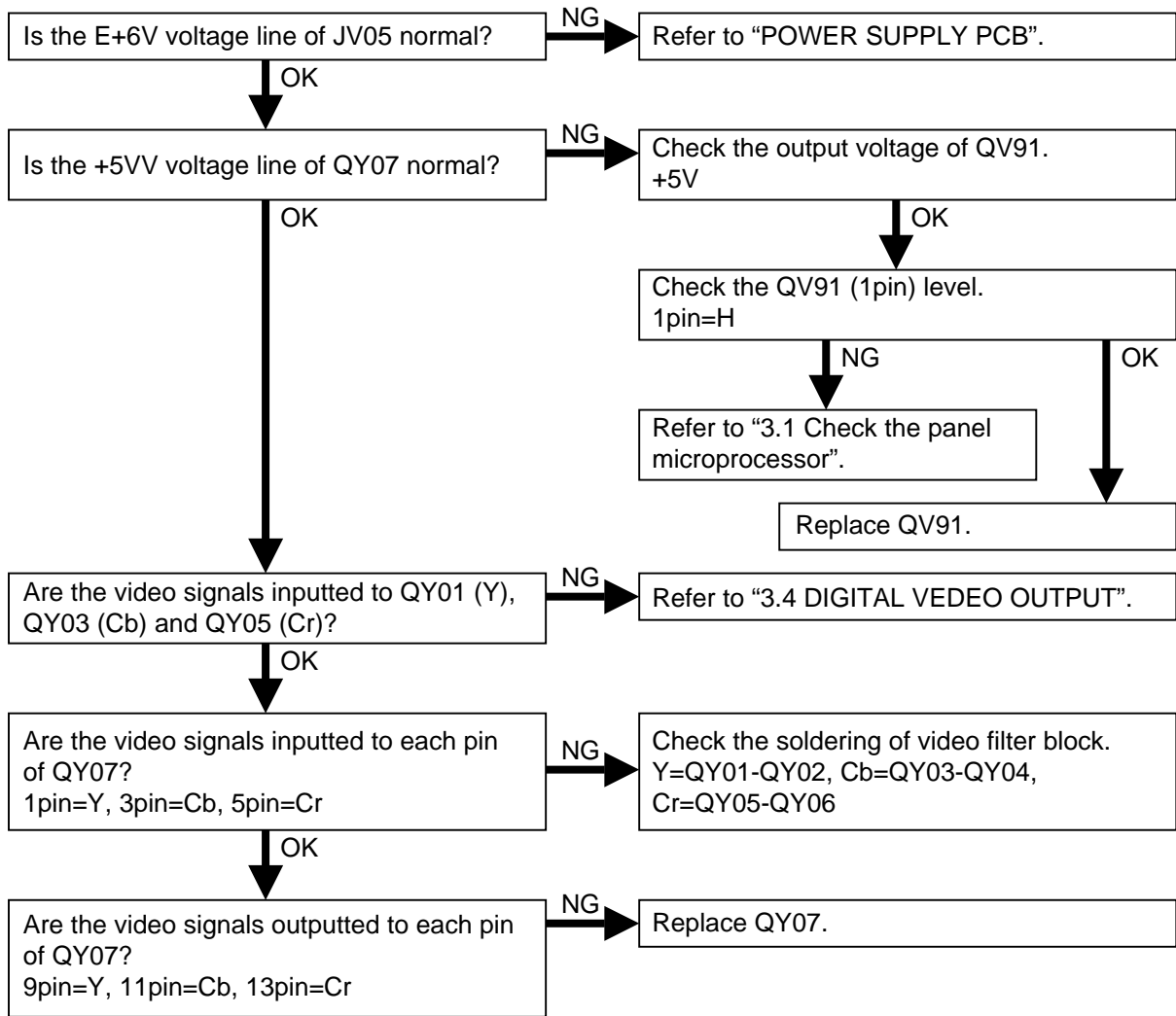
**5. Check the analog video output signal.**

5.1 Picture is not outputted normally. (Composite, Y/C)

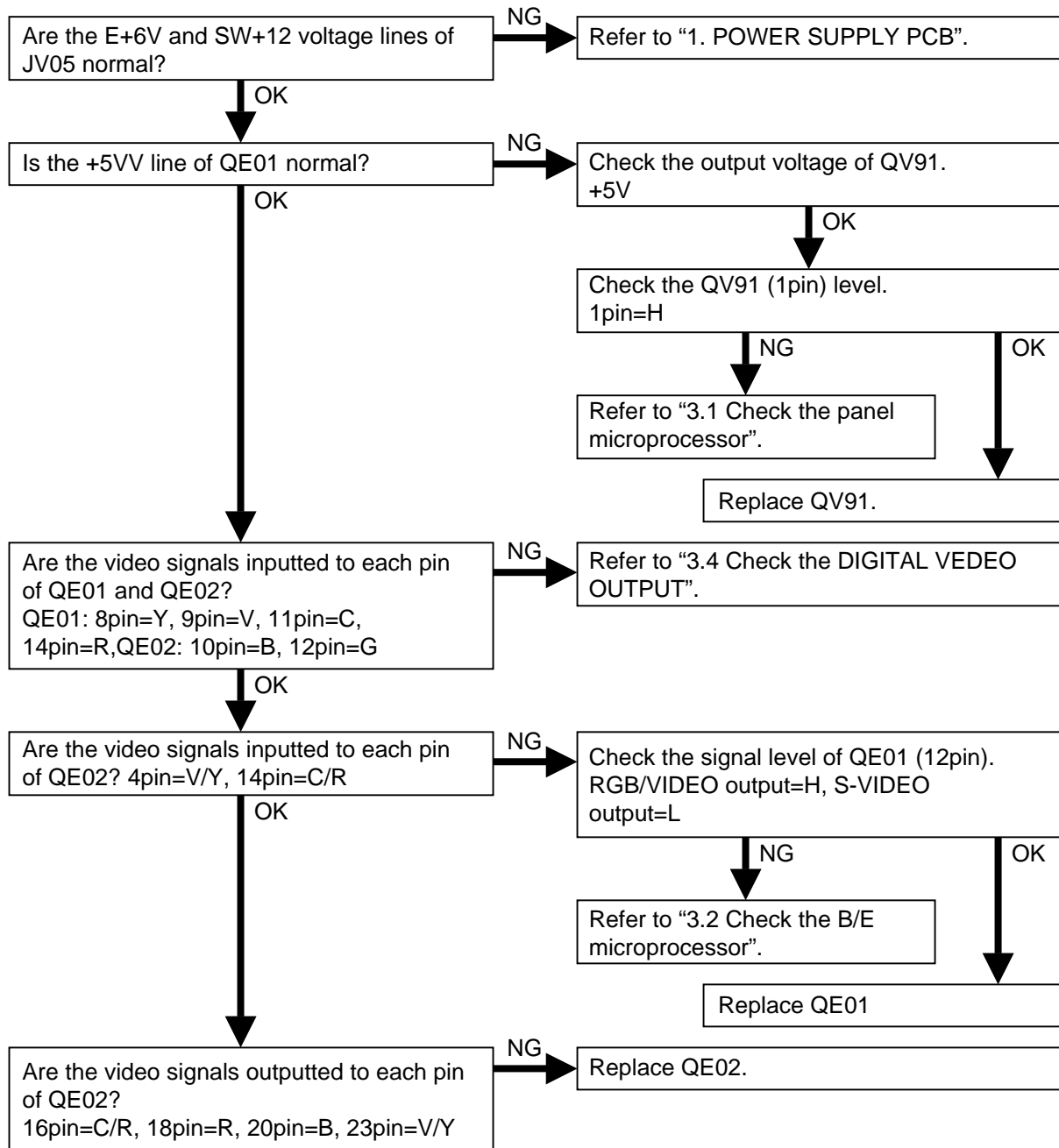




5.2 Picture is not outputted normally. (Component)

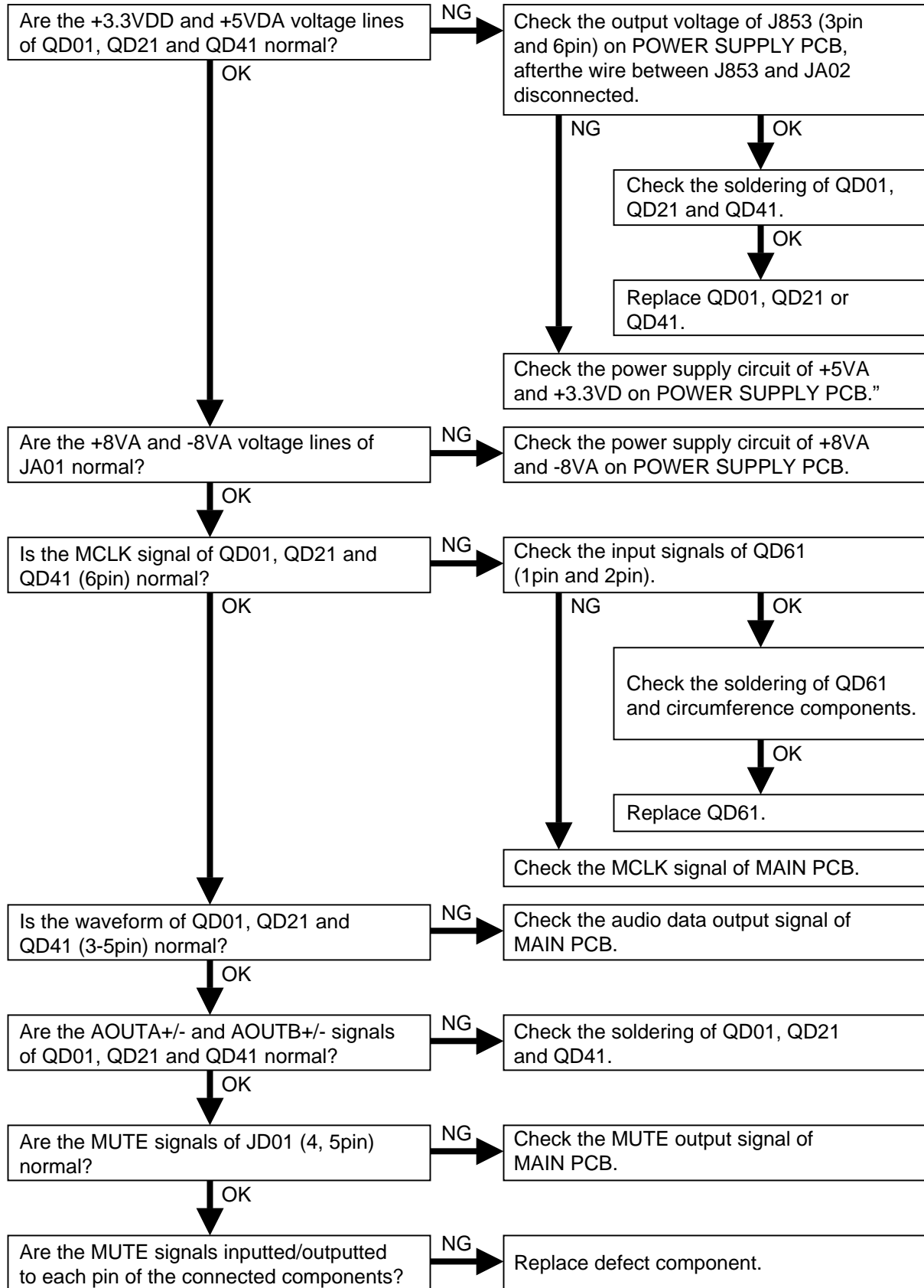


5.3 Picture is not outputted normally. (SCART)



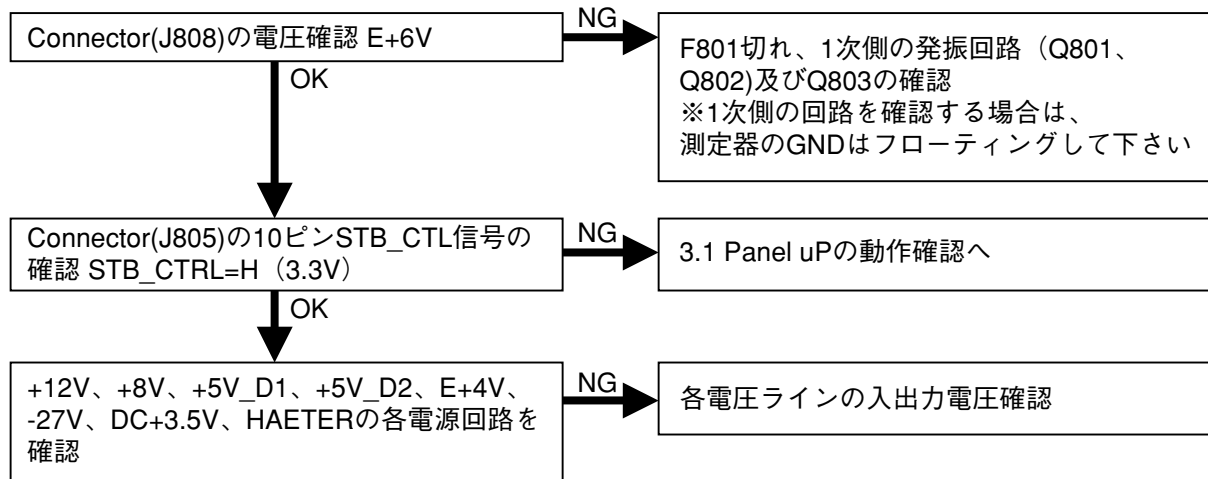
**6. AUDIO PCB (PV01)**

**6.1 Audio is not outputted normally.**



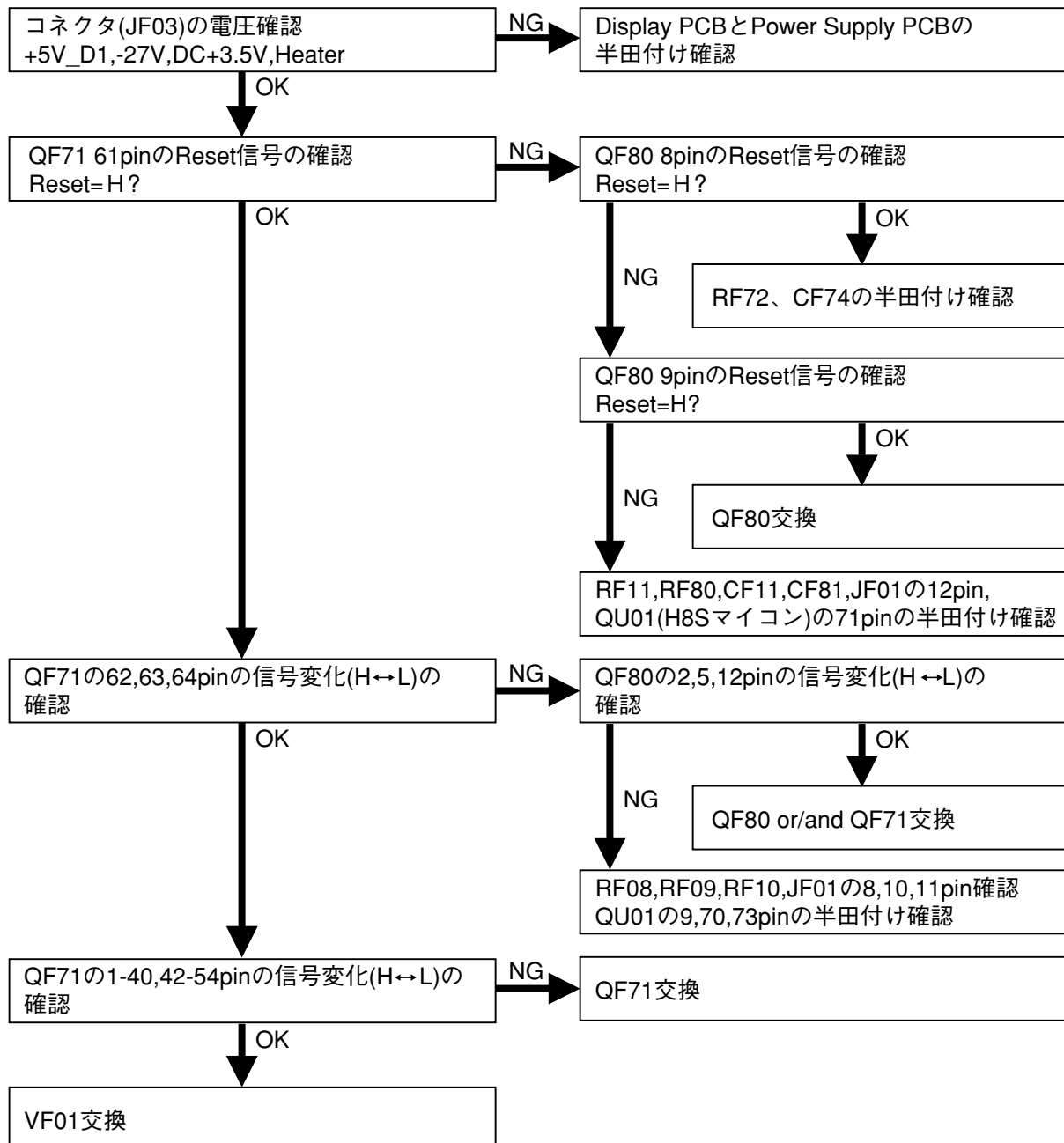
## 1. POWER SUPPLY PCB (P801)

### 1.1 電源入らず

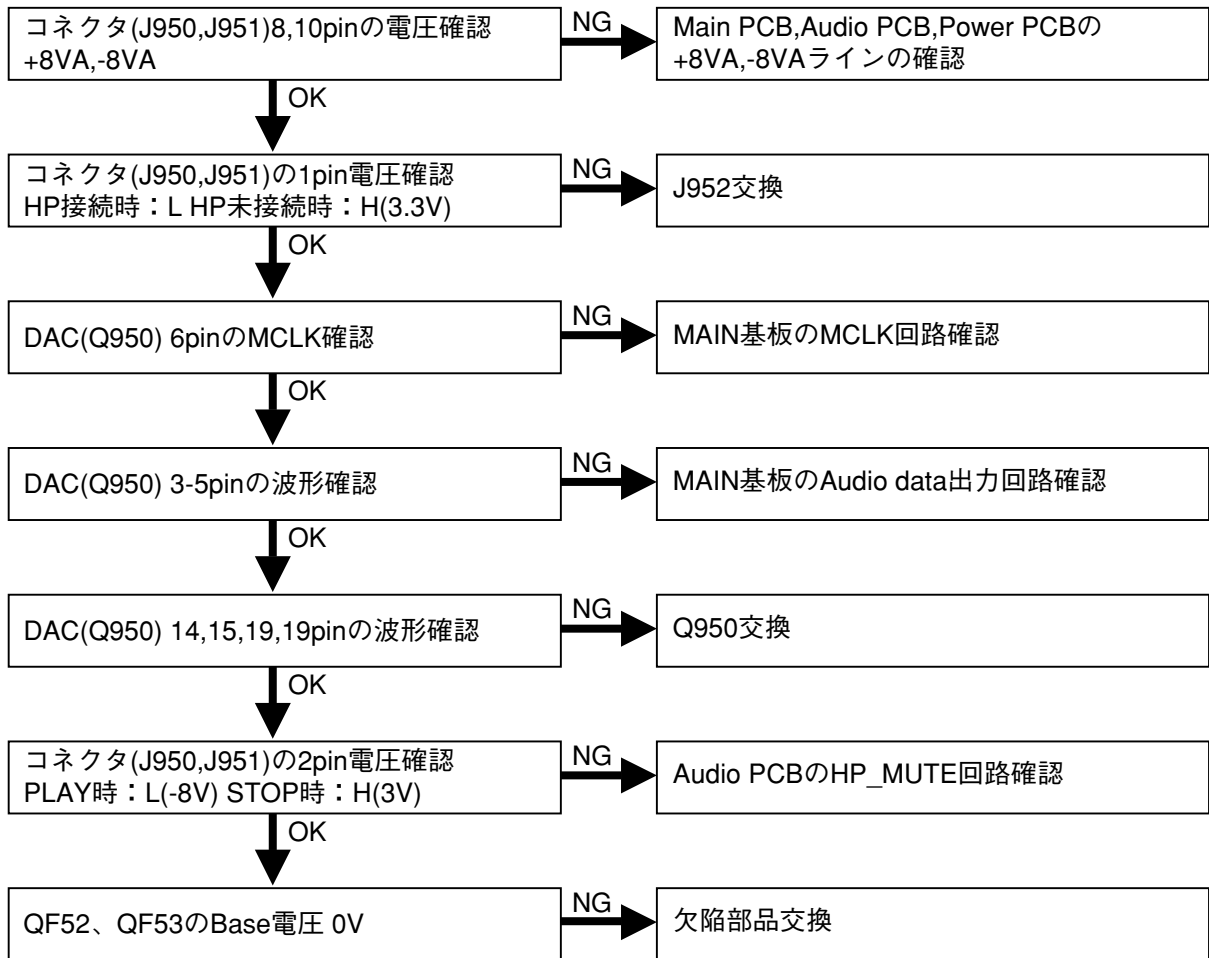


## 2. DISPLAY CONTROL / PHONE PCB

### 2.1 FL 表示せず

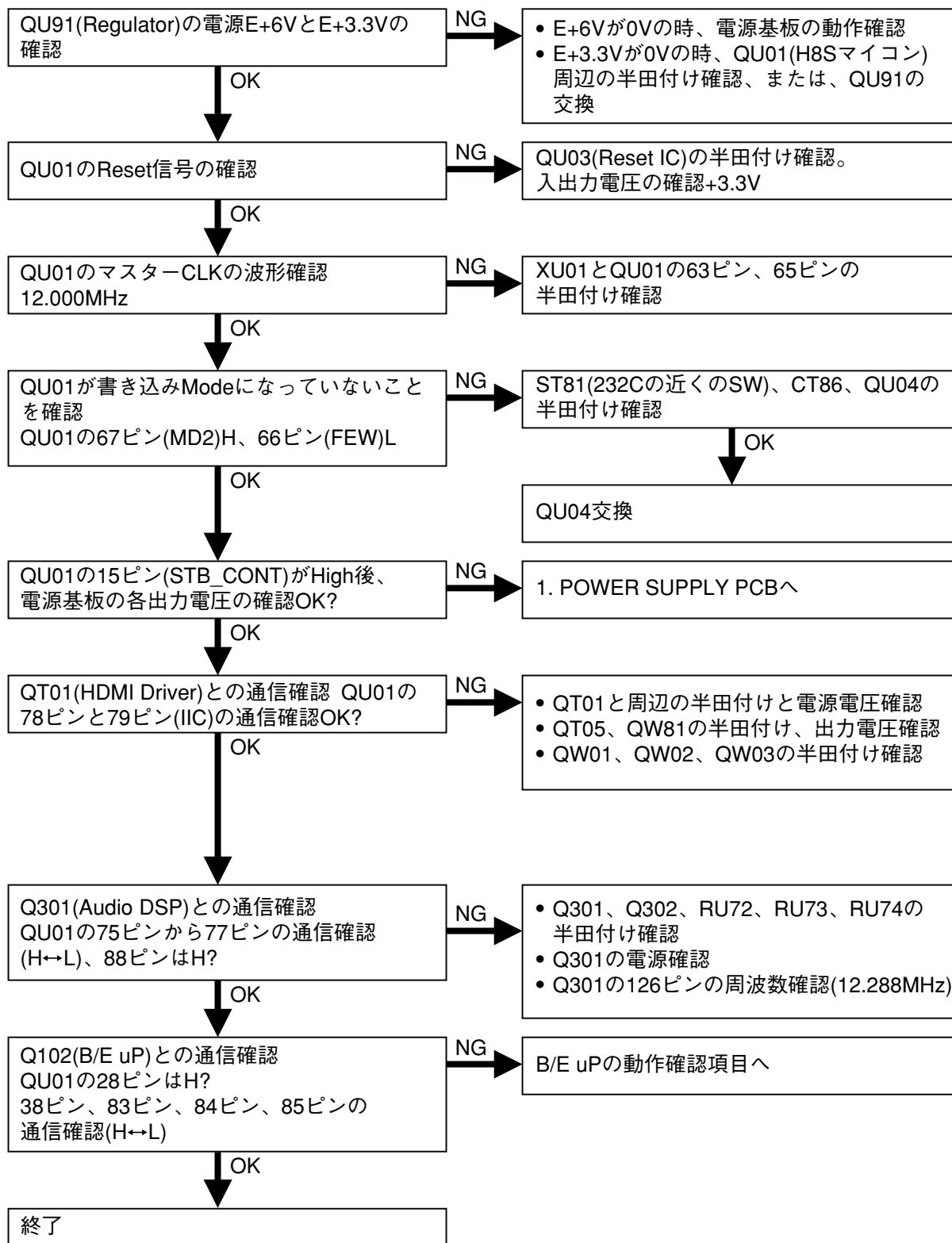


2.2 ヘッドホン音出ず。(ヘッドホンを接続し確認します)

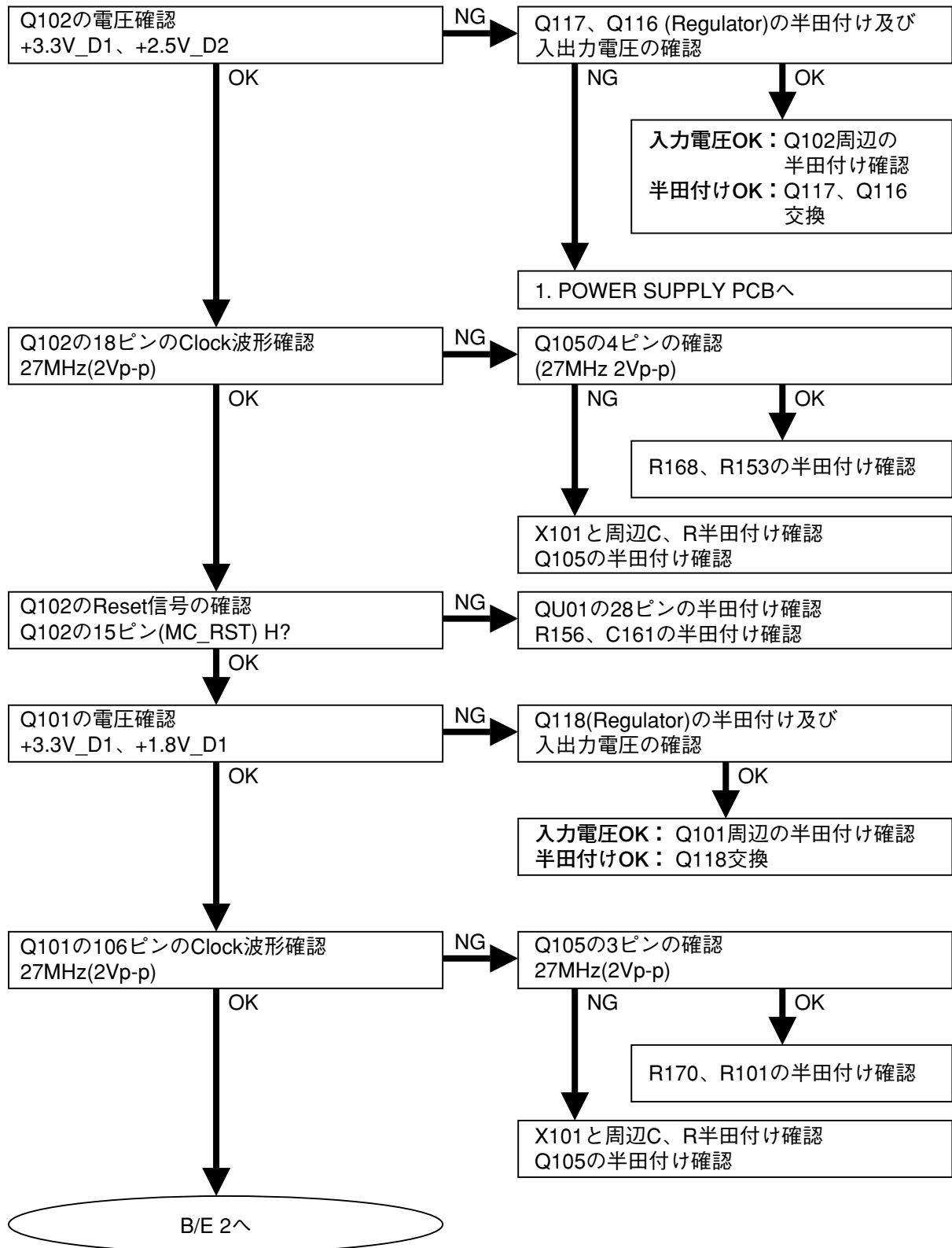


### 3. MAIN PCB (PM01)

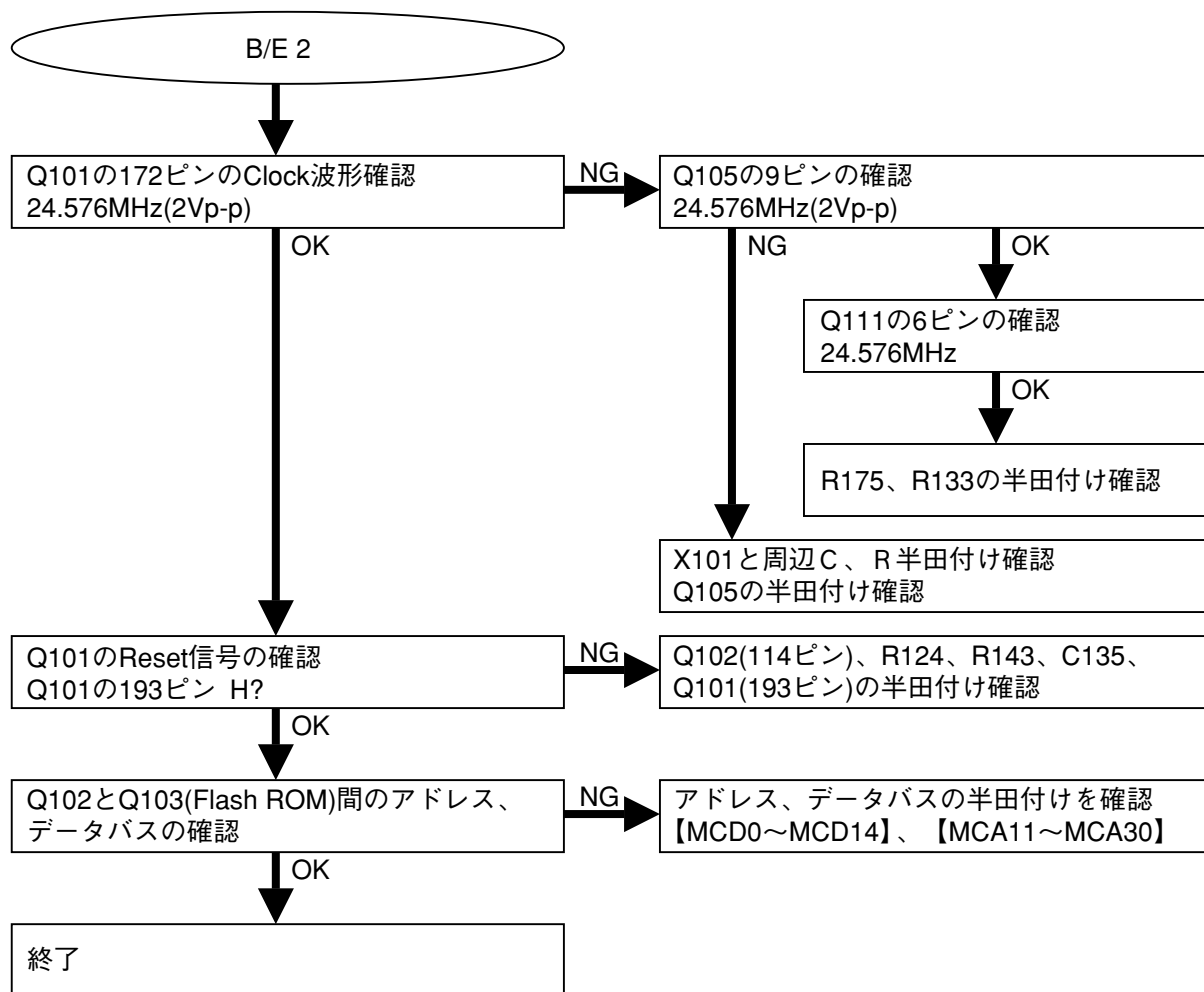
#### 3.1 Panel uP の動作確認



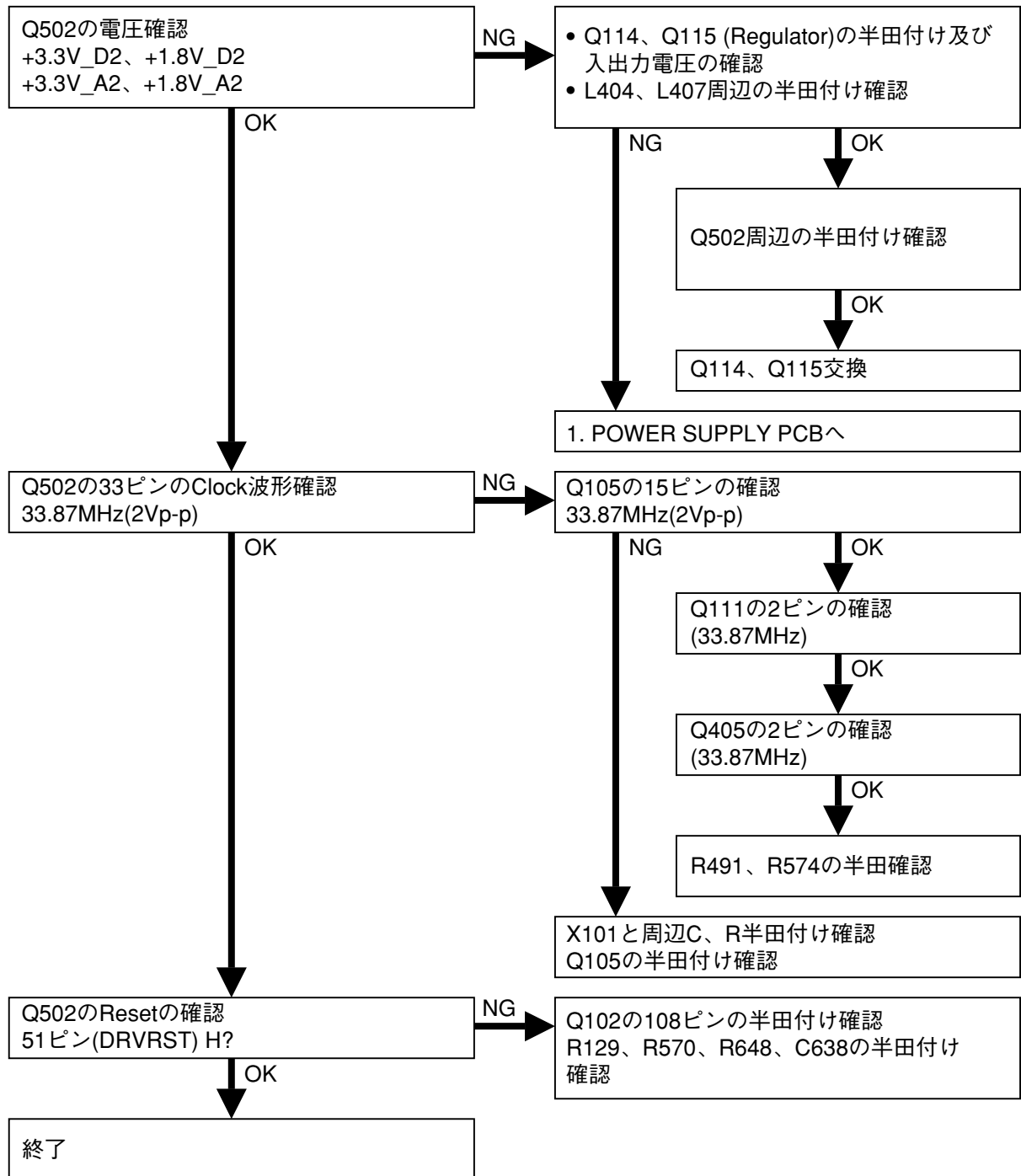
3.2 B/E uPの動作確認



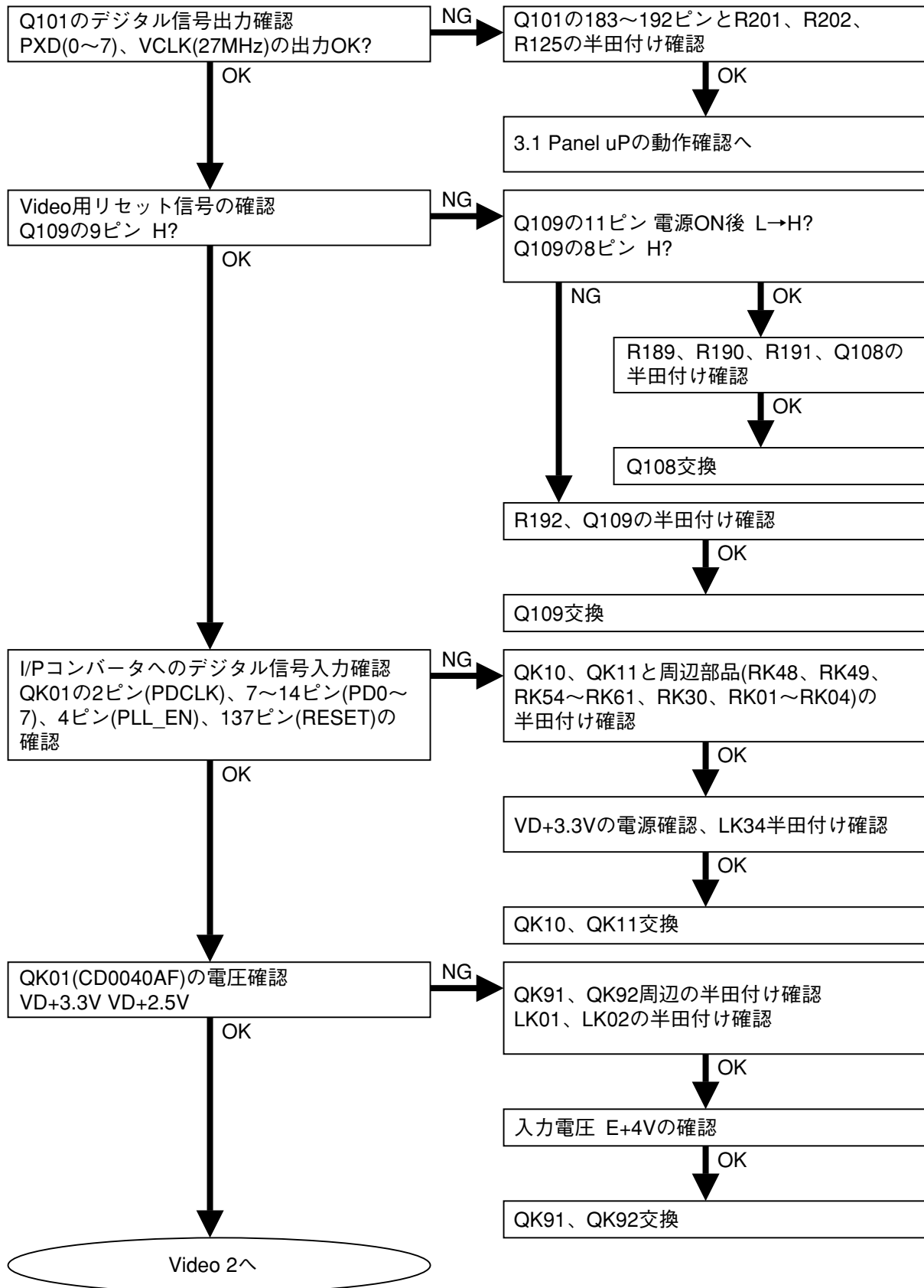


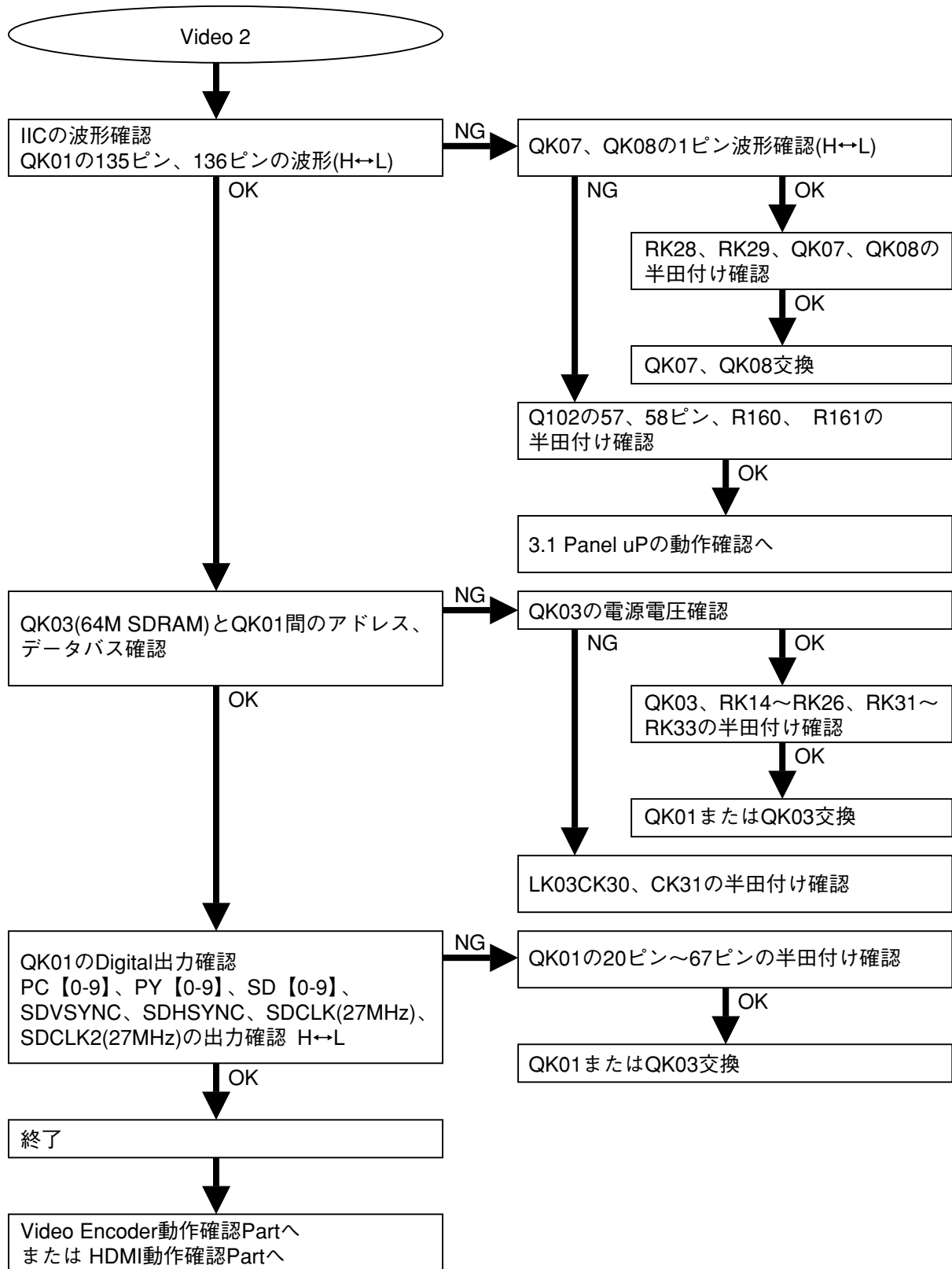


3.3 F/E uP の動作確認

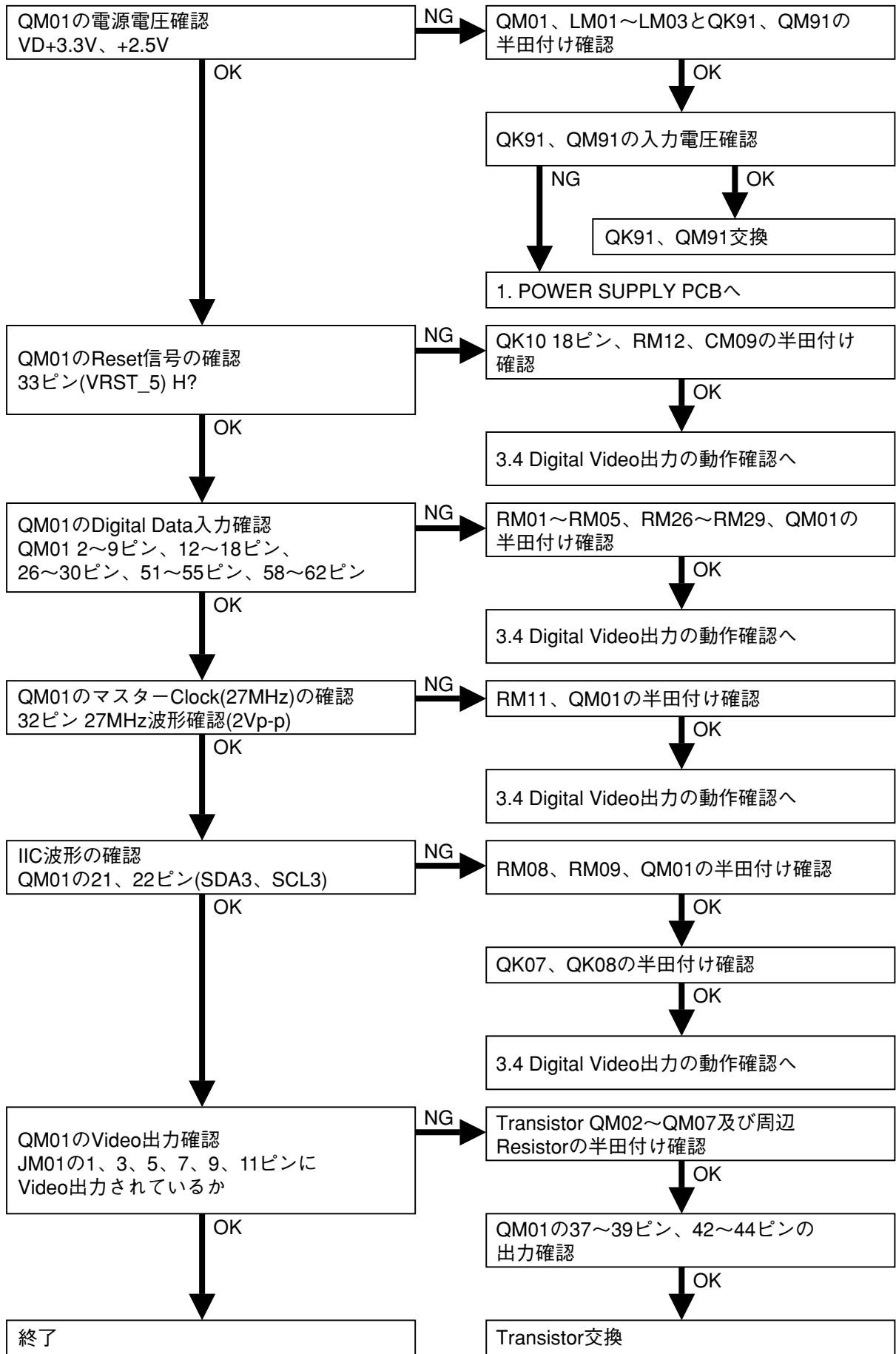


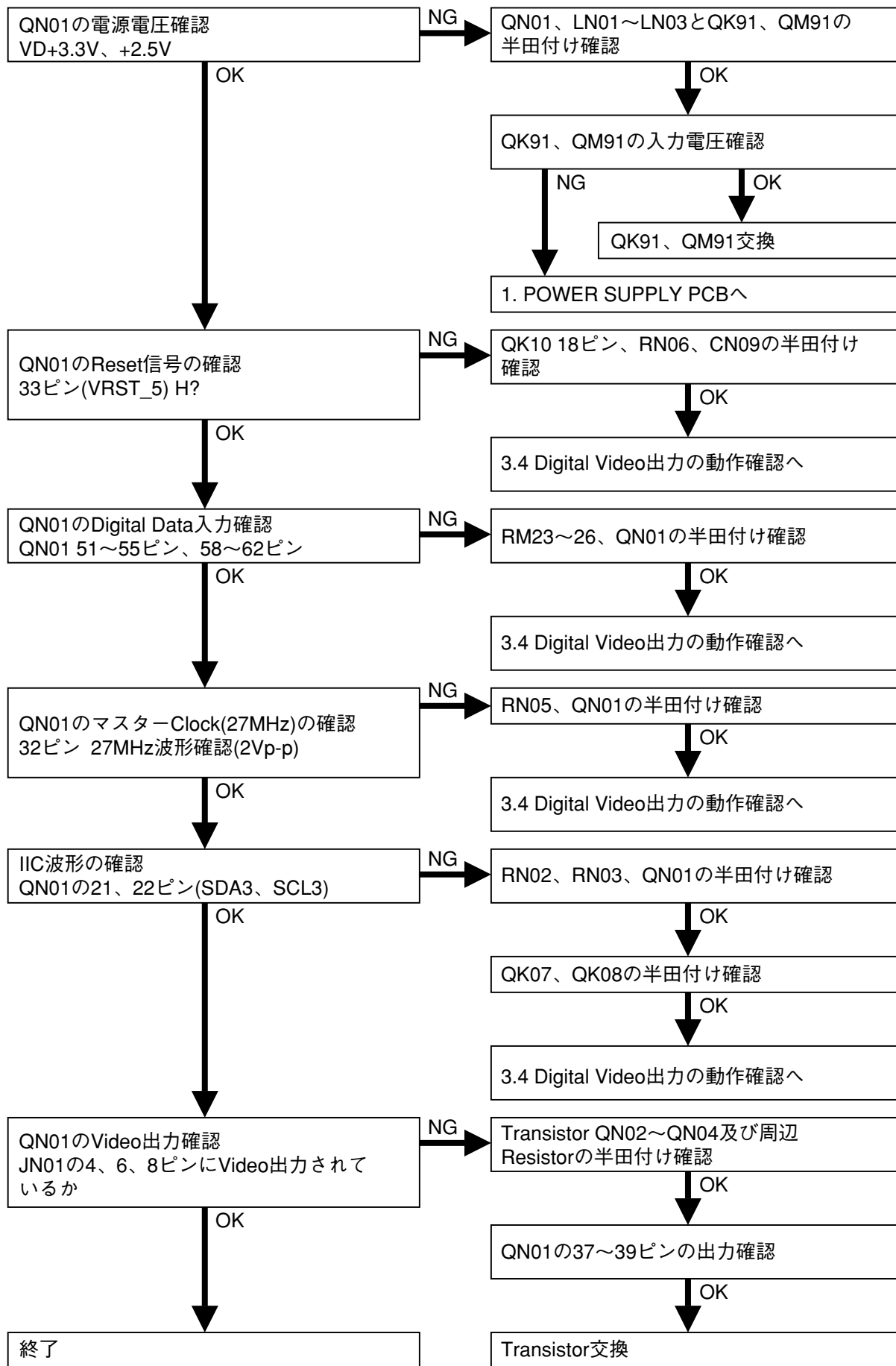
3.4 Digital Video 出力の動作確認





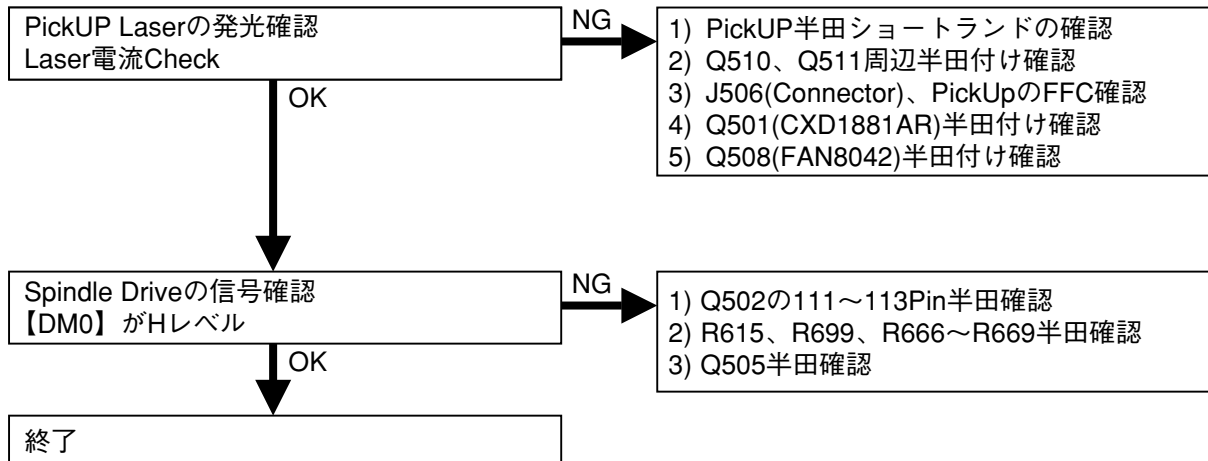
3.5 Video Encoder動作確認(Component、CVBS、Y/C用)



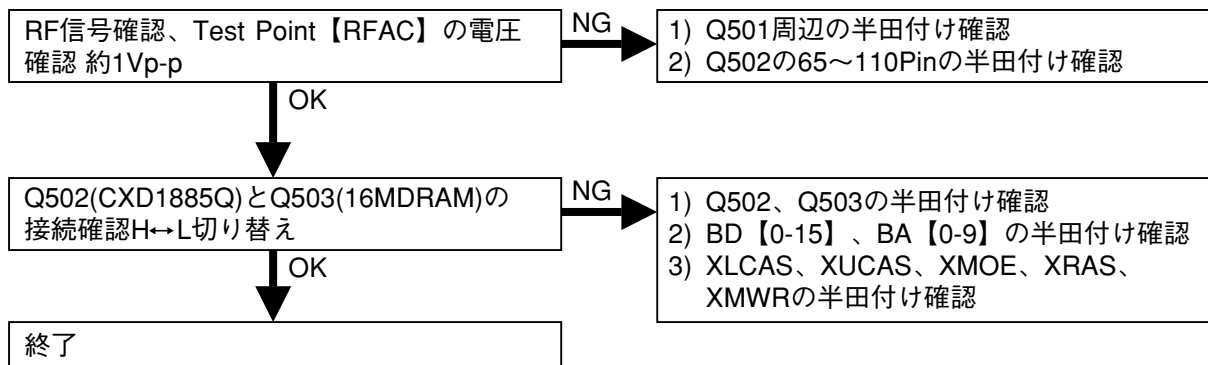


### 3.7 Disc再生の確認

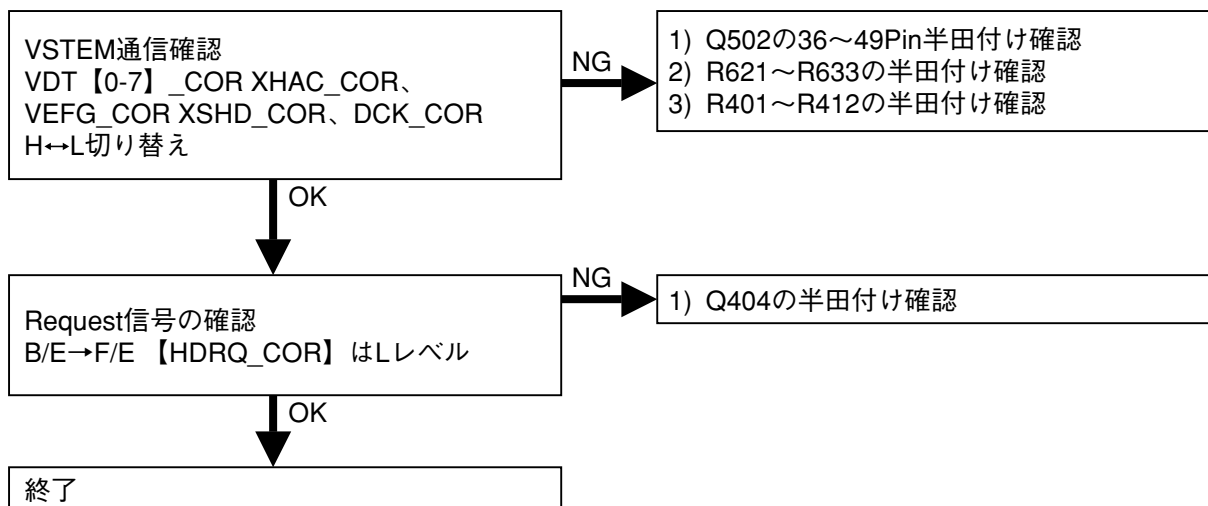
#### 3.7.1 Discが回転しない



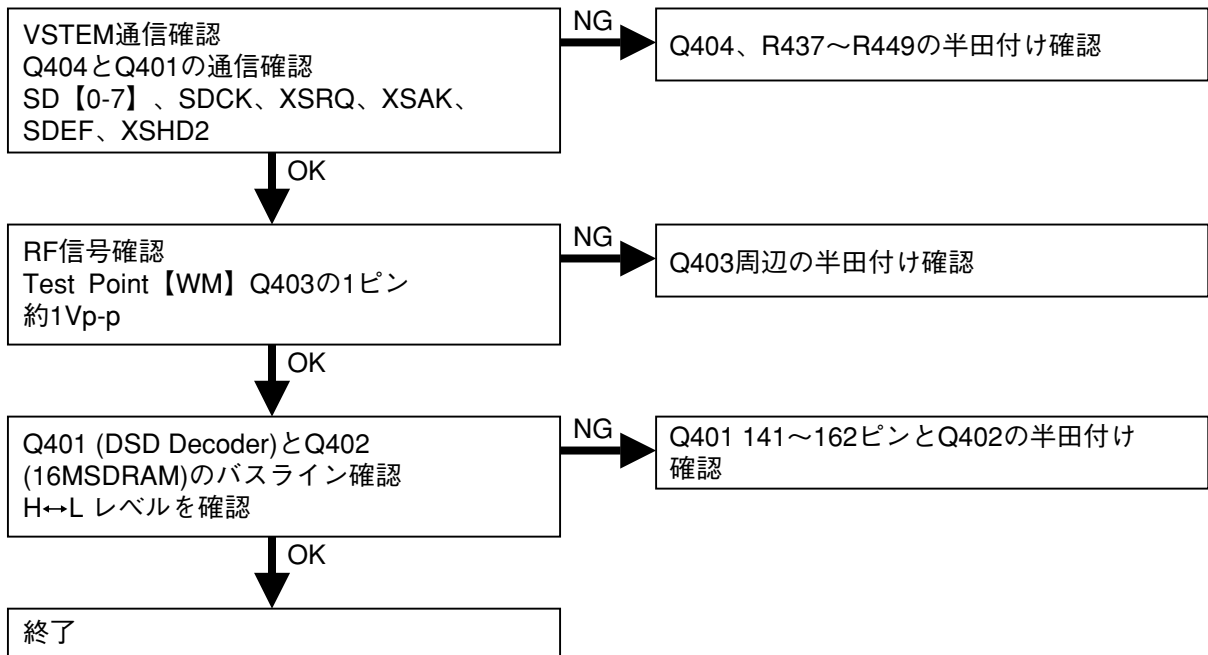
#### 3.7.2 CD再生



#### 3.7.3 DVD再生

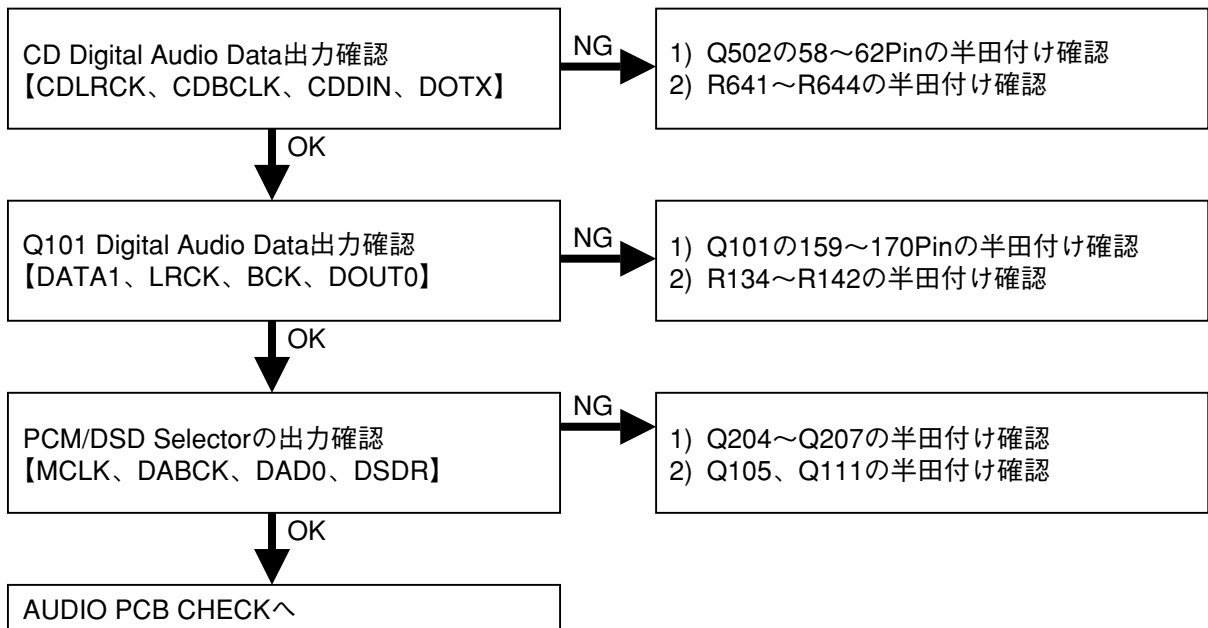


3.7.4 Super Audio CD 再生



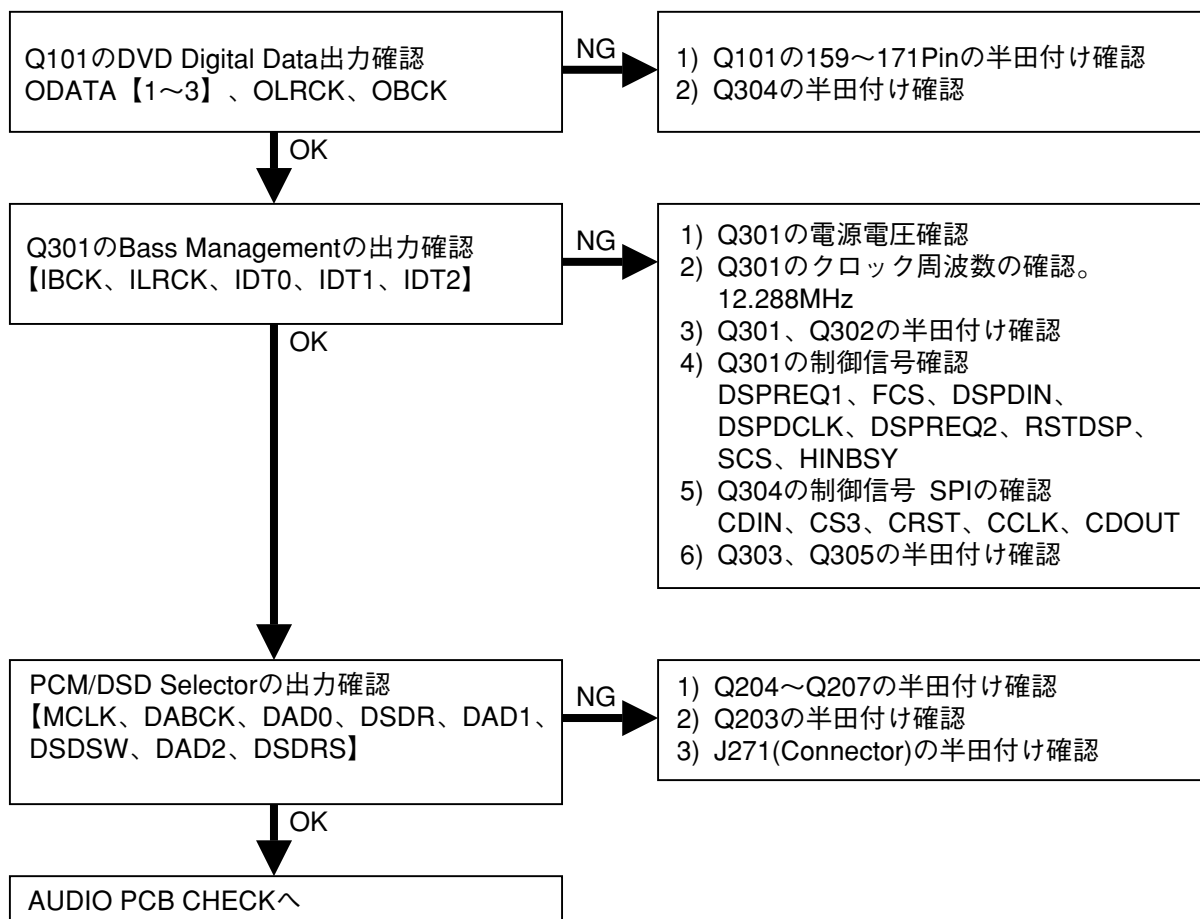
3.8 No sound or noisy

3.8.1 CD playback

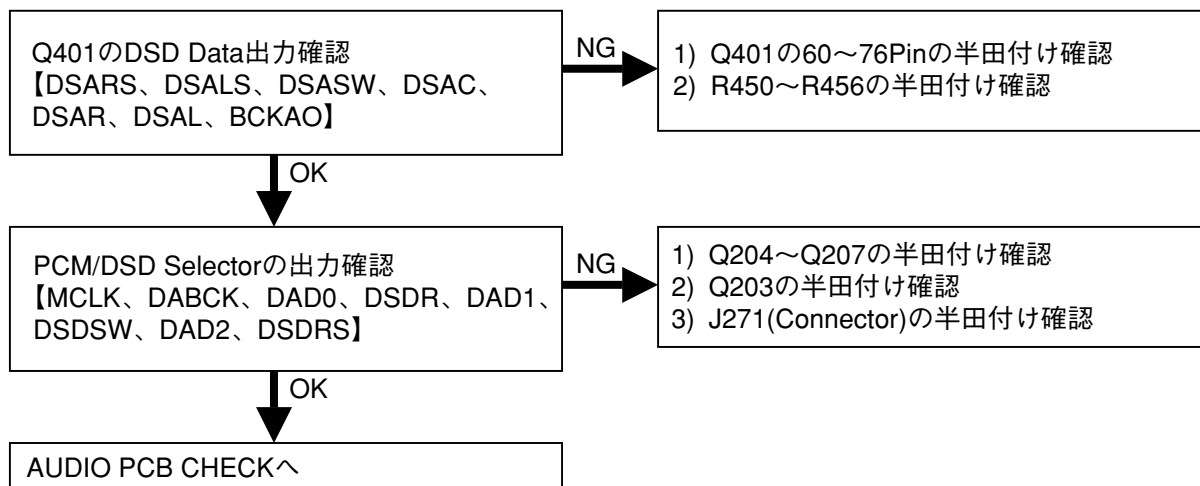




### 3.8.2 DVD-Video/Audio

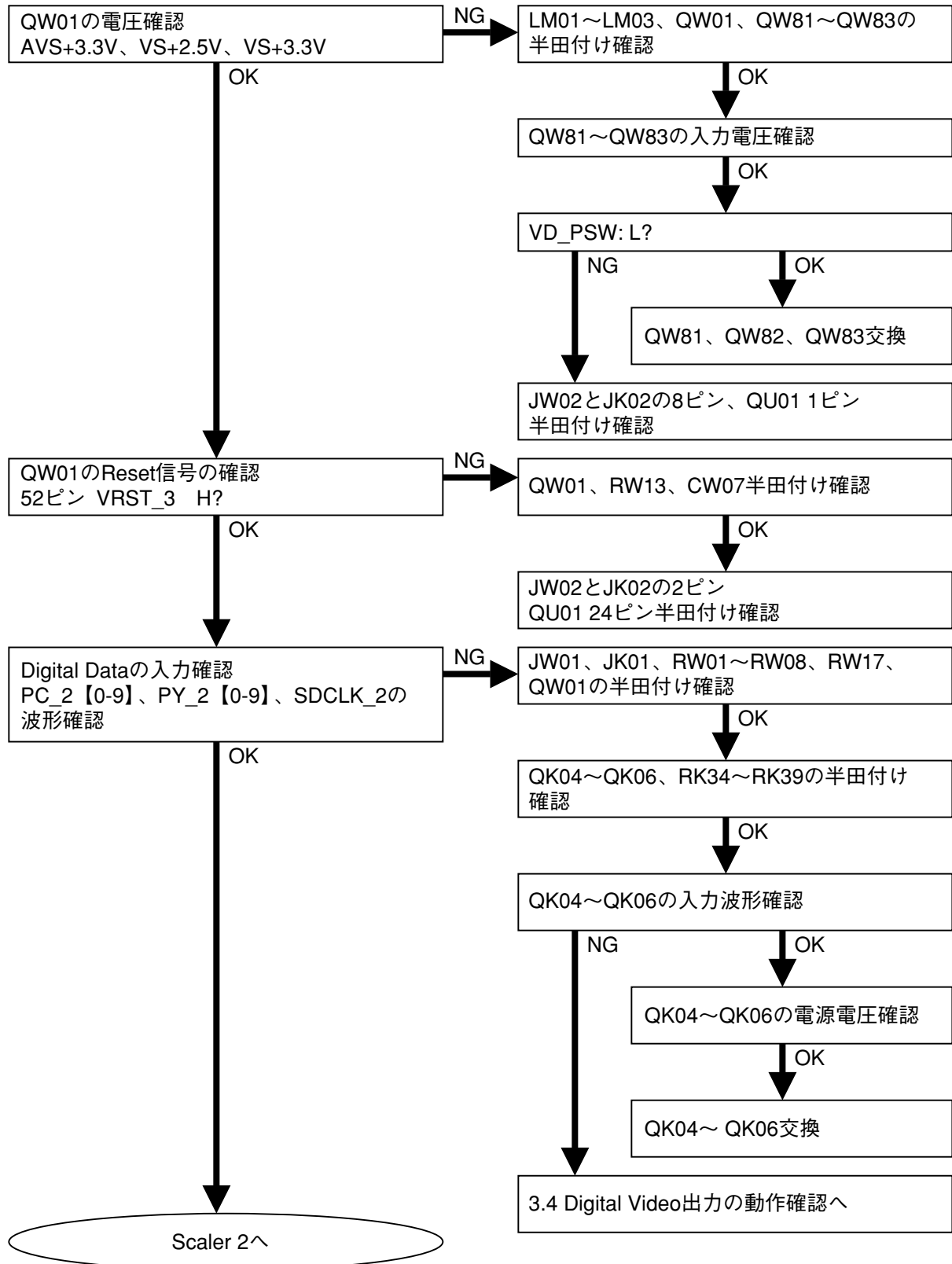


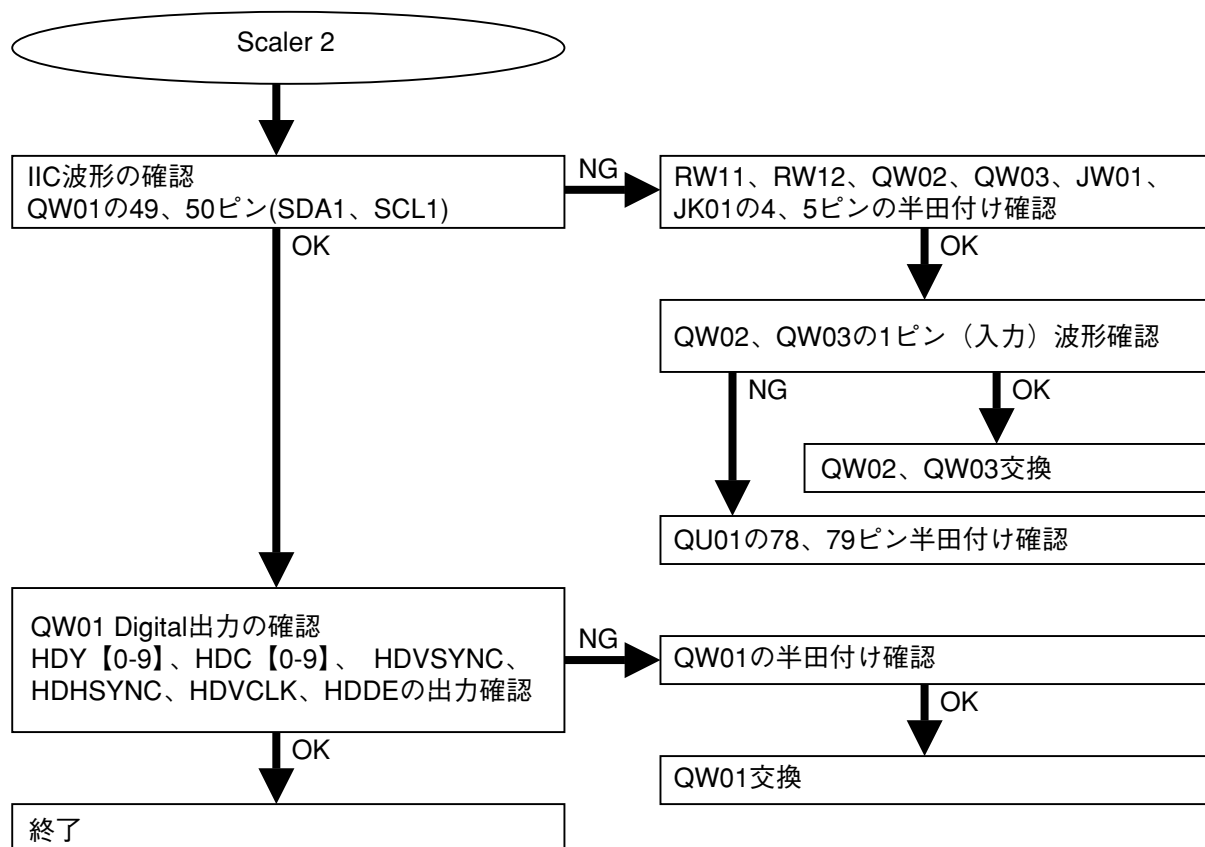
### 3.8.3 Super Audio CD



#### 4. HDMI PCB (PT01)

##### 4.1 Scaler 動作確認

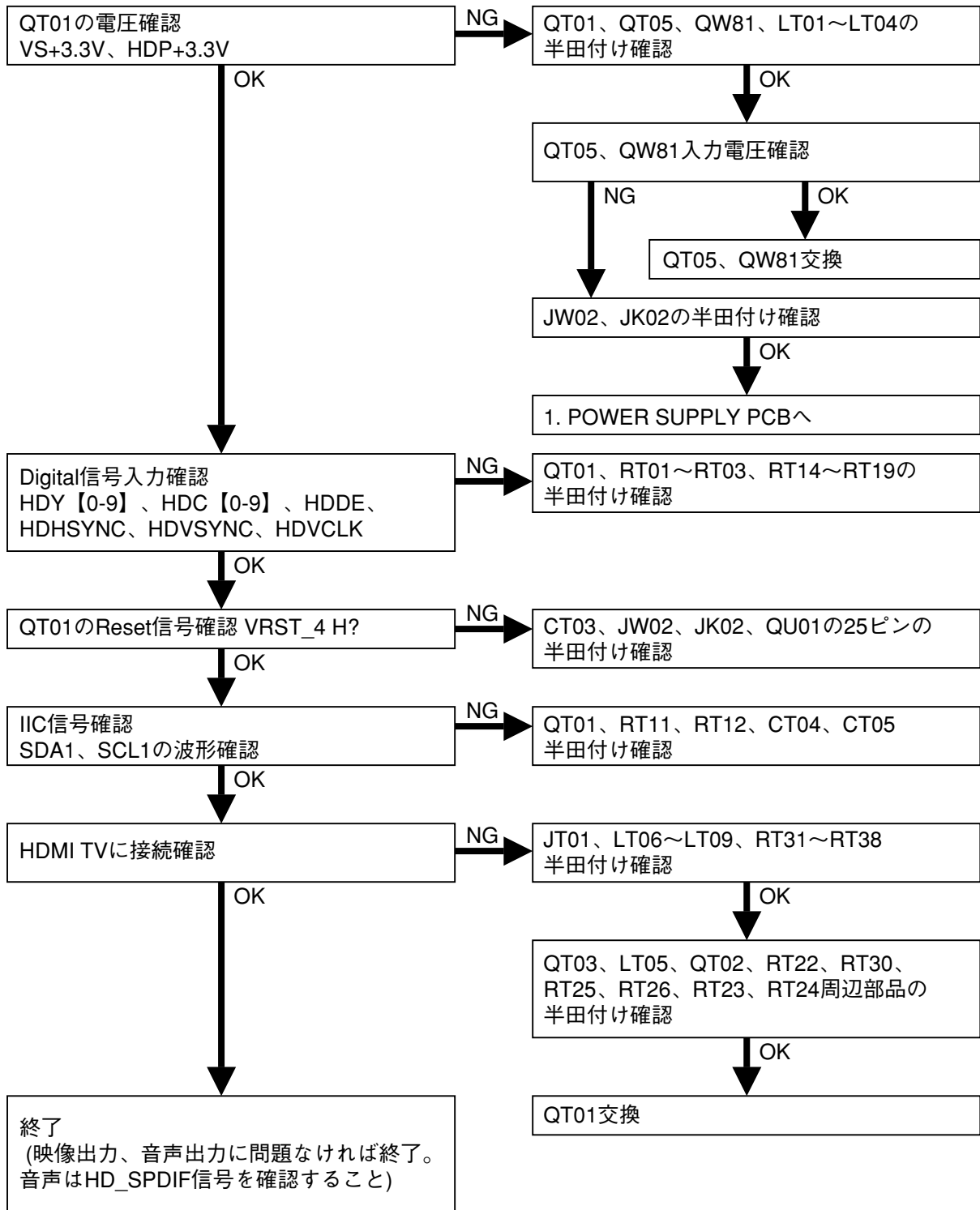




Notice

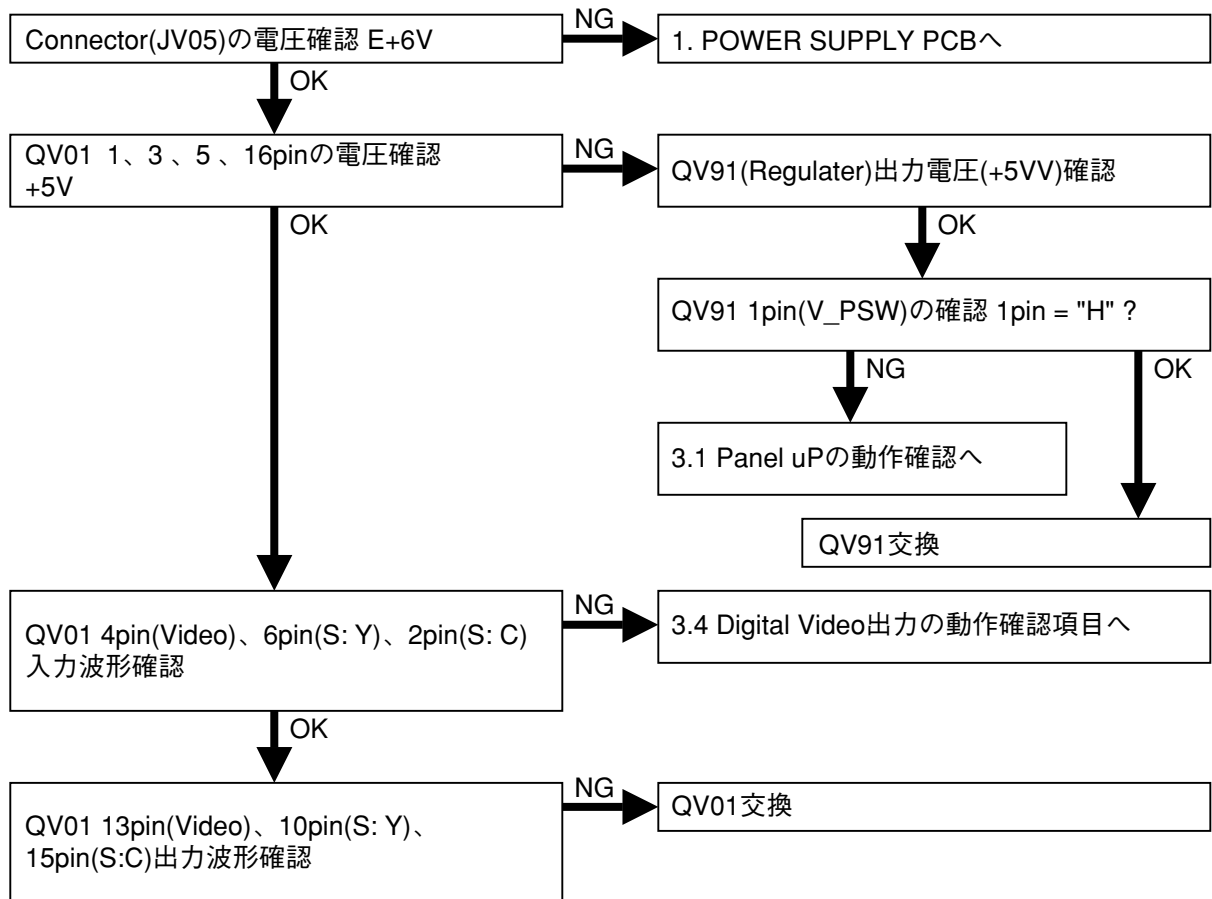
OUTPUT Format	Frequency of HDVCLK Signal
720P	74.5MHz
1080i	74.5MHz
480P	27MHz
576P	27MHz
VGA	25MHz

4.2 HDMI Driver 動作確認

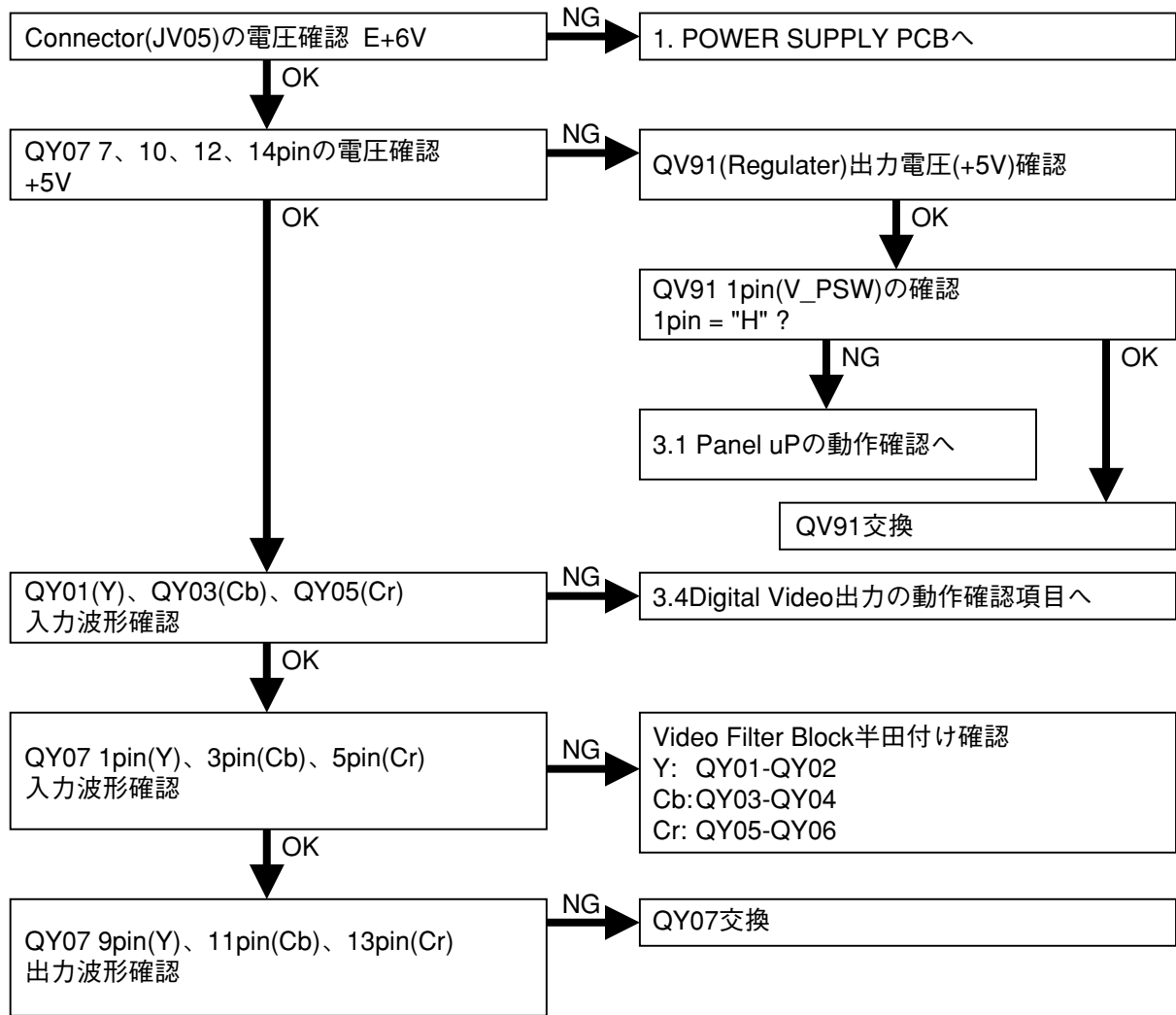


## 5. Analog Video出力確認

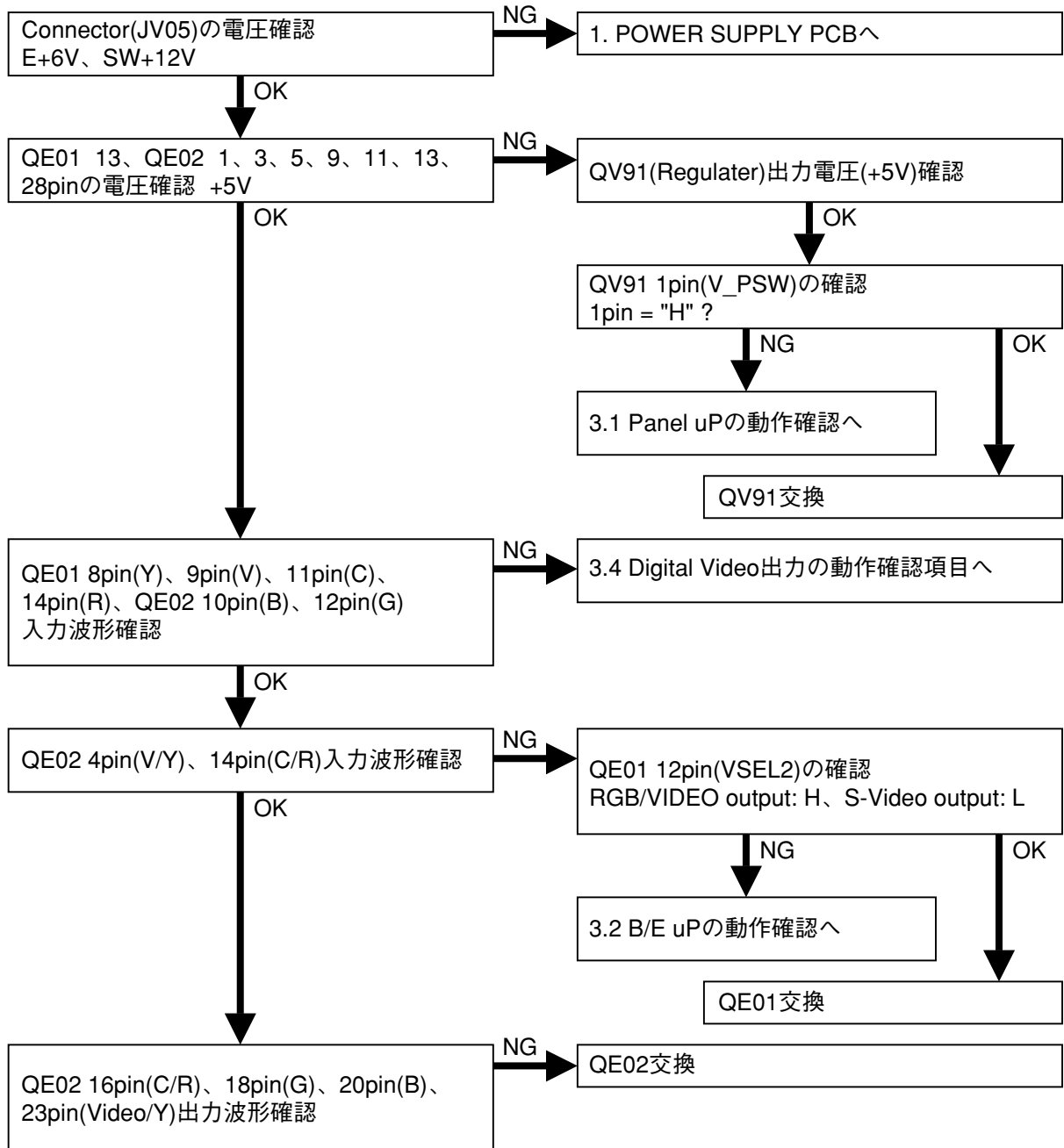
### 5.1 VIDEO(Composite)、S 端子出力出ず



5.2 Component 出力出ず

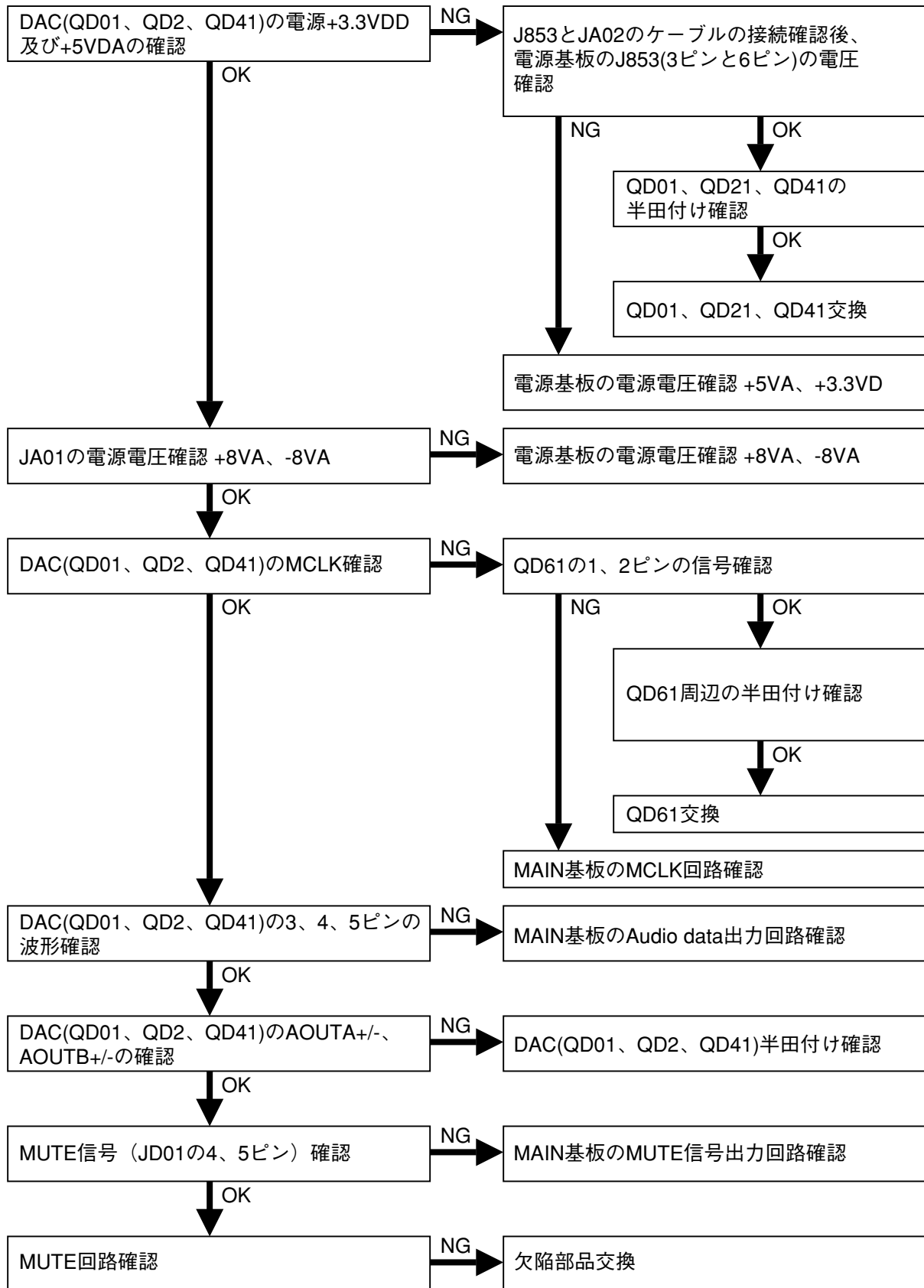


5.3 SCART 出力出ず



## 6. AUDIO PCB (PV01)

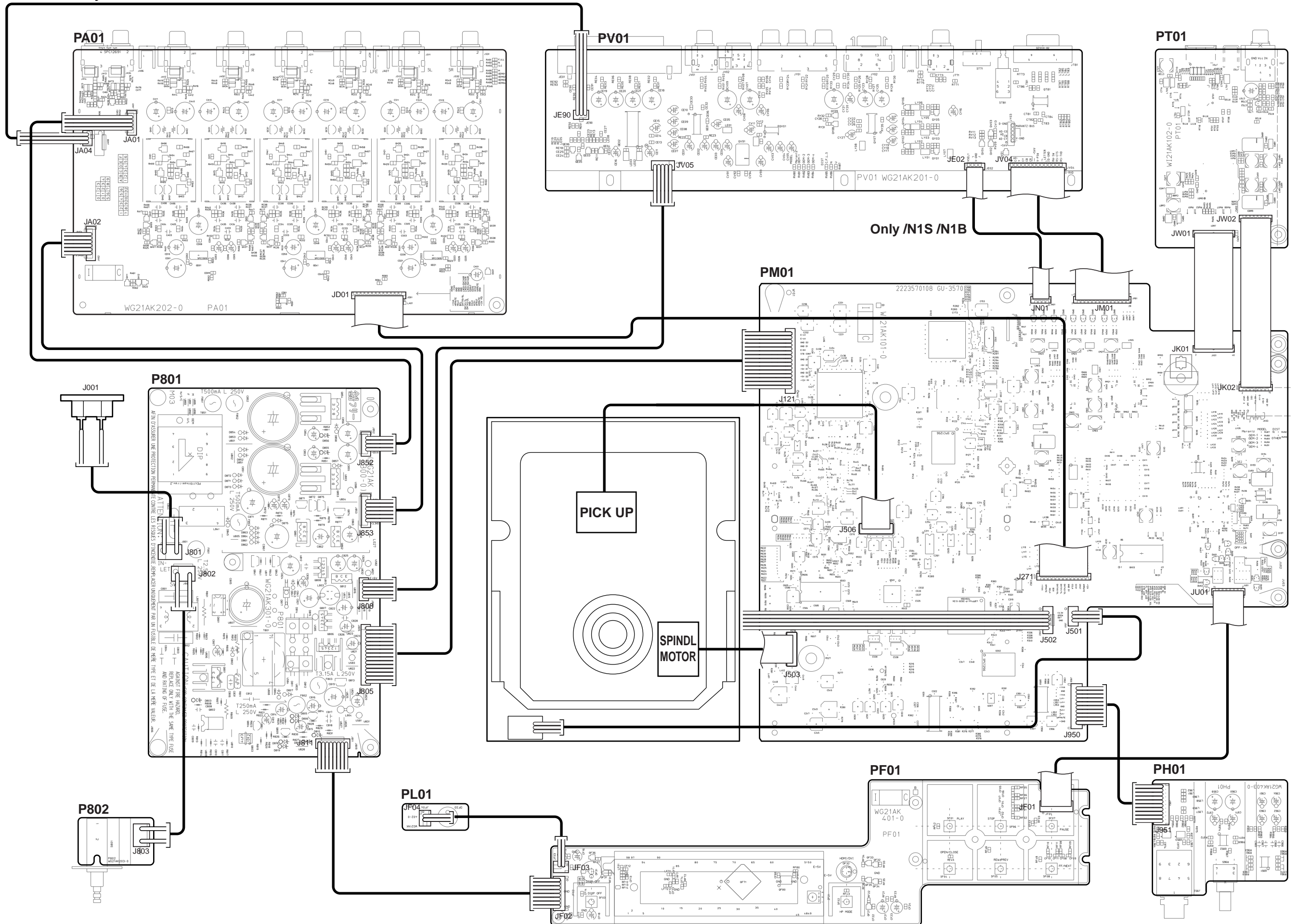
### 6.1 音が出ない



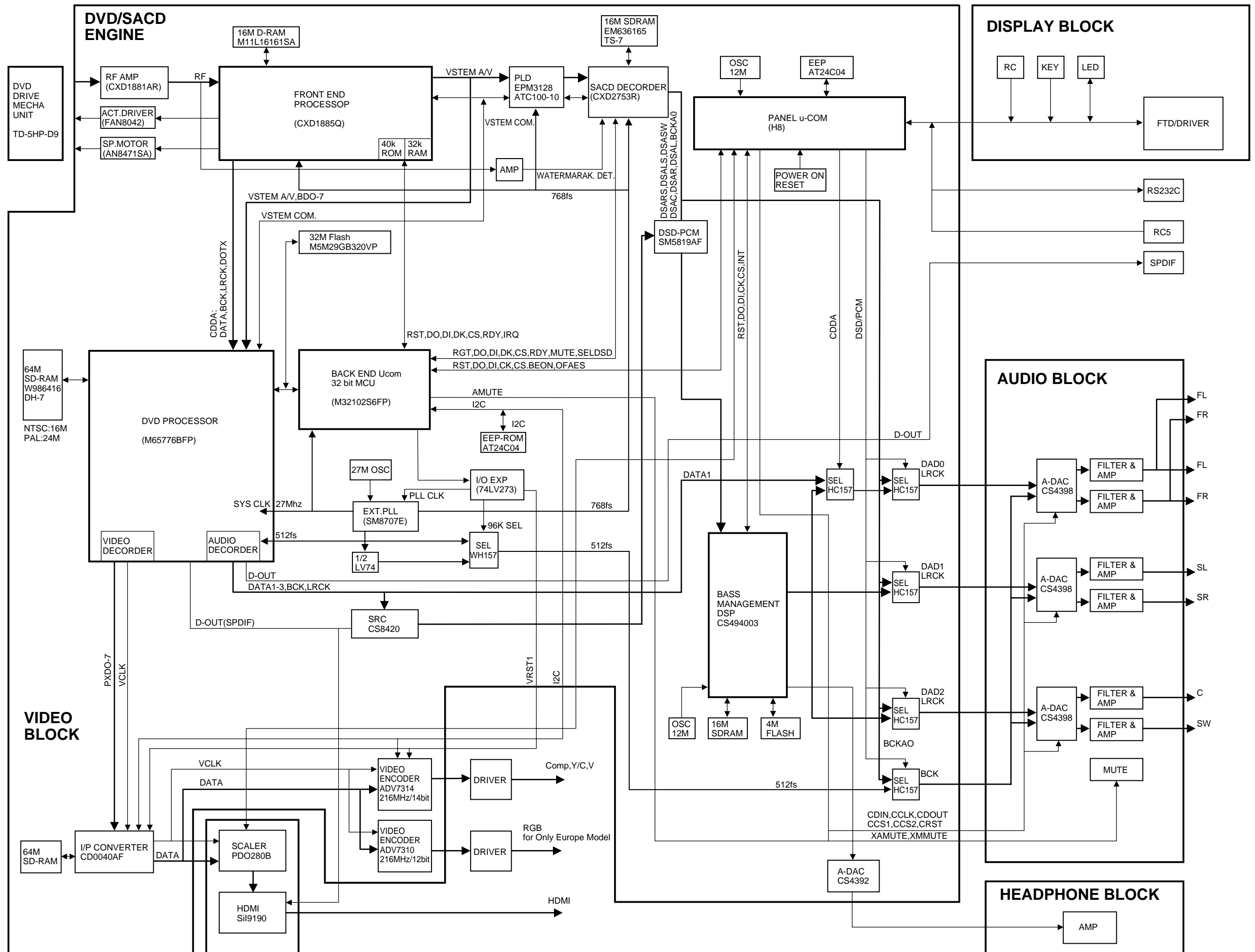


# 11. WIRING DIAGRAM

Only /N1S /N1B

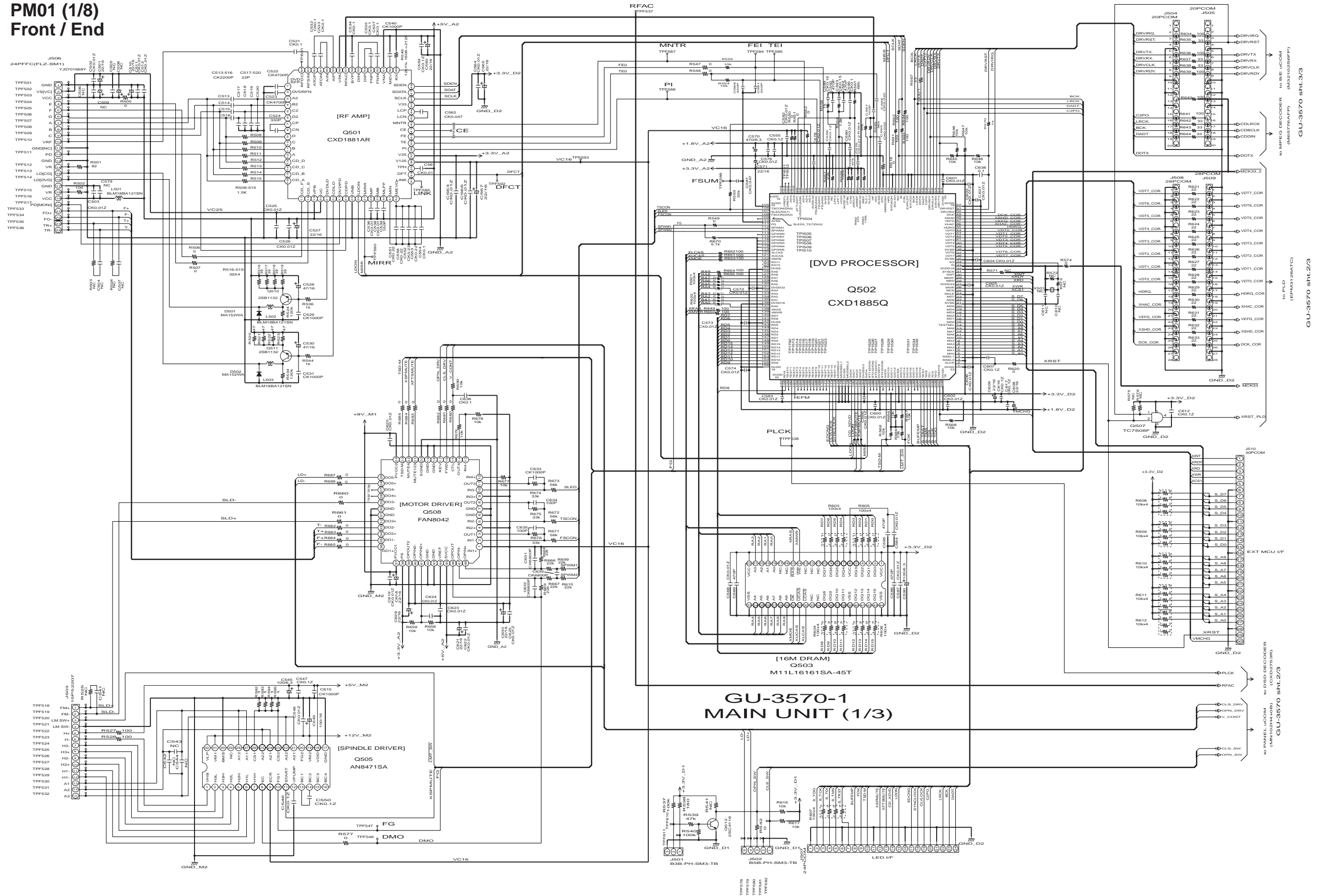


## 12. BLOCK DIAGRAM

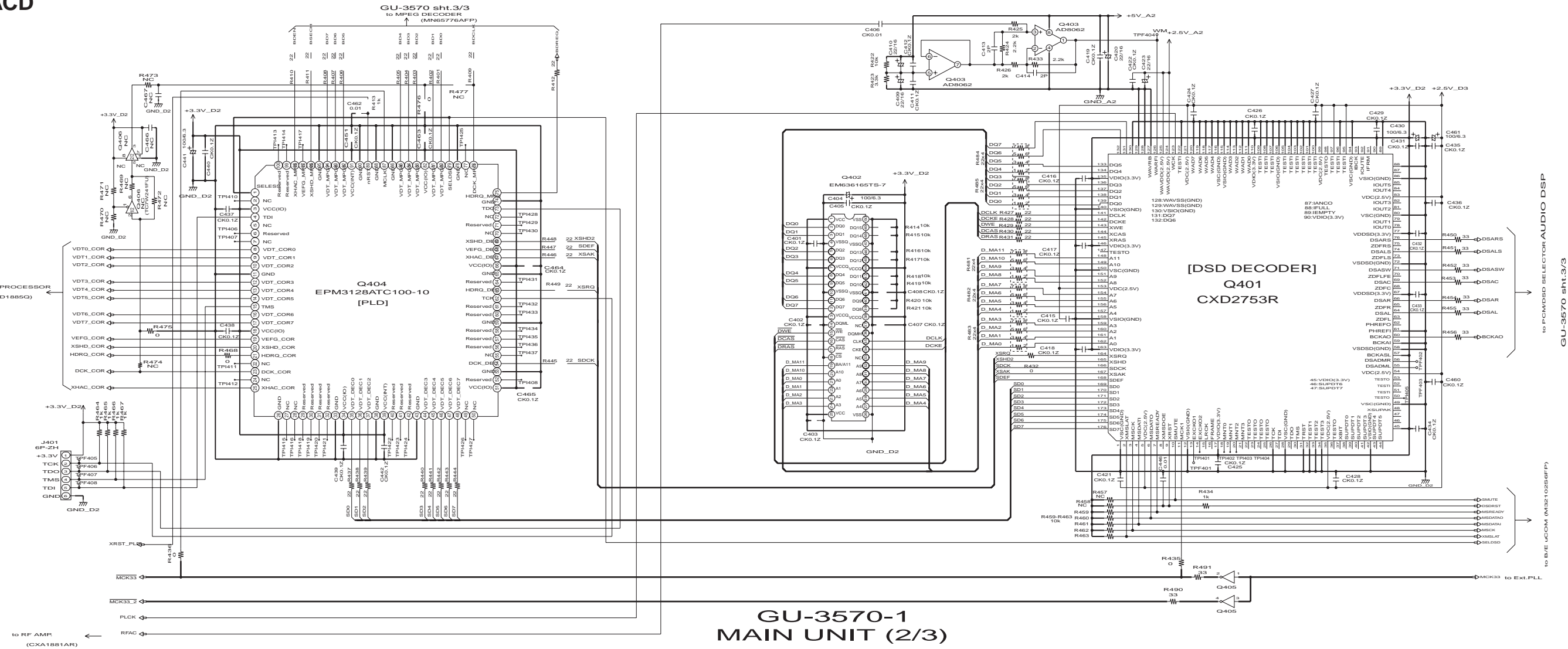


# 13. SCHEMATIC DIAGRAM

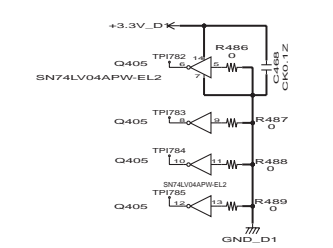
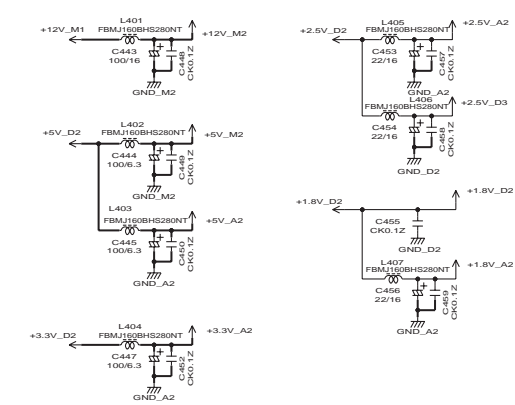
## PM01 (1/8) Front / End



PM01 (2/8)  
SACD

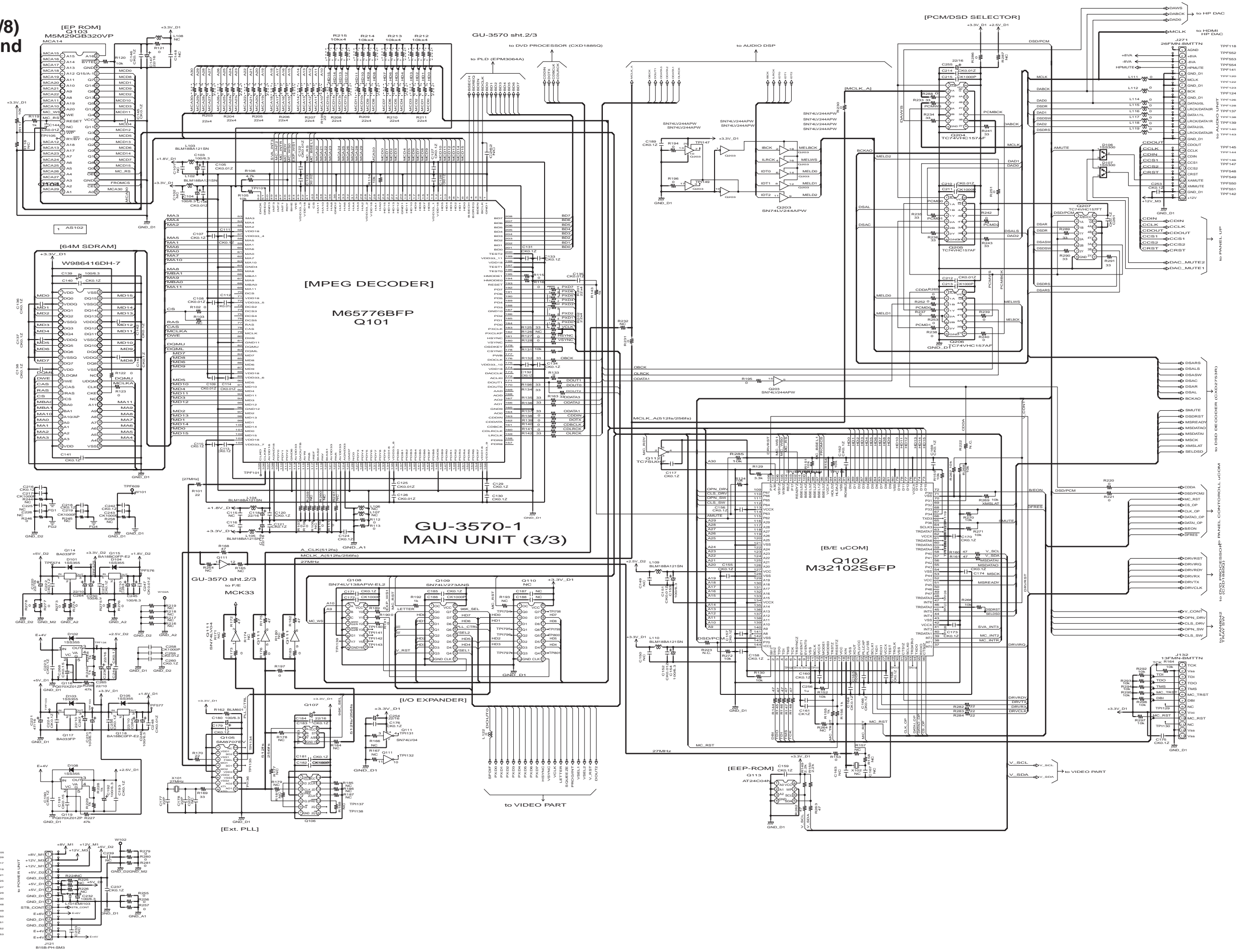


GU-3570-1  
MAIN UNIT (2/3)



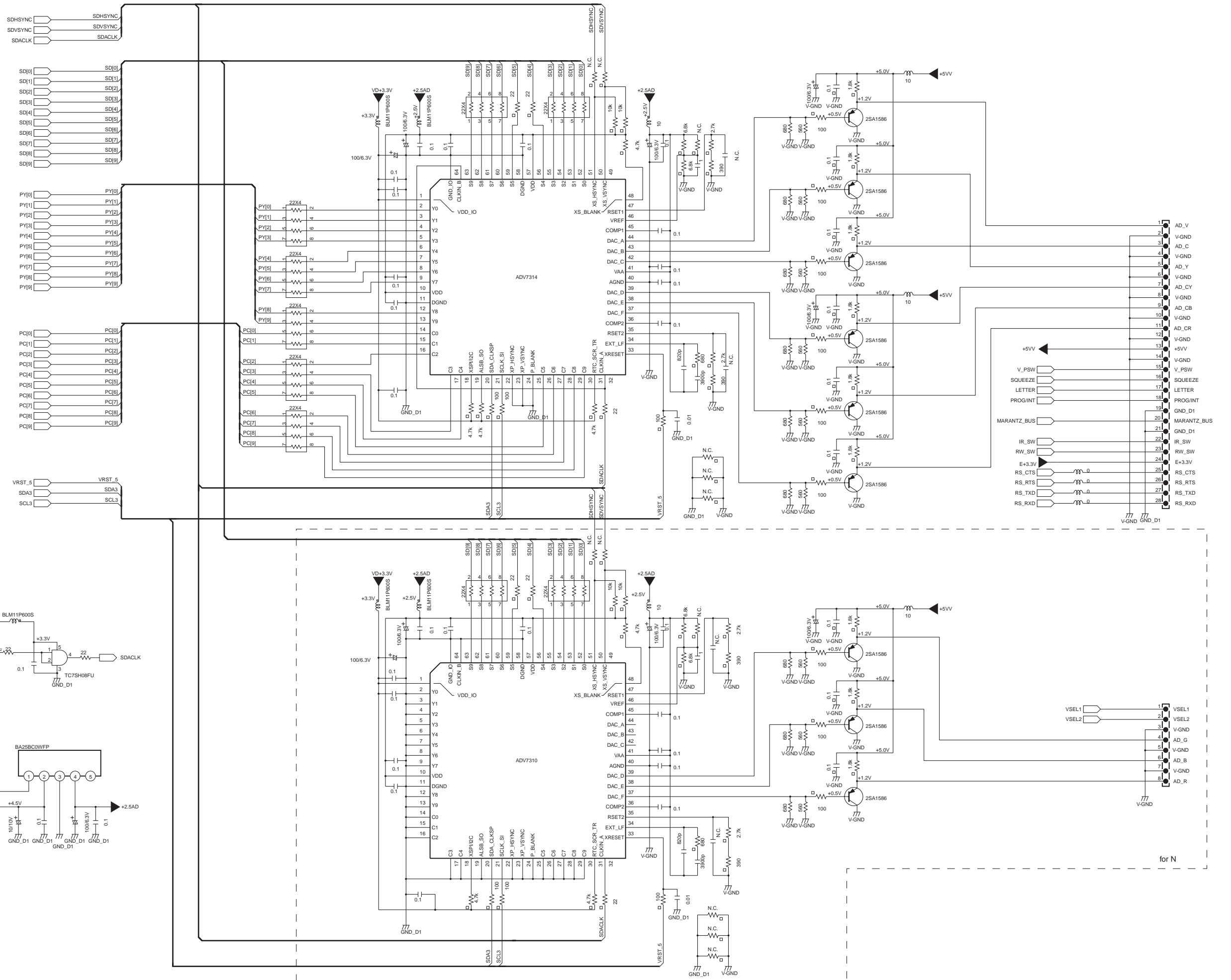


**PM01 (3/8)  
Back / End**

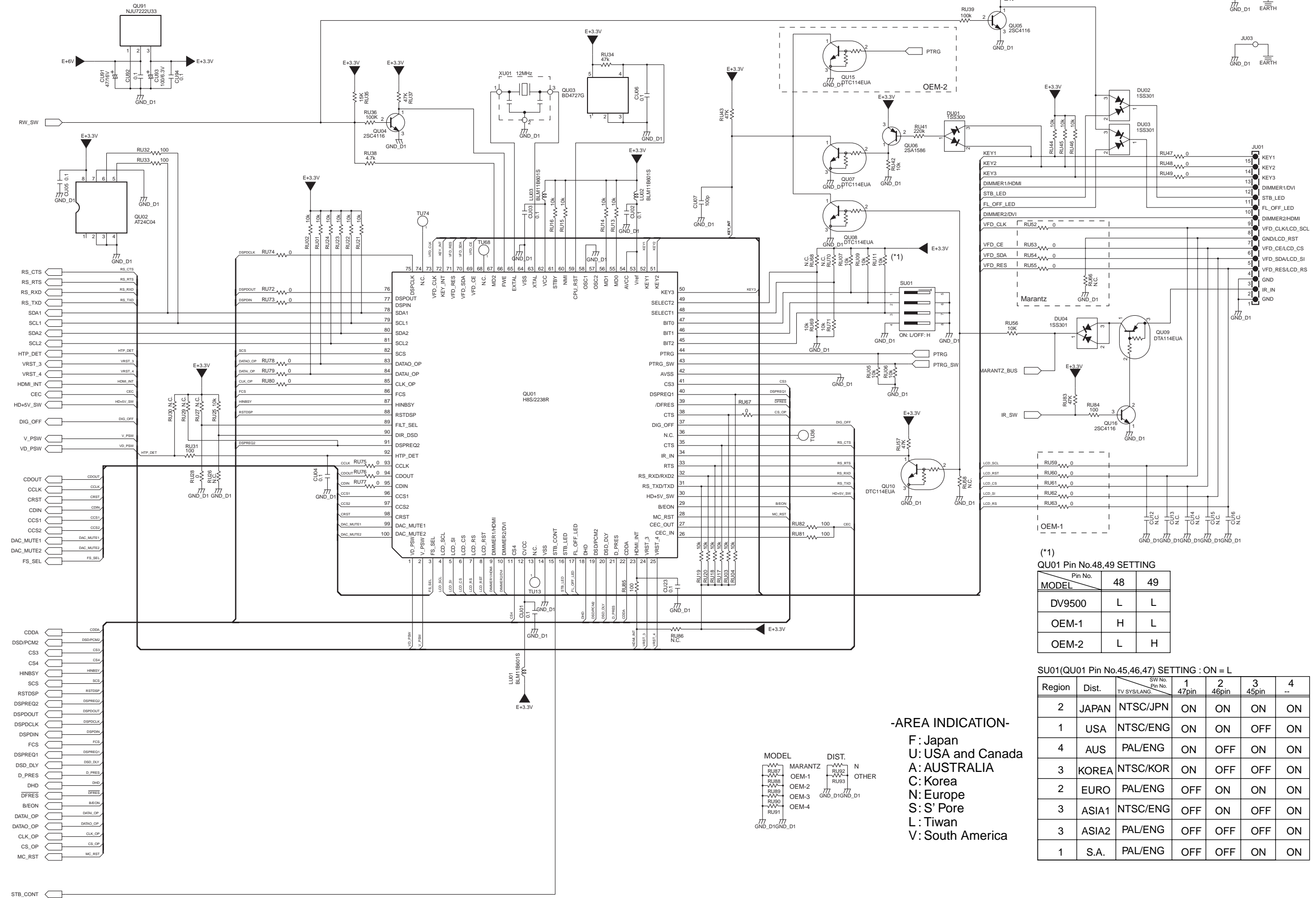




# PM01 (5/8) Video (Encoder, DAC)



# PM01 (6/8) Panel, u-P



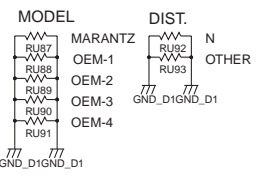
(\*1)  
QU01 Pin No.48,49 SETTING

MODEL	Pin No. 48	Pin No. 49
DV9500	L	L
OEM-1	H	L
OEM-2	L	H

SU01(QU01 Pin No.45,46,47) SETTING : ON = L

Region	Dist.	SW No. Pin No. TV SYS/LANG.	Setting			
			1 47pin	2 46pin	3 45pin	4 --
2	JAPAN	NTSC/JPN	ON	ON	ON	ON
1	USA	NTSC/ENG	ON	ON	OFF	ON
4	AUS	PAL/ENG	ON	OFF	ON	ON
3	KOREA	NTSC/KOR	ON	OFF	OFF	ON
2	EURO	PAL/ENG	OFF	ON	ON	ON
3	ASIA1	NTSC/ENG	OFF	ON	OFF	ON
3	ASIA2	PAL/ENG	OFF	OFF	OFF	ON
1	S.A.	PAL/ENG	OFF	OFF	ON	ON

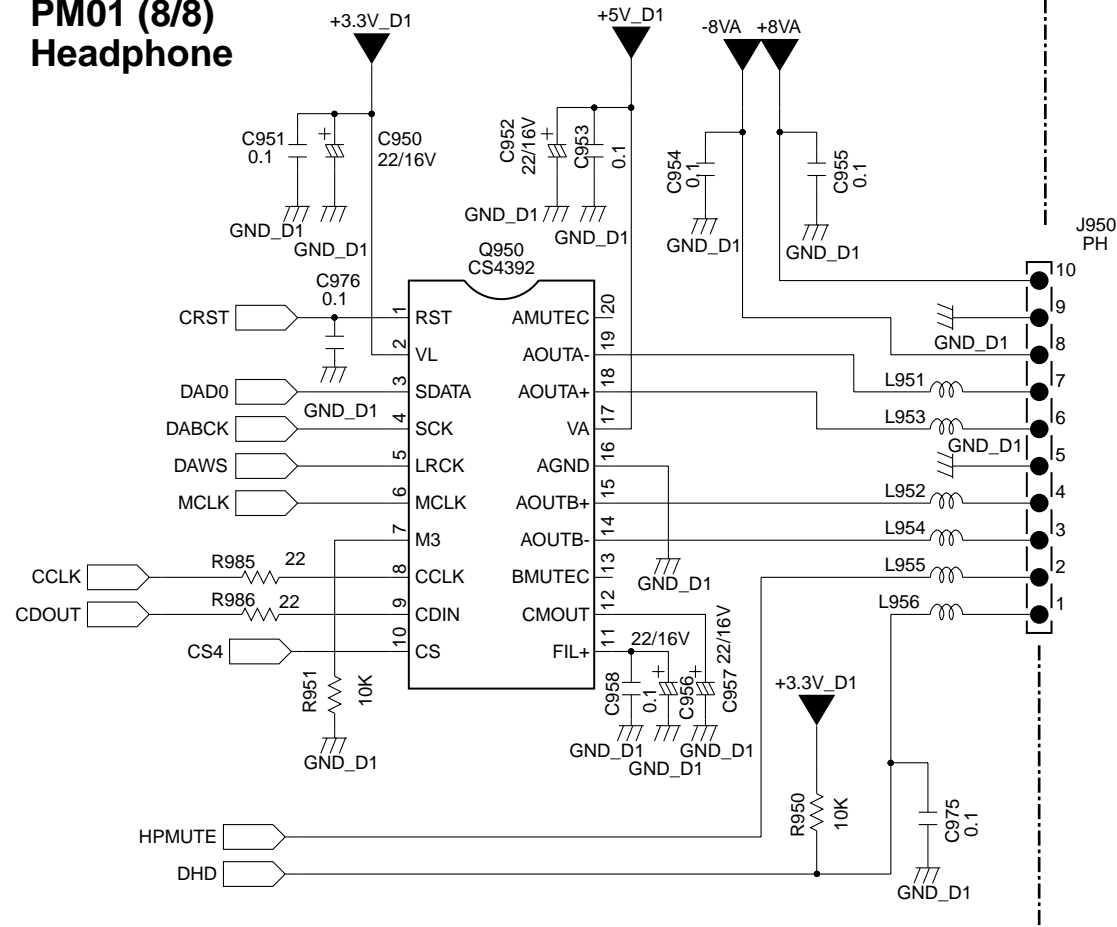
-AREA INDICATION-  
 F: Japan  
 U: USA and Canada  
 A: AUSTRALIA  
 C: Korea  
 N: Europe  
 S: S' Pore  
 L: Tiwan  
 V: South America



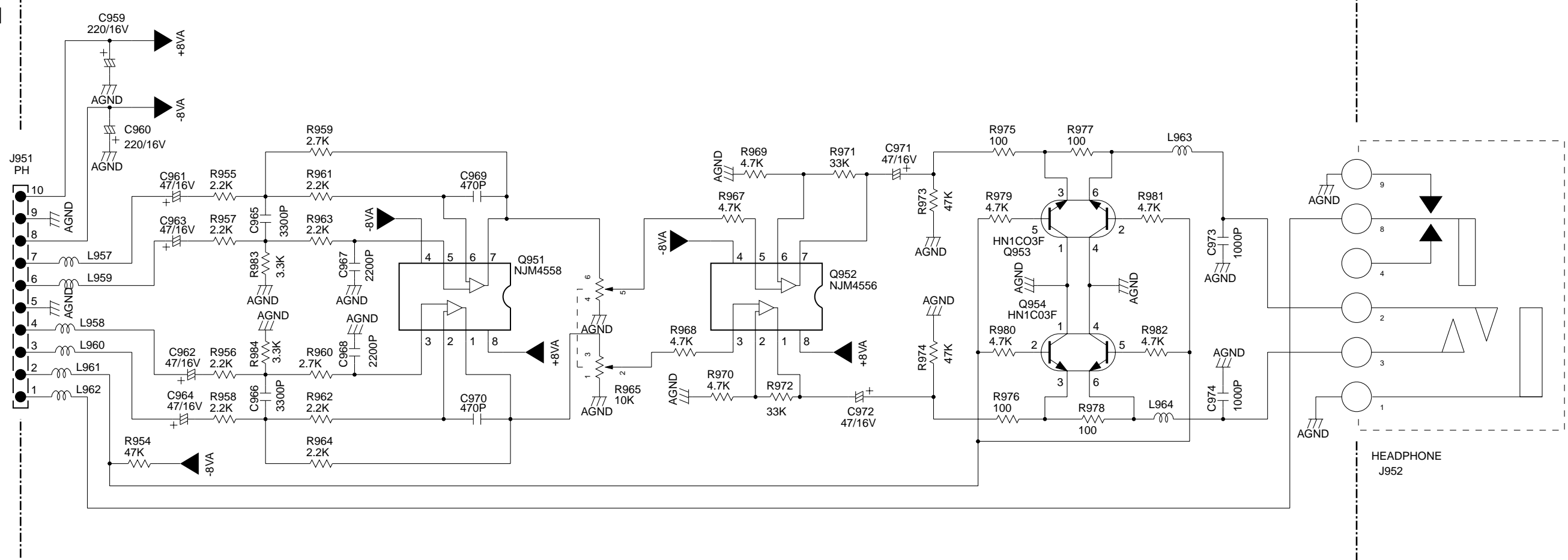




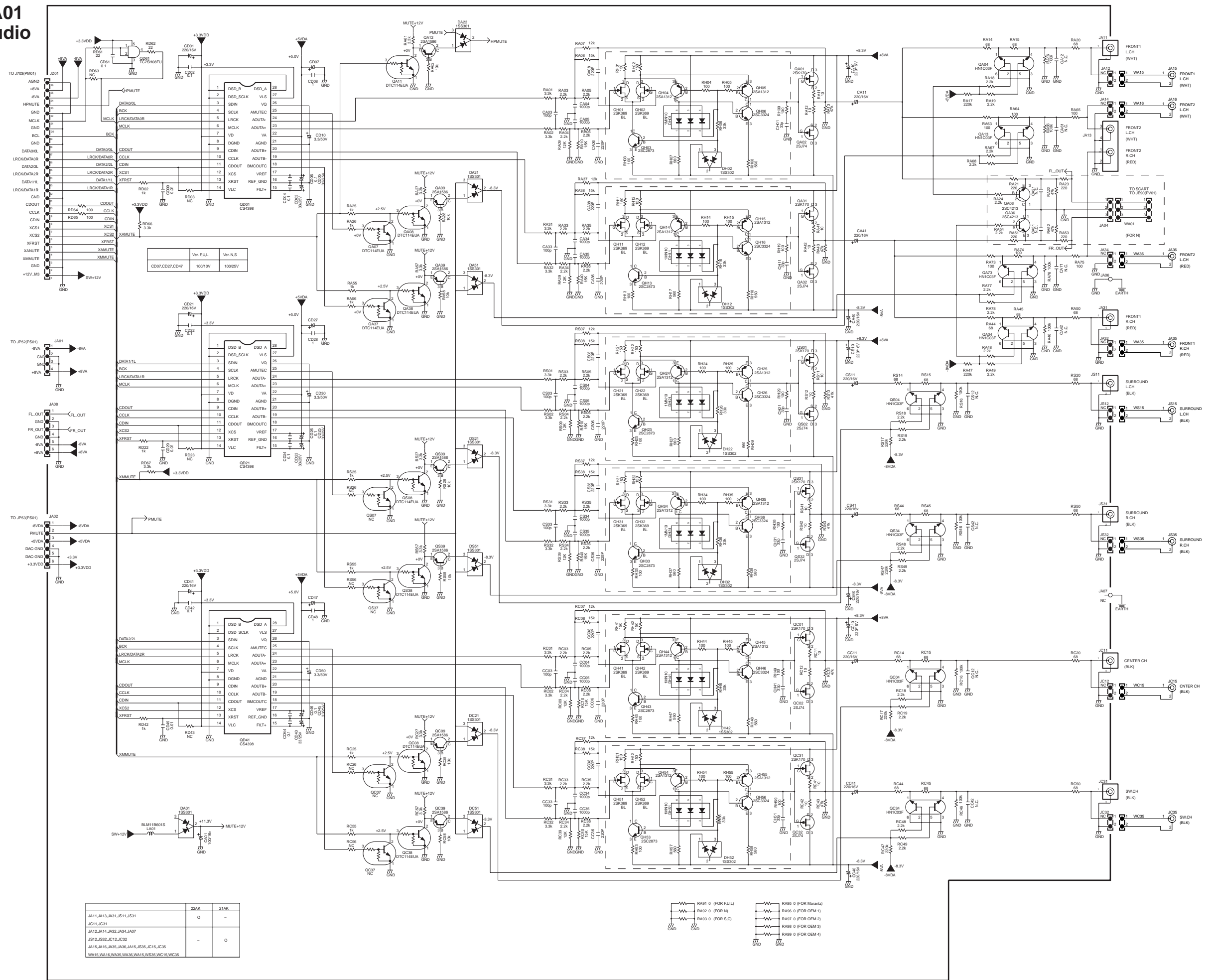
**PM01 (8/8)  
Headphone**



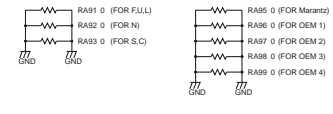
**PH01**



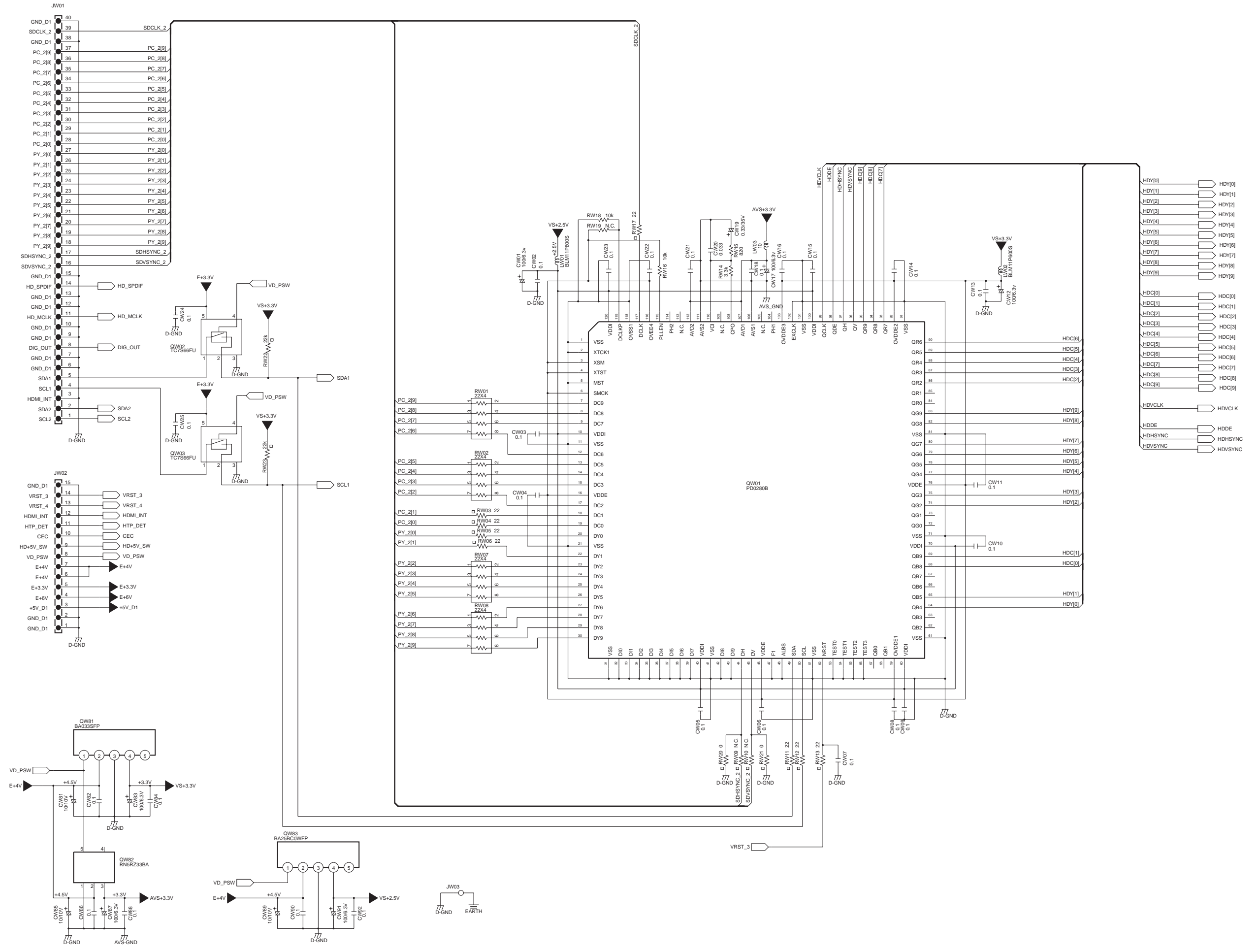
# PA01 Audio



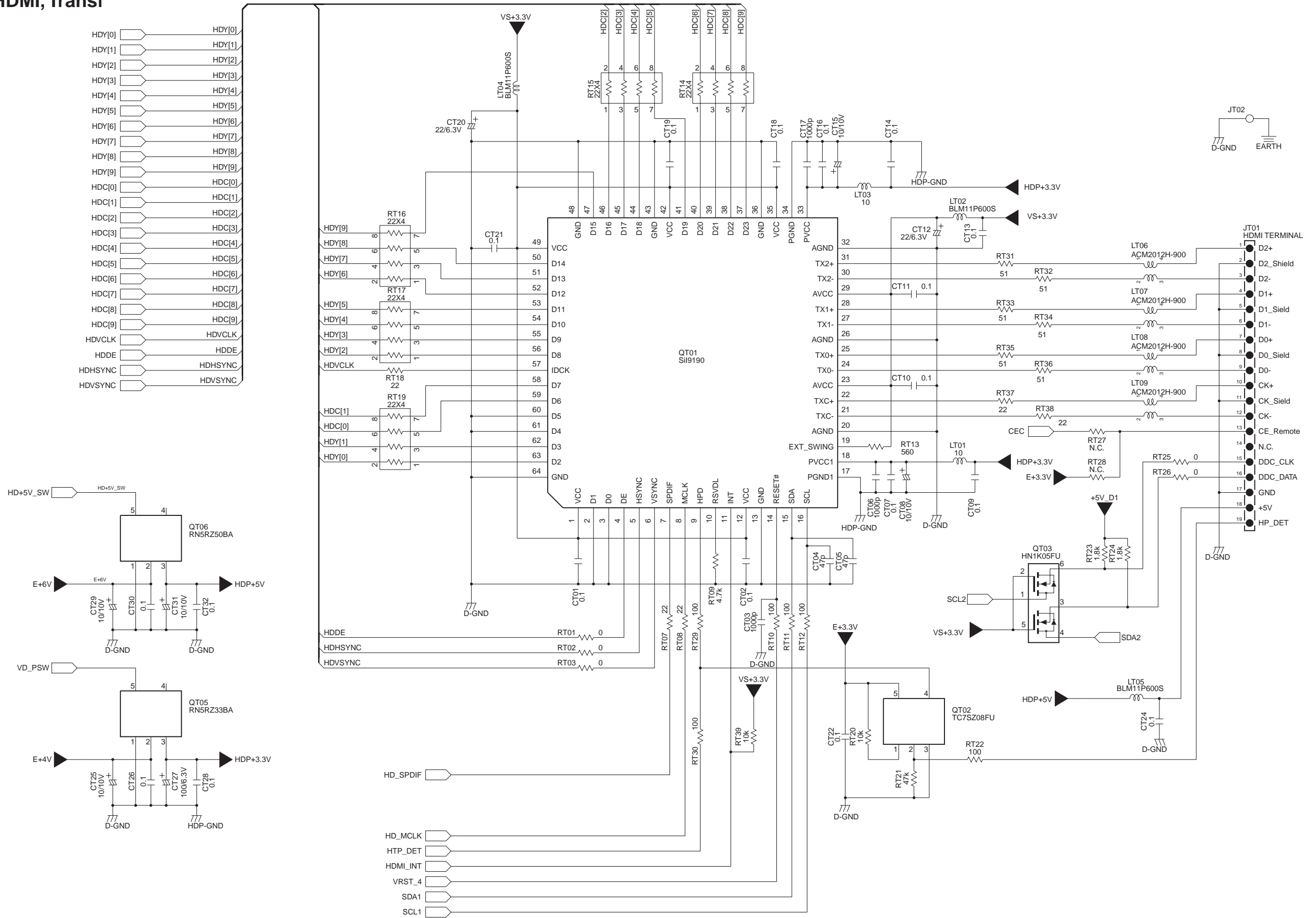
JA11-JA13, JA31-JS11, JS31	220K	210K
JC11-JC31	0	-
JA12, JA14, JA32, JA34, JA67		
JS12, JS32, JC12, JC32	-	0
JA15, JA16, JA35, JA36, JA15, JS35, JC15, JC35		
WA15, WA16, WA35, WA36, WA15, WS35, WC15, WC35		



# PT01 (1/3) Video (Scaler)

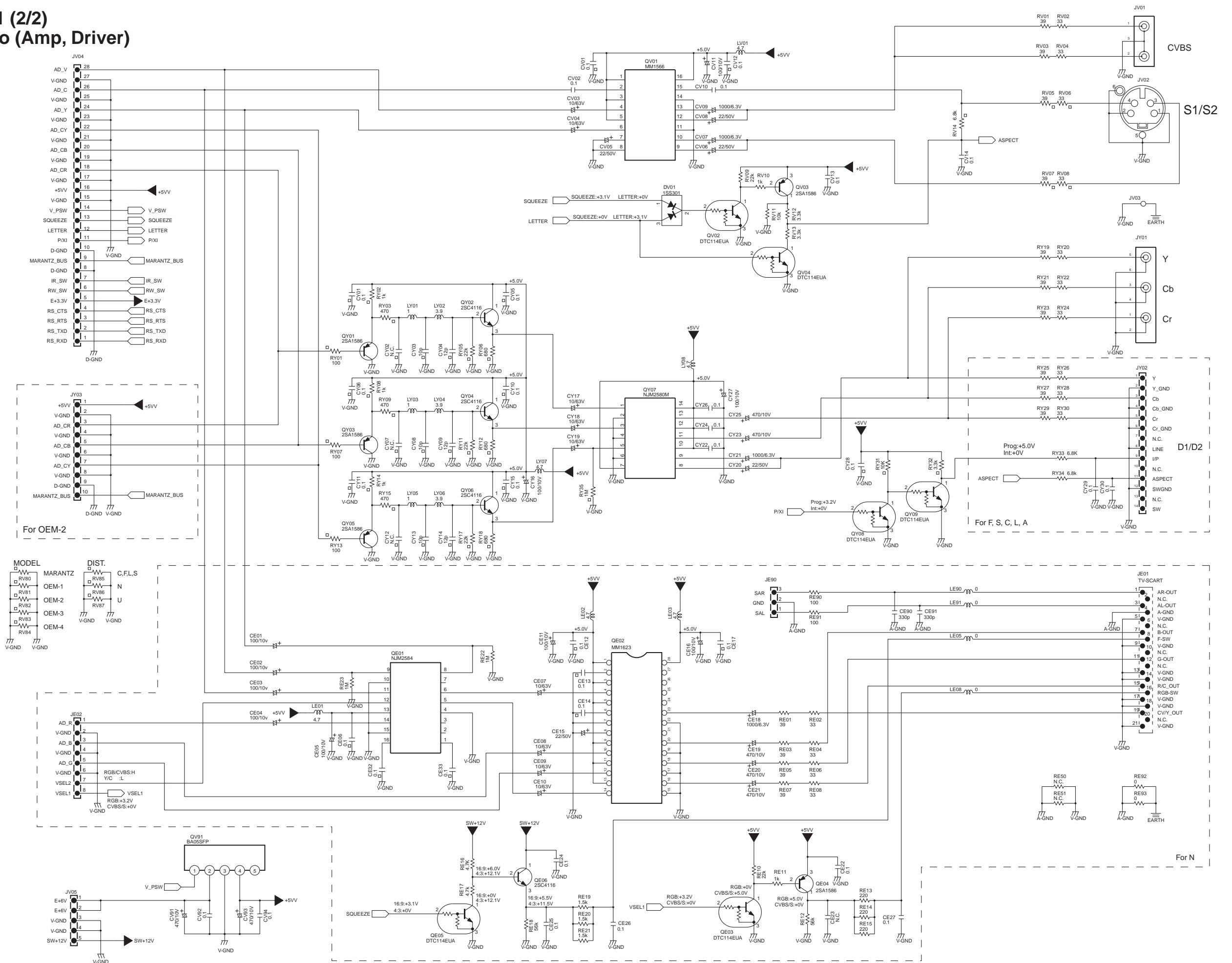


# PT01 (2/3) HDMI, Transf

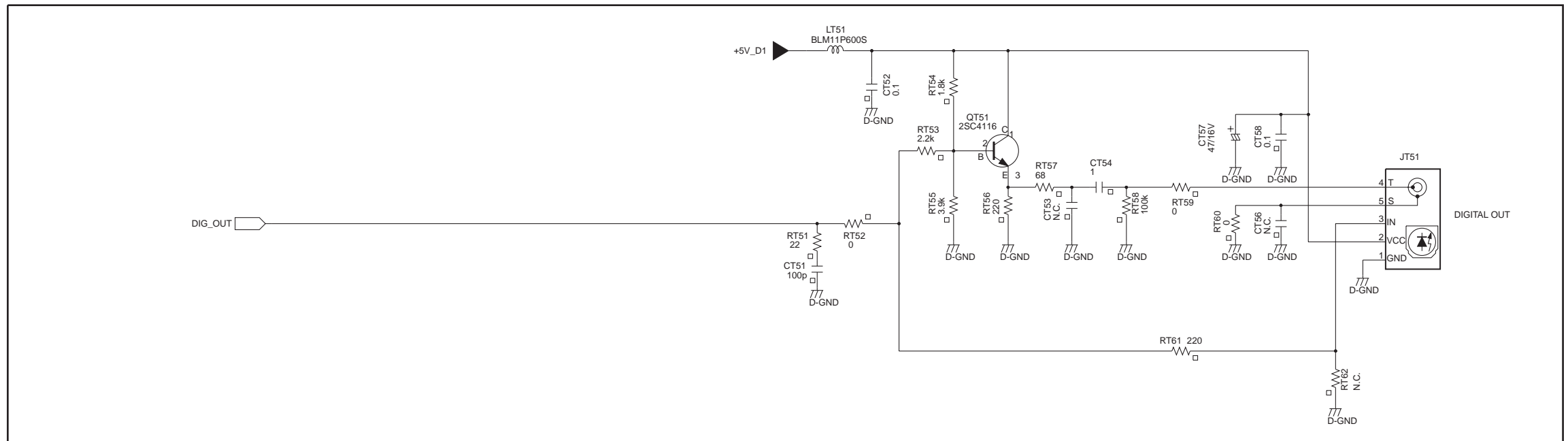




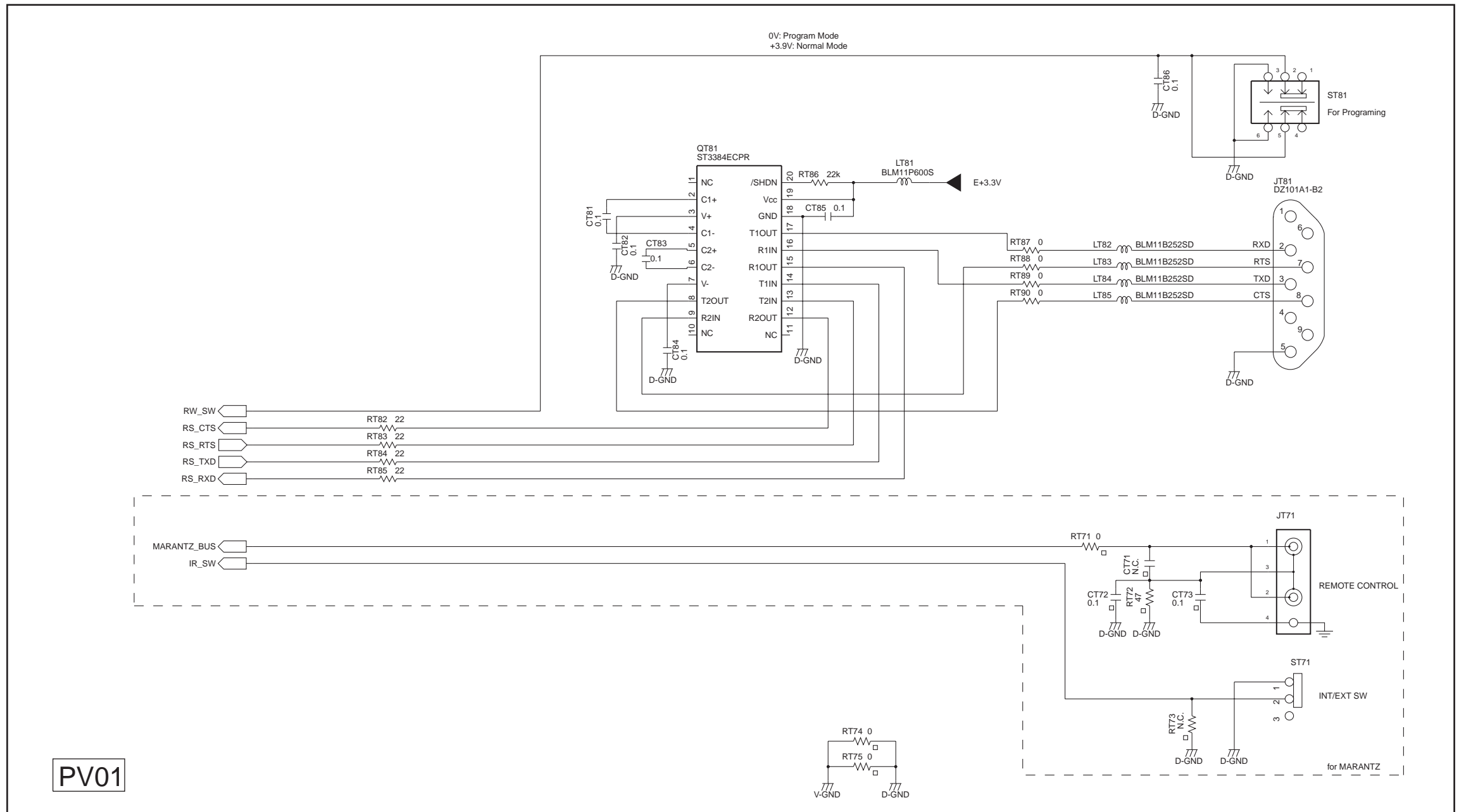
# PV01 (2/2) Video (Amp, Driver)



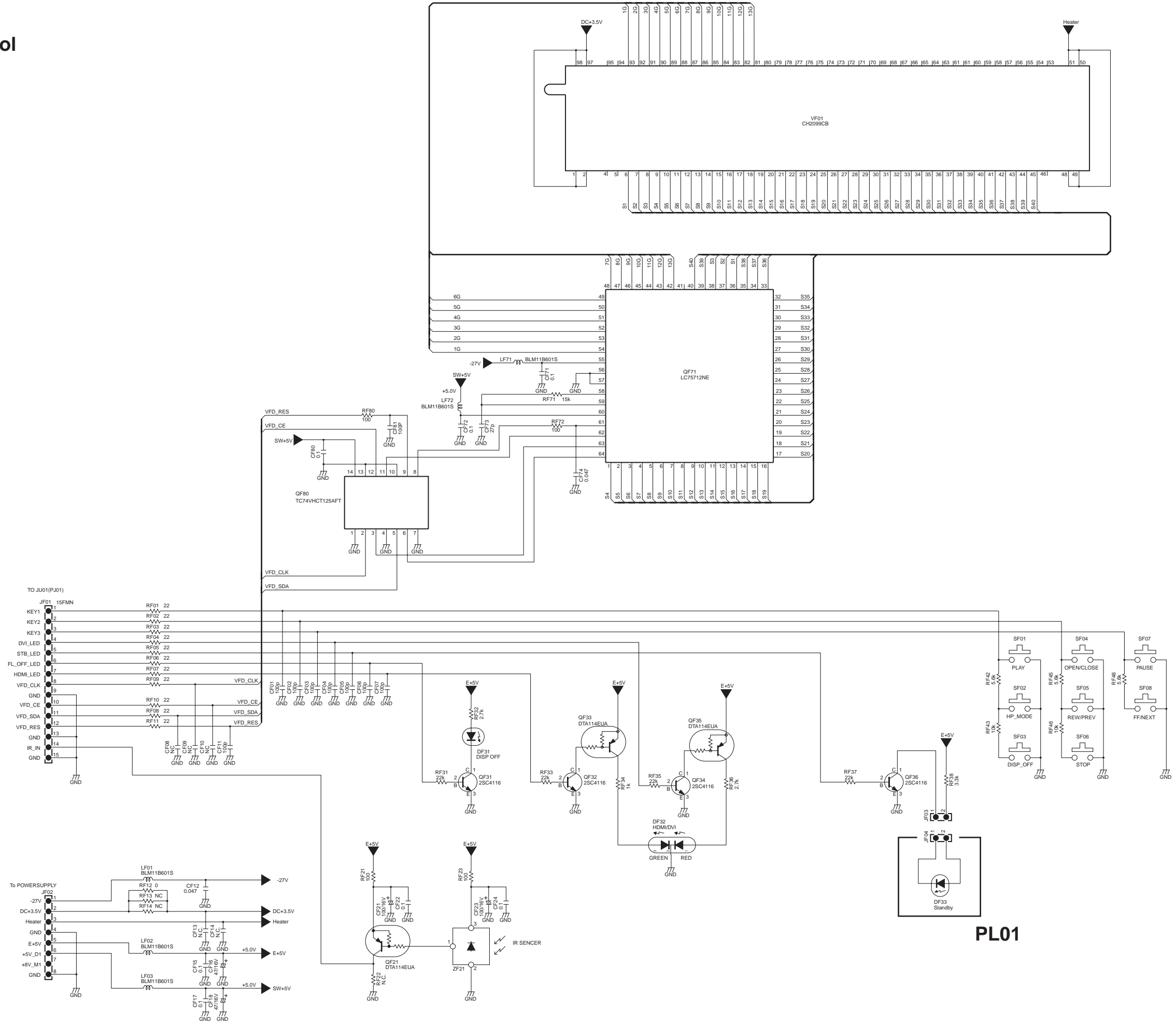
**PT01 (3/3)  
Remote**



**PV01 (1/2)**



# PF01 Display Control








# 14. PARTS LOCATION

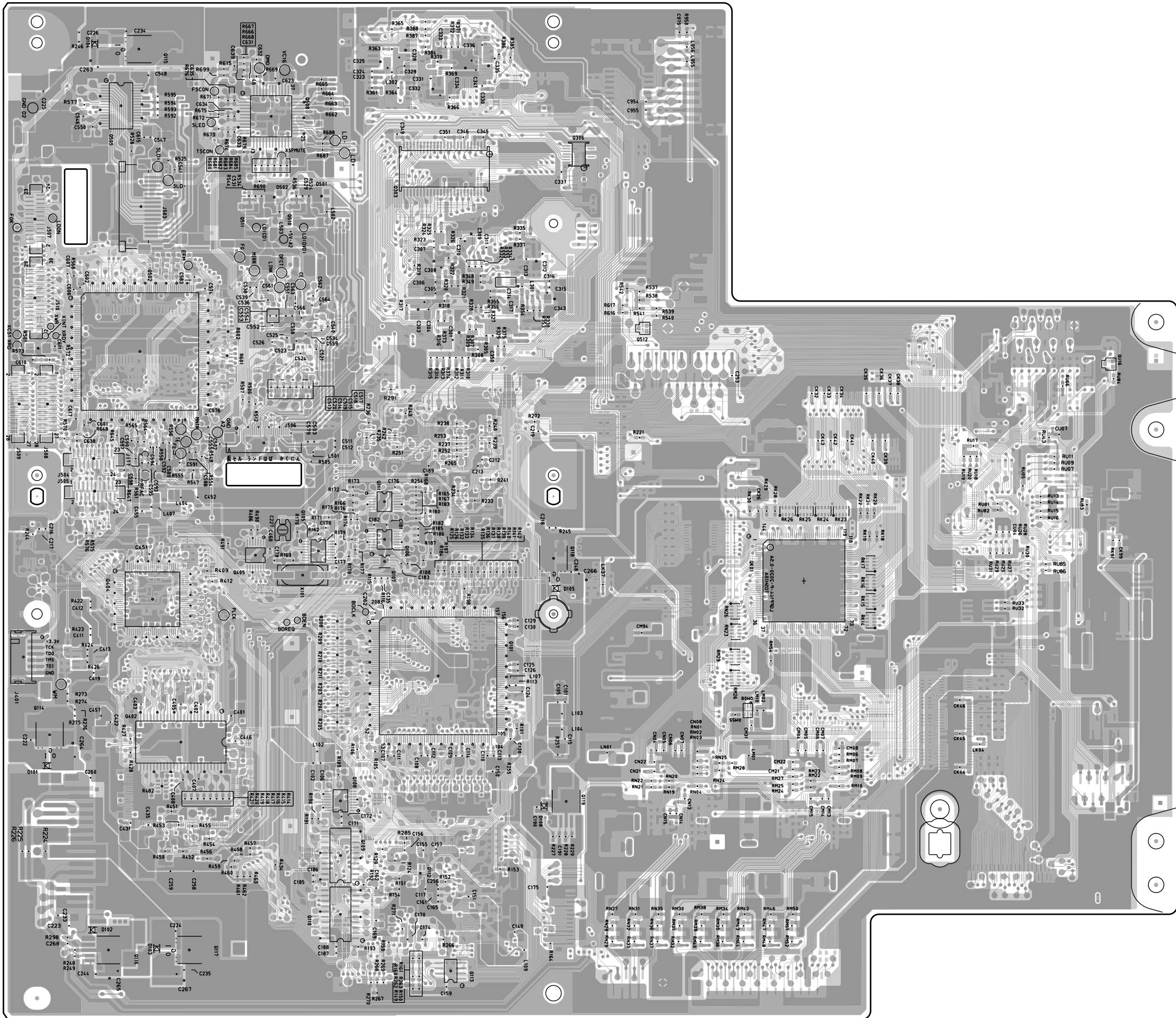
## PM01 A



- Q102
- Q401
- Q103
- Q403
- Q406
- Q507
- Q204
- Q205
- Q206
- Q207
- Q308
- Q301
- Q302
- Q304
- Q305
- Q950
- Q307
- Q305
- Q909
- QK91
- QK92
- QK93
- QK94
- QK95
- QK96
- QK97
- QK98
- QK99
- QK100
- QK101
- QK102
- QK103
- QK104
- QK105
- QK106
- QK107
- QK108
- QK109
- QK110
- QK111
- QK112
- QK113
- QK114
- QK115
- QK116
- QK117
- QK118
- QK119
- QK120
- QK121
- QK122
- QK123
- QK124
- QK125
- QK126
- QK127
- QK128
- QK129
- QK130
- QK131
- QK132
- QK133
- QK134
- QK135
- QK136
- QK137
- QK138
- QK139
- QK140
- QK141
- QK142
- QK143
- QK144
- QK145
- QK146
- QK147
- QK148
- QK149
- QK150
- QK151
- QK152
- QK153
- QK154
- QK155
- QK156
- QK157
- QK158
- QK159
- QK160
- QK161
- QK162
- QK163
- QK164
- QK165
- QK166
- QK167
- QK168
- QK169
- QK170
- QK171
- QK172
- QK173
- QK174
- QK175
- QK176
- QK177
- QK178
- QK179
- QK180
- QK181
- QK182
- QK183
- QK184
- QK185
- QK186
- QK187
- QK188
- QK189
- QK190
- QK191
- QK192
- QK193
- QK194
- QK195
- QK196
- QK197
- QK198
- QK199
- QK200
- QK201
- QK202
- QK203
- QK204
- QK205
- QK206
- QK207
- QK208
- QK209
- QK210
- QK211
- QK212
- QK213
- QK214
- QK215
- QK216
- QK217
- QK218
- QK219
- QK220
- QK221
- QK222
- QK223
- QK224
- QK225
- QK226
- QK227
- QK228
- QK229
- QK230
- QK231
- QK232
- QK233
- QK234
- QK235
- QK236
- QK237
- QK238
- QK239
- QK240
- QK241
- QK242
- QK243
- QK244
- QK245
- QK246
- QK247
- QK248
- QK249
- QK250
- QK251
- QK252
- QK253
- QK254
- QK255
- QK256
- QK257
- QK258
- QK259
- QK260
- QK261
- QK262
- QK263
- QK264
- QK265
- QK266
- QK267
- QK268
- QK269
- QK270
- QK271
- QK272
- QK273
- QK274
- QK275
- QK276
- QK277
- QK278
- QK279
- QK280
- QK281
- QK282
- QK283
- QK284
- QK285
- QK286
- QK287
- QK288
- QK289
- QK290
- QK291
- QK292
- QK293
- QK294
- QK295
- QK296
- QK297
- QK298
- QK299
- QK300
- QK301
- QK302
- QK303
- QK304
- QK305
- QK306
- QK307
- QK308
- QK309
- QK310
- QK311
- QK312
- QK313
- QK314
- QK315
- QK316
- QK317
- QK318
- QK319
- QK320
- QK321
- QK322
- QK323
- QK324
- QK325
- QK326
- QK327
- QK328
- QK329
- QK330
- QK331
- QK332
- QK333
- QK334
- QK335
- QK336
- QK337
- QK338
- QK339
- QK340
- QK341
- QK342
- QK343
- QK344
- QK345
- QK346
- QK347
- QK348
- QK349
- QK350
- QK351
- QK352
- QK353
- QK354
- QK355
- QK356
- QK357
- QK358
- QK359
- QK360
- QK361
- QK362
- QK363
- QK364
- QK365
- QK366
- QK367
- QK368
- QK369
- QK370
- QK371
- QK372
- QK373
- QK374
- QK375
- QK376
- QK377
- QK378
- QK379
- QK380
- QK381
- QK382
- QK383
- QK384
- QK385
- QK386
- QK387
- QK388
- QK389
- QK390
- QK391
- QK392
- QK393
- QK394
- QK395
- QK396
- QK397
- QK398
- QK399
- QK400
- QK401
- QK402
- QK403
- QK404
- QK405
- QK406
- QK407
- QK408
- QK409
- QK410
- QK411
- QK412
- QK413
- QK414
- QK415
- QK416
- QK417
- QK418
- QK419
- QK420
- QK421
- QK422
- QK423
- QK424
- QK425
- QK426
- QK427
- QK428
- QK429
- QK430
- QK431
- QK432
- QK433
- QK434
- QK435
- QK436
- QK437
- QK438
- QK439
- QK440
- QK441
- QK442
- QK443
- QK444
- QK445
- QK446
- QK447
- QK448
- QK449
- QK450
- QK451
- QK452
- QK453
- QK454
- QK455
- QK456
- QK457
- QK458
- QK459
- QK460
- QK461
- QK462
- QK463
- QK464
- QK465
- QK466
- QK467
- QK468
- QK469
- QK470
- QK471
- QK472
- QK473
- QK474
- QK475
- QK476
- QK477
- QK478
- QK479
- QK480
- QK481
- QK482
- QK483
- QK484
- QK485
- QK486
- QK487
- QK488
- QK489
- QK490
- QK491
- QK492
- QK493
- QK494
- QK495
- QK496
- QK497
- QK498
- QK499
- QK500
- QK501
- QK502
- QK503
- QK504
- QK505
- QK506
- QK507
- QK508
- QK509
- QK510
- QK511
- QK512
- QK513
- QK514
- QK515
- QK516
- QK517
- QK518
- QK519
- QK520
- QK521
- QK522
- QK523
- QK524
- QK525
- QK526
- QK527
- QK528
- QK529
- QK530
- QK531
- QK532
- QK533
- QK534
- QK535
- QK536
- QK537
- QK538
- QK539
- QK540
- QK541
- QK542
- QK543
- QK544
- QK545
- QK546
- QK547
- QK548
- QK549
- QK550
- QK551
- QK552
- QK553
- QK554
- QK555
- QK556
- QK557
- QK558
- QK559
- QK560
- QK561
- QK562
- QK563
- QK564
- QK565
- QK566
- QK567
- QK568
- QK569
- QK570
- QK571
- QK572
- QK573
- QK574
- QK575
- QK576
- QK577
- QK578
- QK579
- QK580
- QK581
- QK582
- QK583
- QK584
- QK585
- QK586
- QK587
- QK588
- QK589
- QK590
- QK591
- QK592
- QK593
- QK594
- QK595
- QK596
- QK597
- QK598
- QK599
- QK600
- QK601
- QK602
- QK603
- QK604
- QK605
- QK606
- QK607
- QK608
- QK609
- QK610
- QK611
- QK612
- QK613
- QK614
- QK615
- QK616
- QK617
- QK618
- QK619
- QK620
- QK621
- QK622
- QK623
- QK624
- QK625
- QK626
- QK627
- QK628
- QK629
- QK630
- QK631
- QK632
- QK633
- QK634
- QK635
- QK636
- QK637
- QK638
- QK639
- QK640
- QK641
- QK642
- QK643
- QK644
- QK645
- QK646
- QK647
- QK648
- QK649
- QK650
- QK651
- QK652
- QK653
- QK654
- QK655
- QK656
- QK657
- QK658
- QK659
- QK660
- QK661
- QK662
- QK663
- QK664
- QK665
- QK666
- QK667
- QK668
- QK669
- QK670
- QK671
- QK672
- QK673
- QK674
- QK675
- QK676
- QK677
- QK678
- QK679
- QK680
- QK681
- QK682
- QK683
- QK684
- QK685
- QK686
- QK687
- QK688
- QK689
- QK690
- QK691
- QK692
- QK693
- QK694
- QK695
- QK696
- QK697
- QK698
- QK699
- QK700
- QK701
- QK702
- QK703
- QK704
- QK705
- QK706
- QK707
- QK708
- QK709
- QK710
- QK711
- QK712
- QK713
- QK714
- QK715
- QK716
- QK717
- QK718
- QK719
- QK720
- QK721
- QK722
- QK723
- QK724
- QK725
- QK726
- QK727
- QK728
- QK729
- QK730
- QK731
- QK732
- QK733
- QK734
- QK735
- QK736
- QK737
- QK738
- QK739
- QK740
- QK741
- QK742
- QK743
- QK744
- QK745
- QK746
- QK747
- QK748
- QK749
- QK750
- QK751
- QK752
- QK753
- QK754
- QK755
- QK756
- QK757
- QK758
- QK759
- QK760
- QK761
- QK762
- QK763
- QK764
- QK765
- QK766
- QK767
- QK768
- QK769
- QK770
- QK771
- QK772
- QK773
- QK774
- QK775
- QK776
- QK777
- QK778
- QK779
- QK780
- QK781
- QK782
- QK783
- QK784
- QK785
- QK786
- QK787
- QK788
- QK789
- QK790
- QK791
- QK792
- QK793
- QK794
- QK795
- QK796
- QK797
- QK798
- QK799
- QK800
- QK801
- QK802
- QK803
- QK804
- QK805
- QK806
- QK807
- QK808
- QK809
- QK810
- QK811
- QK812
- QK813
- QK814
- QK815
- QK816
- QK817
- QK818
- QK819
- QK820
- QK821
- QK822
- QK823
- QK824
- QK825
- QK826
- QK827
- QK828
- QK829
- QK830
- QK831
- QK832
- QK833
- QK834
- QK835
- QK836
- QK837
- QK838
- QK839
- QK840
- QK841
- QK842
- QK843
- QK844
- QK845
- QK846
- QK847
- QK848
- QK849
- QK850
- QK851
- QK852
- QK853
- QK854
- QK855
- QK856
- QK857
- QK858
- QK859
- QK860
- QK861
- QK862
- QK863
- QK864
- QK865
- QK866
- QK867
- QK868
- QK869
- QK870
- QK871
- QK872
- QK873
- QK874
- QK875
- QK876
- QK877
- QK878
- QK879
- QK880
- QK881
- QK882
- QK883
- QK884
- QK885
- QK886
- QK887
- QK888
- QK889
- QK890
- QK891
- QK892
- QK893
- QK894
- QK895
- QK896
- QK897
- QK898
- QK899
- QK900
- QK901
- QK902
- QK903
- QK904
- QK905
- QK906
- QK907
- QK908
- QK909
- QK910
- QK911
- QK912
- QK913
- QK914
- QK915
- QK916
- QK917
- QK918
- QK919
- QK920
- QK921
- QK922
- QK923
- QK924
- QK925
- QK926
- QK927
- QK928
- QK929
- QK930
- QK931
- QK932
- QK933
- QK934
- QK935
- QK936
- QK937
- QK938
- QK939
- QK940
- QK941
- QK942
- QK943
- QK944
- QK945
- QK946
- QK947
- QK948
- QK949
- QK950




PM01 B



- Q306
- Q303
- Q508
- Q505
- Q510
- Q511
- Q512
- Q502
- Q111
- Q106
- Q105
- Q101
- Q405
- Q404
- Q119
- Q402
- Q108
- Q112
- Q113
- Q110
- Q117
- Q116
- QU16
- QK01
- Q118
- Q101
- Q405
- QM08
- Q119
- Q402
- Q108
- Q112
- Q113
- Q110
- Q117
- Q116



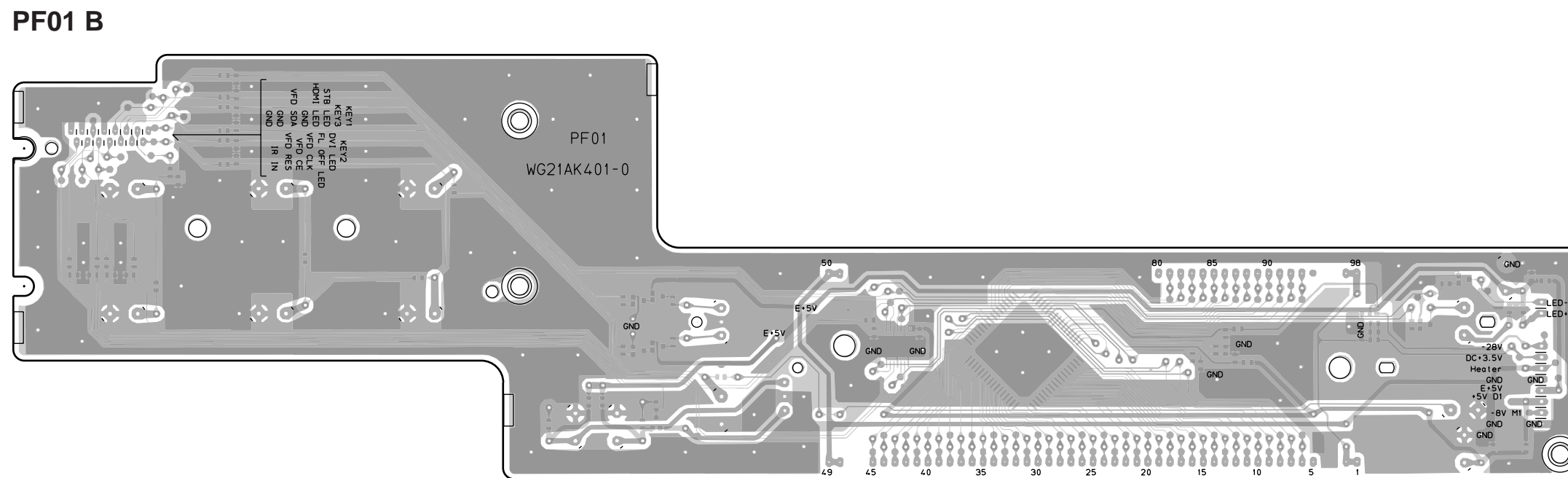
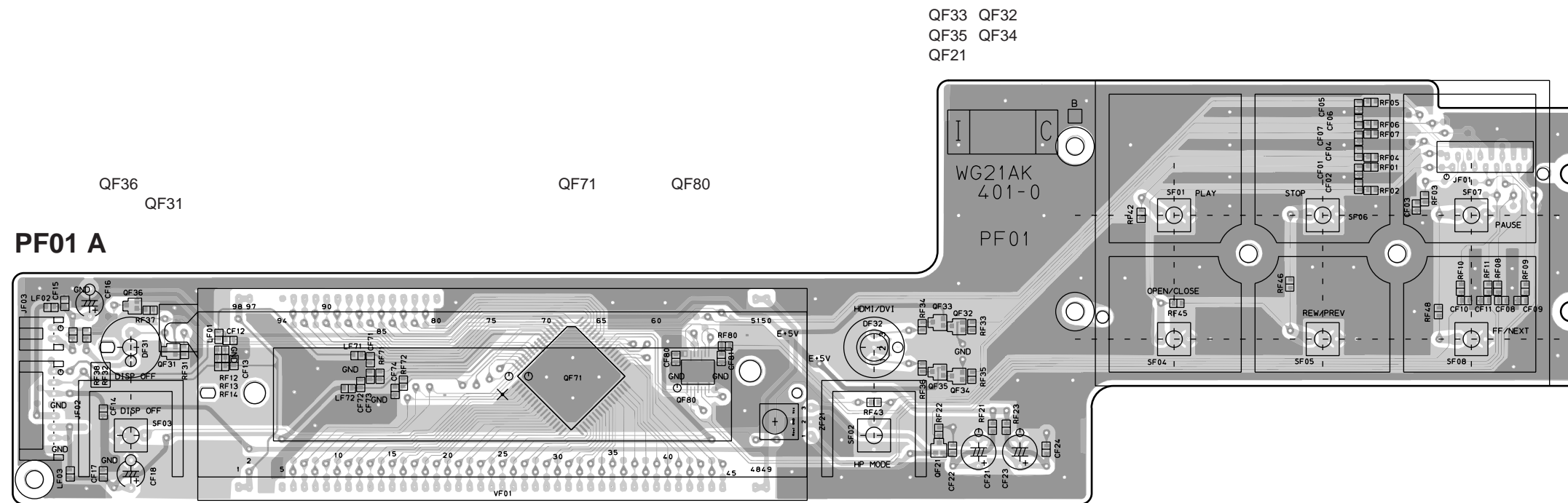




**鉛フリー半田**  
 半田付けには、鉛フリー半田 (Sn-Ag-Cu) を使用してください。

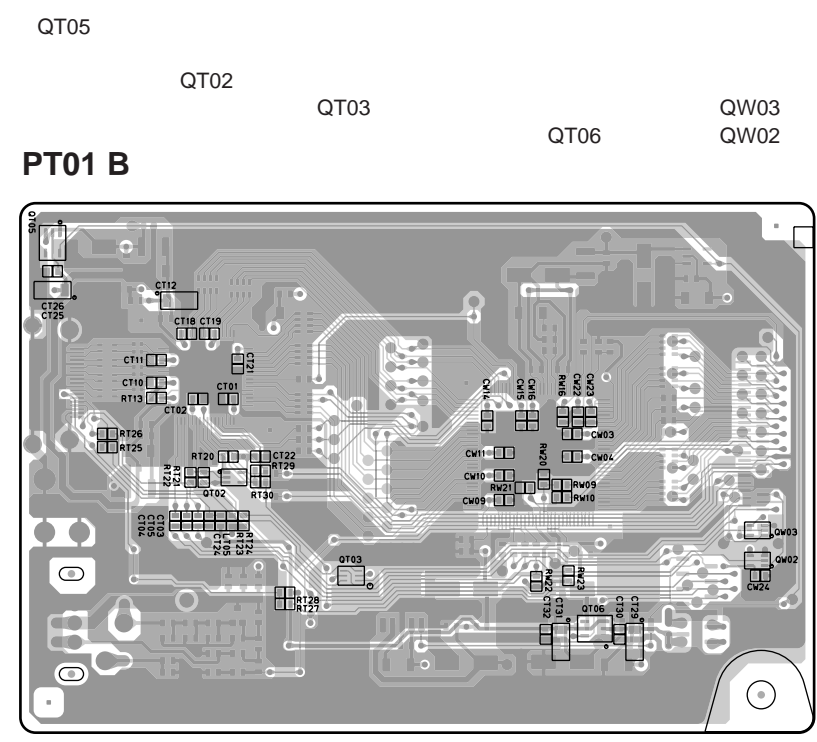
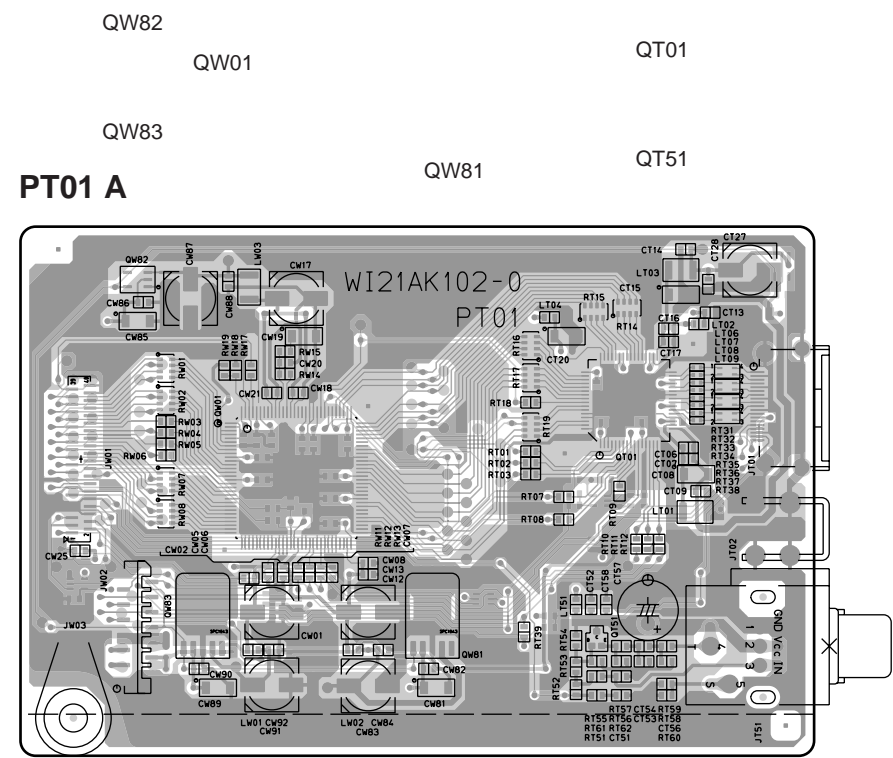
**Lead-free Solder**  
 When soldering, use the Lead-free Solder (Sn-Ag-Cu).





**鉛フリー半田**  
半田付けには、鉛フリー半田 (Sn-Ag-Cu) を使用してください。

**Lead-free Solder**  
When soldering, use the Lead-free Solder (Sn-Ag-Cu).





## 15. MICROPROCESSOR AND IC DATA

### QU01: H8S/2238R

Pin	PORT	Signal name	I/O	Contents of control	
1	PE5/D5	V_PSW	O	Power supply control for VIDEO.	L
2	PE6/D6	P/XI	O	Progressive=H	
3	PE7/D7	N.C.	I		
4	PD0/D8	DB4	O	LCD DRIVER DATA 4	
5	PD1/D9	DB5	O	LCD DRIVER DATA 5	
6	PD2/D10	DB6	O	LCD DRIVER DATA 6	
7	PD3/D11	DB7	O	LCD DRIVER DATA 7	
8	PD4/D12	E	O	Write enable for LCD DRIVER	
9	PD5/D13	R/W	O	Read/Write for LCD DRIVER	
10	PD6/D14	RS	O	Instruction for LCD DRIVER, Select data	
11	PD7/D15	N.C.	I		
12	CVCC				
13	PC0/A0	N.C.	I		
14	VSS				
15	PC1/A1	STB_CONT	O	STB=L, POWER=H	L
16	PC2/A2	STB_LED	O	LED for standby	H
17	PC3/A3	FL_OFF_LED	O	LED for FL OFF	H
18	PC4/A4	DHD	I	Head Phone detection port, Head Phone=L	L
19	PC5/A5	BYPASS	O	A.DSP bypass signal, Bypass=L	L
20	PC6/A6	N.C.	I		
21	PC7/A7	N.C.	I		
22	PB0/A8/TIOCA3	VRST_1	O	Reset for CD0040AF	L
23	PB1/A9/TIOCB3	VRST_2	O	Reset for ADV7314/7310	L
24	PB2/A10/TIOCC3	VRST_3	O	Reset for PD0280B (Scaler)	L
25	PB3/A11/TIOCD3	VRST_4	O	Reset for SiI9290 (HDMI)	L
26	PB4/A12/TIOCA4	N.C.	I		
27	PB5/A13/TIOCB4	N.C.	I		
28	PB6/A14/TIOCA5	MC_RST	O	Reset for B/E	L
29	PB7/A15/TIOCB5	B/EON	I	STB mode input port for B/E	
30	PA0/A16	N.C.	I		
31	PA1/A17/TxD2	DATAO_OP	O	Data output port for B/E	
32	PA2/A18/RxD2	DATAI_OP	I	Data input port for B/E	
33	PA3/A19/SCK2	CLK_OP	O	Clock input port for B/E	
34	P10/TIOCA0/DACK0/A20	IR_IN	I	Input capture	
35	P11/TIOCB0/DACK1/A21	N.C.	I		
36	P12/TIOCC0/TCLKA/A22	N.C.	I		
37	P13/TIOCD0/TCLKB/A23	N.C.	I		
38	P14/TIOCA1/IRQ0	CS_OP	I	External interruption (Chip selection input port for B/E)	
39	P15/TIOCB1/TCLKC	/DFRES	I	Circumference IC.)	
40	P16/TIOCA2/IRQ1	DSPREQ1	I	Interruption REQ1 for ADSP	
41	P17/TIOCB2/TCLKD	N.C.	I		
42	AVSS	GND			
43	P97/DA1	N.C.	I		
44	P96/DA0	N.C.	I		
45	P47/AN7	BIT2	I	Version distinction 3	
46	P46/AN6	BIT1	I	Version distinction 2	
47	P45/AN5	BIT0	I	Version distinction 1	
48	P44/AN4	SELECT	I	Model distinction	L:DV8500 H:OEM
49	P43/AN3	KEY4	I	KEY_4 input	
50	P42/AN2	KEY3	I	KEY_3 input	
51	P41/AN1	KEY2	I	KEY_2 input	
52	P40/AN0	KEY1	I	KEY_1 input	
53	Vref				
54	AVCC				
55	MD0				
56	MD1				
57	OSC2				
58	OSC1				
59	RES	CPU_RST		CPU reset signal	


Pin	PORT	Signal name	I/O	Contents of control	
60	NMI				
61	STBY				
62	VCC			Power supply	
63	XTAL				
64	VSS	GND			
65	EXTAL				
66	"FEW"				
67	MD2				
68	PF7	VFD_CLK	O	Clock output port for LC75712.	Software serial
69	PF6	VFD_CE	O	Chip enable output port for LC75712.	
70	PF5/RD	VFD_SDA	O	Data output port for LC75712.	Software serial
71	PF4/HWR	VFD_RES	O	Reset for LC75712.	
72	PF3/LWR/ADTRG/IRQ3	KEY4	I	External interruption (POWER/STANDBY SW detection)	
73	PF2/WAIT	N.C.	I		
74	PF1/BACK/BUZZ	CTS	I	CTS input of RS232C	
75	PF0/BREQ/IRQ2	RTS	O	RTS input of RS232C	
76	P30/TxD0	RS_TXD/TXD2	O	RS232C output	
77	P31/RxD0	RS_RXD/RXD2	I	RS232C input	
78	P32/SCK0/SDA1/IRQ4	SDA1	I/O	EEPROM/ADV7310/ADV7314	
79	P33/TxD1/SCL1	SCL1	O	EEPROM/ADV7310/ADV7314	
80	P34/RxD1/SDA0	SDA2	I/O	HDMI	
81	P35/SCK1/SCL0/IRQ5	SDA2	O	HDMI	
82	P36	SCS	O	Chip selection port for A.DSP.	
83	P77/TxD3	DSPDOUT	O	Serial data output port for A.DSP.	
84	P76/RxD3	DSPDIN	I	Serial data input port for A.DSP.	
85	P75/TMO3/SCK3	DSPCLK	O	Clock output port for A.DSP.	
86	P74/TMO2/MRES	FCS	O	Chip selection port for A.DSP.	L
87	P73/TMO1/TEND1/CS7	HINBSY	I		
88	P72/TMO0/TEND0/CS6	RSTDSP	O	Reset for A.DSP.	L
89	P71/TMRI23/TMCI23/DREQ1/CS5	FILT_SEL	I	Audio DAC detection	
90	P70/TMRI01/TMCI01/DREQ0/CS4	DIR_DSD	I	Audio DAC detection	
91	PG0/IRQ6	DSPREQ2	I	Interruption REQ2 for ADSP	
92	PG1/CS3/IRQ7	HDMI_INT	I	Interruption signal for SiI9190	L
93	PG2/CS2	CCLK	O	Clock for CS4398 DAC	Software serial
94	PG3/CS1	CDOUT	O	Data output port for CS4398 DAC	Software serial
95	PG4/CS0	CDIN	I	Data input for CS4398 DAC	Software serial
96	PE0/D0	CS1	O	Chip selection port for CS4398 DAC	L
97	PE1/D1	CS2	O	Chip selection port for CS4399 DAC	L
98	PE2/D2	RST	O	Reset for CS4398 DAC	L
99	PE3/D3	DAC_MUTE1	O	Mute for audio	L
100	PE4/D4	DAC_MUTE2	O	Mute for audio	L

PM01 / Q102(Back End microprocessor) : M32102S6FP

Pin	PORT	SIGNAL NAME	I/O	DESCRIPTION
1	SBI#	---	I	PULL UP
2	DBI#	DBI	I	JTAG
3	TDO	TDO	O	JTAG
4	TDI	TDI	I	JTAG
5	TMS	TMS	I	JTAG
6	TCK	TCK	I	JTAG
7	TRSYNC#	N.C.	O	
8	EVENT1	N.C.	O	
9	EVENT0	N.C.	O	
10	VSS	GND		
11	BCLK	N.C.	O	
12	VCCX	+3.3V		
13	MODE1	---	I	PULL UP
14	MODE0	---	I	GND
15	TRST#	MC_TRST	I	JTAG
16	RESET#	MC_RST	I	Reset signal for the microprocessor. RESET=L
17	VCC	+2.5V		
18	XIN	27MHz	I	System clock input (27MHz)
19	VSS	GND		
20	XOUT	N.C.	O	System clock output. (27MHz)
21	PLLVCC	+2.5V		Power supply for PLL.
22	PLLCAP	---	I	Filter for PLL.
23	PLLVSS	GND		GND for PLL
24	P56/SCLK1	DRVCLK	O	Clock output to CXD1185.
25	P54/TXD1	DRVRX	O	Serial data output to CXD1185.
26	P55/RXD1	DRVTX	C	Input serial data from CXD1185.
27	VCCX	+3.3V		
28	TEST	GND		
29	TRCLK	N.C.	O	
30	VSS	GND		
31	P57/CTS1#/RTS1#	DRVRDY	I	Ready signal from CXD1185. Ready=L
32	P52/SCLK0	CLK_OP	O	Clock output for serial transmission to panel microprocessor.
33	TRDATA0	N.C.	O	
34	P50/TXD0	DATAI_OP	O	Serial data output to panel microprocessor.
35	P51/RXD0	DATAO_OP	I	Serial data input from panel microprocessor.
36	P53/CTS0#/RTS0#	CS_OP	O	Chip select output to panel microprocessor.
37	P71/INT0	DRVIRQ	I	The interruption demand from CXD1185. Interruption=L
38	P72/INT1	MC_INTR	I	The interruption demand from M65776. Interruption=L
39	P73/INT2	MC_INT2	I	The interruption demand from M65776. Interruption=L
40	TRDATA1	N.C.	O	
41	P74/INT3	SVA_INT3	I	The interruption demand from M65776. Interruption=L
42	VCCX	+3.3V		
43	VSS	GND	I	
44	P75/INT4/MFT0A/MFT2B	SELDSD	O	DSD selection output. DSD=H
45	P76/INT5/MFT1A/MFT0B	DSDRST	O	Reset signal for the CXD2753. RESET=L
46	TRDATA2	N.C.	O	
47	P77/INT6/MFT2A/MFT1B	V_CONT	O	Tray control output. (PWM)
48	TRDATA3	N.C.	O	
49	D31/P47	N.C.	O	
50	D30/P46/RTS4#	N.C.	O	
51	D29/P45/CTS4#	MSREADY	I	Ready signal output to CXD2753. Completion=L
52	VCC	+2.5V		
53	D28/P44/SCLK4	MSCK	O	Clock output to CXD2753.
54	VSS	GND		
55	D27/P43/RXD4	MSDATAO	I	Data input from CXD2753.
56	D26/P42/TXD4	MSDATAI	O	Data output to CXD2753.
57	D25/P41/RTS3#	V_SDA	I/O	IIC data.
58	D24/P40/CTS3#	V_SCL	O	IIC clock
59	TRDATA4	N.C.	O	
60	TRDATA5	N.C.	O	
61	TRDATA6	N.C.	O	
62	VCCX	+3.3V		
63	TRDATA7	N.C.	O	
64	D23/P37/SCLK3	N.C.	O	
65	D22/P36/RXD3	SMUTE	O	MUTE for CXD2753. MUTE ON=H
66	D21/P35/TXD3	N.C.	O	
67	D20/P34/RTS2#	---	I	PULL DOWN
68	D19/P33/CTS2#	/DFRES	O	Initialization on a panel microprocessor. Completion=L
69	D18/P32/SCLK2	XMSLAT	O	Latch output to CXD2753•
70	D17/P31/RXD2	CDDA	O	Select CDDA direction. Direct=H
71	VSS	GND		
72	D16/P30/TXD2	B/EON	O	B/E state Standby=L, Power ON=H

Pin	PORT	SIGNAL NAME	I/O	DESCRIPTION
73	D15	HD15	I/O	Data I/O
74	D14	HD14	I/O	Data I/O
75	D13	GD13	I/O	Data I/O
76	VCCX	+3.3V		
77	D12	HD12	I/O	Data I/O
78	D11	HD11	I/O	Data I/O
79	D10	HD10	I/O	Data I/O
80	VSS	GND		
81	D9	HD9	I/O	Data I/O
82	D8	HD8	I/O	Data I/O
83	D7	HD7	I/O	Data I/O
84	D6	HD6	I/O	Data I/O
85	D5	HD5	I/O	Data I/O
86	D4	HD4	I/O	Data I/O
87	D3	HD3	I/O	Data I/O
88	D2	HD2	I/O	Data I/O
89	D1	HD1	I/O	Data I/O
90	D0	HD0	I/O	Data I/O
91	ROMSZ	GND	I	PULL DOWN
92	VSS	GND		
93	HLDA#	N.C.	O	
94	HOLD#	---	I	PULL UP
95	VCCX	+3.3V		
96	BSEL0#	FROMCS	O	Chip enable to FlashROM
97	P03/BSEL1#	MC_BSEL1	O	Chip selection to M65776.
98	P04/BSEL2#	N.C.	O	
99	P05/BSEL3#	N.C.	O	
100	P06/BSEL4#	N.C.	O	
101	P07/BSEL5#	N.C.	O	
102	READY#	MC_RDY	I	Ready signal from M65776.
103	P17/RD/WR#	N.C.	O	
104	RS#	MC_RS	O	output enable to Flash ROM.
105	WS0#/DQM0	MC_WS0	O	Byte High Enable signal output
106	WS1#/DQM1	MC_WS1	O	Enable output of extended port
107	WS2#/DQM2/A30	A30	O	Address output
108	P27/WS3#/DQM3	DRVRS	O	Reset signal output to CXD1885. Reset=L
109	P67/DWE#	OPN_DRV	O	Tray Open/Close control output
110	P66/DCAS#	CLS_DRV	O	Tray Open/Close control output
111	P65/DRAS#	OPN_SW	I	Tray open detection signal. Detection=L
112	P64/DCAS1#	CLS_SW	I	Tray close detection signal. Detection=L
113	VCCX	+3.3V		
114	P63/DCS0#	RESET	O	Reset signal output to M65776. Reset=L
115	P62/DCKE	AMUTE	O	Audio mute control output. MUTE ON=L
116	A29/MA0	A29	O	Address output
117	A28/MA1	A28	O	Address output
118	A27/MA2	A27	O	Address output
119	A26/MA3	A26	O	Address output
120	A25/MA4	A25	O	Address output
121	VSS	GND		
122	A24/MA5	A24	O	Address output
123	A23/MA6	A23	O	Address output
124	A22/MA7	A22	O	Address output
125	A21/MA8	A21	O	Address output
126	A20/MA9	A20	O	Address output
127	VCC	+2.5V		
128	VSS	GND		
129	A19/MA10	A19	O	Address output
130	A18/MA11	A18	O	Address output
131	A17/MA12	A17	O	Address output
132	A16/MA13	A16	O	Address output
133	A15	A15	O	Address output
134	VCCX	+3.3V		
135	A14	A14	O	Address output
136	A13	A13	O	Address output
137	A12	A12	O	Address output
138	A11	A11	O	Address output
139	A10	A10	O	Address output
140	A9	A9	O	Address output
141	A8	N.C.	O	
142	VSS	GND		
143	P70	DSD/PCM	O	Select DSD/PCM. PCM=L
144	VCCX	+3.3V		

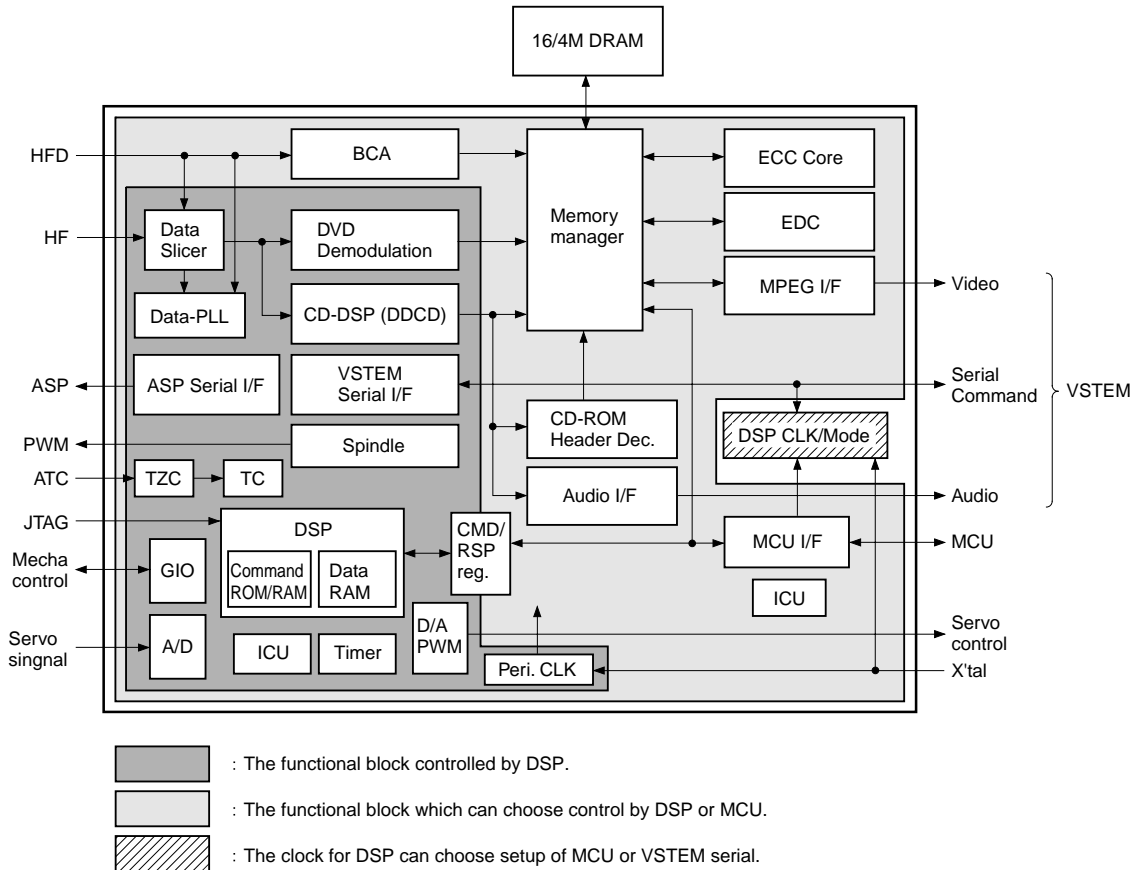
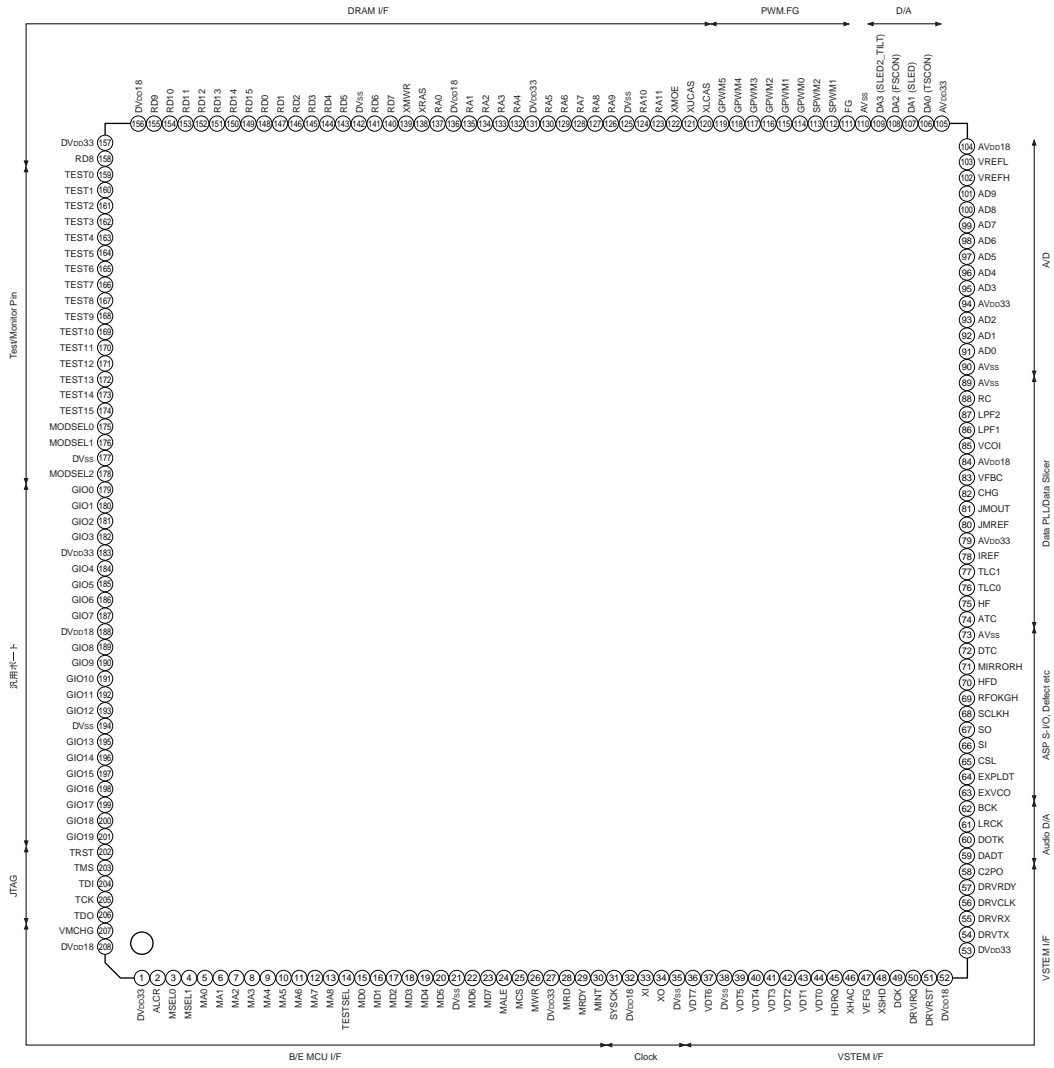
PM01 / Q501: CXD1881AR

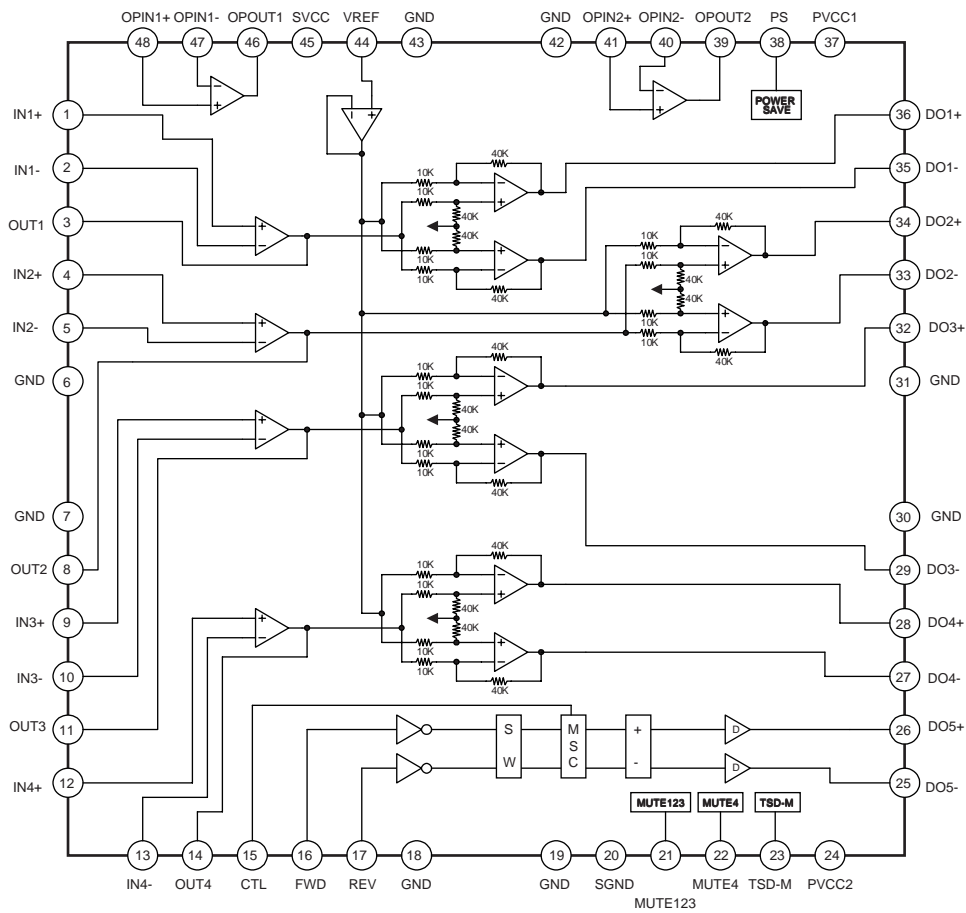







PM01 / Q502: CXD1885Q





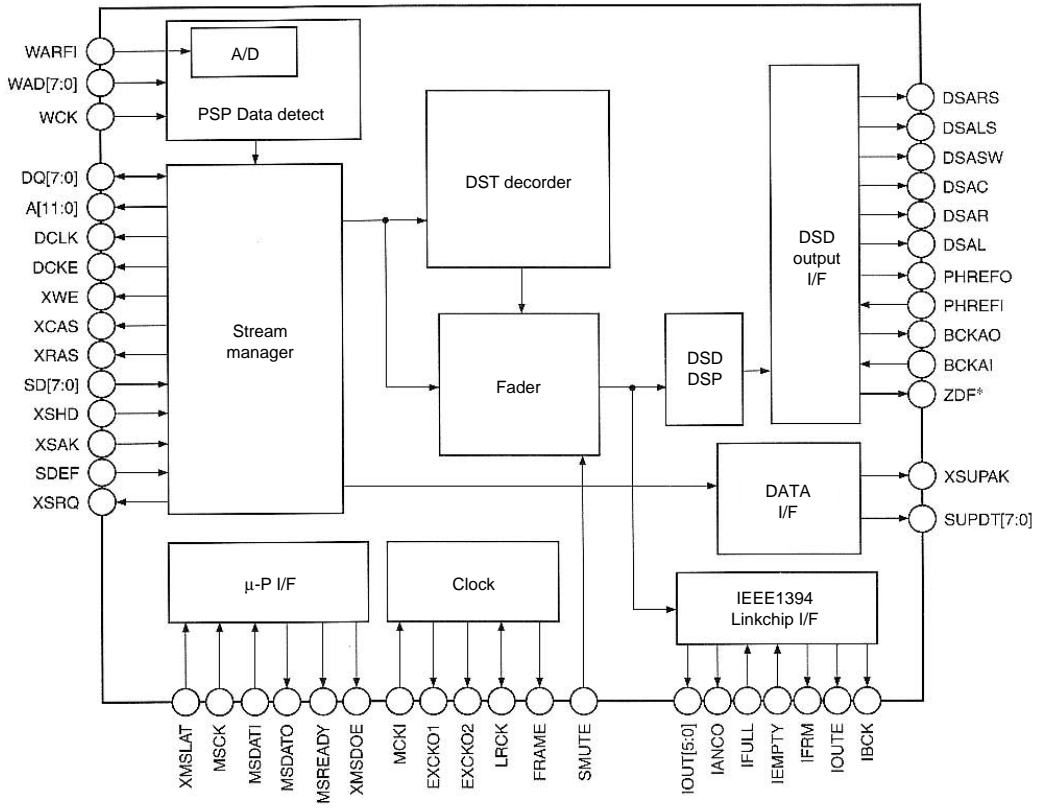



Pin Number	Pin Name	I/O	Pin Function Description
1	IN1	I	CH1 op-amp input (-)
2	IN1	I	CH1 op-amp input (-)
3	OUT1	O	CH1 op-amp output
4	IN2	I	CH2 op-amp input (-)
5	IN2	I	CH2 op-amp input (-)
6	GND	-	Ground
7	GND	-	Ground
8	OUT2	O	CH2 op-amp output
9	IN3+	I	CH3 op-amp input (+)
10	IN3	I	CH3 op-amp input (-)
11	OUT3	O	CH3 op-amp output
12	IN4+	I	CH4 op-amp input (+)
13	IN4	I	CH4 op-amp input (-)
14	OUT4	O	CH4 op-amp output
15	CTL	I	CH5 motor speed control
16	FWD	I	CH5 forward input
17	REV	I	CH5 reverse input
18	GND	-	Ground
19	GND	-	Ground
20	SGND	-	Signal Ground
21	MUTE123	I	Mute for CH1,2,3
22	MUTE4	I	Mute for CH4
23	TSD-M	O	TSD monitor
24	PVCC2	-	Power supply voltage 2 (For CH4, CH5)
25	DO5-	O	CH5 drive output (-)
26	DO5+	O	CH5 drive output (+)
27	DO4	O	CH4 drive output (-)
28	DO4+	O	CH4 drive output (+)
29	DO3	O	CH3 drive output (-)
30	GND	-	Ground
31	GND	-	Ground
32	DO3+	O	CH3 drive output (+)
33	DO2	O	CH2 drive output (-)
34	DO2+	O	CH2 drive output (+)
35	DO1	O	CH1 drive output (-)
36	DO1+	O	CH1 drive output (+)
37	PVCC1	-	Power supply voltage 1 (FOR CH1, CH2, CH3)
38	PS	I	Power save
39	OPOUT2	O	Normal op-amp2 output
40	OPIN2	I	Normal op-amp2 input (-)
41	OPIN2+	I	Normal op-amp2 input (+)
42	GND	-	Ground
43	GND	-	Ground
44	VREF	I	Bias voltage input
45	SVCC	-	Signal & OPAMPs supply voltage
46	OPOUT1	O	Normal op-amp1 output
47	OPIN1	I	Normal op-amp1 input (-)
48	OPIN1+	I	Normal op-amp1 input (+)

PM01 / Q404: EPM3128ATC100-10

Dedicated Pin	100-Pin TQFP	144-Pin TQFP	256-Pin FineLine BGA
INPUT/GCLK1	87	125	D9
INPUT/GCLRn	89	127	E8
INPUT/OE1	88	126	E9
INPUT/OE2/GCLK2	90	128	D8
TDI (1)	4	4	D4
TMS (1)	15	20	J6
TCK (1)	62	89	J11
TDO (1)	73	104	D13
GNDINT	38, 86	52, 57, 124, 129	A8, C9, G9, K8, P9
GNDIO	11, 26, 33, 43, 53, 59, 65, 74, 78, 95	3, 13, 17, 26, 33, 59, 64, 77, 85, 94, 105, 114, 135	A3, B10, C2, D14, E14, F6, G10, H8, J9, K7, L11, M2, M3, M14, P3, P6, P10, R2, R3, R10, T1, T8, T15
VCCINT (3.3 V Only)	39, 91	51, 58, 123, 130	B9, C8, G8, K9, P8
VCCIO (2.5 V or 3.3 V)	3, 18, 34, 51, 66, 82	24, 50, 73, 76, 95, 115, 144	B3, B5, C14, E15, F11, G3, G7, G15, H9, J8, K10, L3, L6, M15, P14, T2, T3
No Connect (N.C.)	—	1, 2, 12, 19, 34, 35, 36, 43, 46, 47, 48, 49, 66, 75, 90, 103, 108, 120, 121, 122	A1, A2, A4, A5, A6, A7, A9, A10, A11, A12, A13, A14, A15, A16, B1, B2, B4, B6, B7, B8, B11, B12, B13, B14, B 15, B16, C1, C3, C4, C6, C11, C13, C15, C16, D1, D2, D3, D15, D16, E1, E2, E3, E16, F1, F2, F15, F16, G1, G2, G14, G16, H1, H2, H15, H16, J1, J2, J15, J16, K1, 2, K3, K14, K15, K16, L1, L2, L15, L16, M1, M16, N1, N2, N3, N14, N15, N16, P1, P2, P4, P12, P13, P15, P16, R1, R4, R5, R6, R7, R8, R9, R11, R12, R13, R14, R15, R16, T4, T5, T6, T7, T9, T10, T11, T12, T13, T14, T16
Total User I/O Pins (2)	80	96	98

PM01 / Q401: CXD2753R



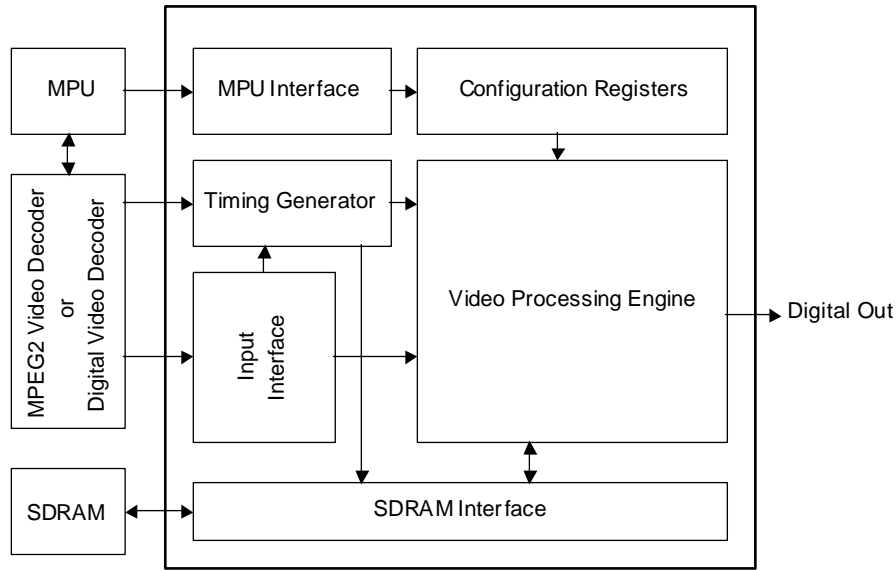


Fig. 2-1: System Block Diagram

### Pin Assignment of CD0040AF

108	ovdd	72	ivdd
107	ovss	71	cvdd
106	TEST4	70	ovss
105	TEST3	69	RFFI
104	WE	68	FILM
103	MCLK	67	CO9
102	CAS	66	CO8
101	DQM	65	CO7
100	RAS	64	CO6
99	ovss	63	CO5
98	ovdd	62	ovss
97	MA9	61	ovdd
96	MA11	60	CO4
95	MA8	59	CO3
94	MA10	58	CO2
93	ovdd	57	CO1
92	ovss	56	CO0
91	TEST5	55	ovss
90	ovss	54	cvss
89	MA7	53	ovdd
88	MA0	52	YO0
87	MA6	51	YO1
86	MA1	50	YO2
85	ovss	49	YO3
84	ovdd	48	YO4
83	MA5	47	ovss
82	MA2	46	ovdd
81	MA4	45	YO5
80	MA3	44	YO6
79	ovss	43	YO7
78	ovdd	42	YO8
77	MD16	41	YO9
76	MD17	40	CLKO
75	MD18	39	TEST2
74	MD19	38	TEST1
73	ovdd	37	cvdd
109	cvdd		
110	MD7		
111	MD8		
112	MD6		
113	MD9		
114	ovdd		
115	ovss		
116	MD5		
117	MD10		
118	MD4		
119	MD11		
120	ovdd		
121	ovss		
122	MD3		
123	MD12		
124	MD2		
125	MD13		
126	ovss		
127	cvss		
128	ovdd		
129	MD1		
130	MD14		
131	MD0		
132	MD15		
133	SLV		
134	RFFO		
135	SDA		
136	SCL		
137	SRN		
138	ovss		
139	cvdd		
140	PLL_VDD		
141	VPDX		
142	TEST6		
143	PLL_GND		
144	ivdd		
1	ovdd		
2	CLKI		
3	TEST7		
4	PLL_EN		
5	P10		
6	P11		
7	P12		
8	P13		
9	P14		
10	P15		
11	P16		
12	P17		
13	P18		
14	P19		
15	NHSI		
16	NVSI		
17	ovss		
18	THRM		
19	ovss		
20	NVSO		
21	NHSO		
22	PO9		
23	PO8		
24	PO7		
25	PO6		
26	ovdd		
27	ovss		
28	PO5		
29	PO4		
30	PO3		
31	PO2		
32	PO1		
33	PO0		
34	TEST0		
35	ovss		
36	ovdd		

No.	Name	I/O <sup>1</sup>	Attribute	Functional Description
1	OVDD	P	-	Positive supply voltage(+3.3V) for Pad Ring
2	CLKI	In	CMOS	System Clock Input (27MHz)
3	TEST7	In	CMOS	Test purpose only(must be connected to Ground)
4	PLL_EN	In	CMOS	PLL enable
5	PI0	In	CMOS	ITU-R BT.656/601 Input (LSB)
6	PI1	In	CMOS	ITU-R BT.656/601 Input
7	PI2	In	CMOS	ITU-R BT.656/601 Input
8	PI3	In	CMOS	ITU-R BT.656/601 Input
9	PI4	In	CMOS	ITU-R BT.656/601 Input
10	PI5	In	CMOS	ITU-R BT.656/601 Input
11	PI6	In	CMOS	ITU-R BT.656/601 Input
12	PI7	In	CMOS	ITU-R BT.656/601 Input
13	PI8	In	CMOS	ITU-R BT.656/601 Input
14	PI9	In	CMOS	ITU-R BT.656/601 Input (MSB)
15	NHSI	In	Schmitt	Active low horizontal sync input
16	NVSI	In	Schmitt	Active low vertical sync input
17	OVSS	P	-	Digital ground for Pad Ring
18	THMD	In	Schmitt	Through mode setting terminal. Usually, this must be connected to ground.
19	CVSS	P	-	Digital ground for Core
20	NVSO	Out	2mA	Active low vertical sync output (Interface or Progressive) Refer "11.2Video Output"
21	NHSO	Out	2mA	Active low horizontal sync output(Interface or Progressive) Refer "11.2Video Output"
22	PO9	Inout	CMOS / 2mA	ITU-R BT.656/601 output (MSB) / clamp signal output / ITU-R BT. 601 CbCr input(MSB)
23	PO8	Inout	CMOS / 2mA	ITU-R BT.656/601 output / Video active signal output / ITU-R BT. 601 CbCr input. Refer "11.1Video Input""11.2Video Output""11.3Through Mode"
24	PO7	Inout	CMOS / 2mA	ITU-R BT.656/601 output / Video blanking signal output / ITU-R BT. 601 CbCr input Refer "11.1Video Input""11.2Video Output"
25	PO6	Inout	CMOS / 2mA	ITU-R BT.656/601 output / ITU-R BT.601 CbCr input Refer "11.1Video Input""11.2Video Output""11.3Through Mode"
26	OVDD	P	-	Positive supply voltage (+3.3V) for Pad Ring
27	OVSS	P	-	Digital ground for Pad Ring
28	PO5	Inout	CMOS / 2mA	ITU-R BT.656/601 output / ITU-R BT.601 CbCr input Refer "11.1Video Input""11.2Video Output""11.3Through Mode"
29	PO4	Inout	CMOS / 2mA	ITU-R BT.656/601 output / ITU-R BT.601 CbCr input Refer "11.1Video Input""11.2Video Output""11.3Through Mode"
30	PO3	Inout	CMOS / 2mA	ITU-R BT.656/601 output / ITU-R BT.601 CbCr input Refer "11.1Video Input""11.2Video Output""11.3Through Mode"
31	PO2	Inout	CMOS / 2mA	ITU-R BT.656/601 output / ITU-R BT.601 CbCr input Refer "11.1Video Input""11.2Video Output""11.3Through Mode"
32	PO1	Inout	CMOS / 2mA	ITU-R BT.656/601 output / ITU-R BT.601 CbCr input <sup>2</sup> Refer "11.1Video Input""11.2Video Output""11.3Through Mode"
33	PO0	Inout	CMOS / 2mA	ITU-R BT.656/601 output (LSB) / ITU-R BT.601 CbCr input <sup>2</sup> Refer "11.1Video Input""11.2Video Output""11.3Through Mode"
34	TEST0	In	CMOS	Test purpose only (must be connected to ground)
35	OVSS	P	-	Digital ground for Pad Ring
36	OVDD	P	-	Positive supply voltage (+3.3V) for Pad Ring
37	CVDD	P	-	Digital positive supply voltage (+2.5V) for core
38	TEST1	In	CMOS	Test purpose only (must be connected to ground)
39	TEST2	In	CMOS	Test purpose only (must be connected to ground)
40	CLKO	Out	2mA	Clock output(27MHz)
41	YO9	Out	4mA	ANSI/SMPTE 293M Y output(MSB)
42	YO8	Out	4mA	ANSI/SMPTE 293M Y output
43	YO7	Out	4mA	ANSI/SMPTE 293M Y output
44	YO6	Out	4mA	ANSI/SMPTE 293M Y output
45	YO5	Out	4mA	ANSI/SMPTE 293M Y output
46	OVDD	P	-	Positive supply voltage (+3.3V) for Pad Ring
47	OVSS	P	-	Digital ground for Pad Ring
48	YO4	Out	4mA	ANSI/SMPTE 293M Y output
49	YO3	Out	4mA	ANSI/SMPTE 293M Y output
50	YO2	Out	4mA	ANSI/SMPTE 293M Y output
51	YO1	Out	4mA	ANSI/SMPTE 293M Y output
52	YO0	Out	4mA	ANSI/SMPTE 293M Y output (LSB)
53	OVDD	P	-	Positive supply voltage (+3.3V) for Pad Ring
54	CVSS	P	-	Digital ground for core
55	OVSS	P	-	Digital ground for Pad Ring
56	CO0	Out	4mA	ANSI/SMPTE 293M Cb/Cr output
57	CO1	Out	4mA	ANSI/SMPTE 293M Cb/Cr output
58	CO2	Out	4mA	ANSI/SMPTE 293M Cb/Cr output
59	CO3	Out	4mA	ANSI/SMPTE 293M Cb/Cr output
60	CO4	Out	4mA	ANSI/SMPTE 293M Cb/Cr output
61	OVDD	P	-	Positive supply voltage (+3.3V) for Pad Ring
62	OVSS	P	-	Digital ground for Pad Ring
63	CO5	Out	4mA	ANSI/SMPTE 293M Cb/Cr output
64	CO6	Out	4mA	ANSI/SMPTE 293M Cb/Cr output
65	CO7	Out	4mA	ANSI/SMPTE 293M Cb/Cr output
66	CO8	Out	4mA	ANSI/SMPTE 293M Cb/Cr output
67	CO9	Out	4mA	ANSI/SMPTE 293M Cb/Cr output (MSB)
68	FILM	Out	2mA	Film sequence detection flag output. Refer "11.4.1.9Film detection Flag Output"
69	RFFI	In	CMOS	MPEG flag (Repeat First Field) input port. Refer"11.4.1.6Film I/P Conversion""11.4.1.8Film Sequence Flag Control Mode"

No.	Name	I/O <sup>1</sup>	Attribute	Functional Description
70	OVSS	P	-	Digital ground for Pad Ring
71	CVDD	P	-	Digital positive supply voltage (+2.5V) for core
72	IVDD	P	-	Positive supply voltage (+3.3V) for Pad Ring
73	OVDD	P	-	Positive supply voltage (+3.3V) for Pad Ring
74	MD19	Inout	CMOS, pull-up / 4mA	Data input/output port for SDRAM
75	MD18	Inout	CMOS, pull-up / 4mA	Data input/output port for SDRAM
76	MD17	Inout	CMOS, pull-up / 4mA	Data input/output port for SDRAM
77	MD16	Inout	CMOS, pull-up / 4mA	Data input/output port for SDRAM
78	OVDD	P	-	Positive supply voltage (+3.3V) for Pad Ring
79	OVSS	P	-	Digital ground for Pad Ring
80	MA3	Out	4mA	Address output port for SDRAM
81	MA4	Out	4mA	Address output port for SDRAM
82	MA2	Out	4mA	Address output port for SDRAM
83	MA5	Out	4mA	Address output port for SDRAM
84	OVDD	P	-	Positive supply voltage (+3.3V) for Pad Ring
85	OVSS	P	-	Digital ground for Pad Ring
86	MA1	Out	4mA	Address output port for SDRAM
87	MA6	Out	4mA	Address output port for SDRAM
88	MA0	Out	4mA	Address output port for SDRAM (LSB)
89	MA7	Out	4mA	Address output port for SDRAM
90	OVSS	P	-	Digital ground for Pad Ring
91	IVSS	P	-	Digital ground for Pad Ring
92	CVSS	P	-	Digital ground for Pad Ring for Core
93	OVDD	P	-	Positive supply voltage (+3.3V) for Pad Ring
94	MA10	Out	4mA	Address output port for SDRAM
95	MA8	Out	4mA	Address output port for SDRAM
96	MA11	Out	4mA	Address output port for SDRAM (MSB)
97	MA9	Out	4mA	Address output port for SDRAM
98	OVDD	P	-	Positive supply voltage (+3.3V) for Pad Ring
99	OVSS	P	-	Digital ground for Pad Ring
100	RAS	Out	4mA	Row Address Strobe command output port for SDRAM
101	DQM	Out	4mA	DQM output port for SDRAM. In addition, please connect the CKE terminal of SDRAM to the power supply of SDRAM
102	CAS	Out	4mA	Column Address Strobe command output port for SDRAM
103	MCLK	Out	4mA	Clock output port for SDRAM (54MHz)
104	WE	Out	4mA	Write Enable output port for SDRAM
105	TEST3	In	CMOS	Test purpose only (must be connected to ground)
106	TEST4	In	CMOS	Test purpose only (must be connected to ground)
107	OVSS	P	-	Digital ground for Pad Ring
108	OVDD	P	-	Positive supply voltage (+3.3V) for Pad Ring
109	CVDD	P	-	Digital positive supply voltage (+2.5V) for core
110	MD7	Inout	CMOS, pull-up / 4mA	Data input/output port for SDRAM
111	MD8	Inout	CMOS, pull-up / 4mA	Data input/output port for SDRAM
112	MD6	Inout	CMOS, pull-up / 4mA	Data input/output port for SDRAM
113	MD9	Inout	CMOS, pull-up / 4mA	Data input/output port for SDRAM
114	OVDD	P	-	Positive supply voltage (+3.3V) for Pad Ring
115	OVSS	P	-	Digital ground for Pad Ring
116	MD5	Inout	CMOS, pull-up / 4mA	Data input/output port for SDRAM
117	MD10	Inout	CMOS, pull-up / 4mA	Data input/output port for SDRAM
118	MD4	Inout	CMOS, pull-up / 4mA	Data input/output port for SDRAM
119	MD11	Inout	CMOS, pull-up / 4mA	Data input/output port for SDRAM
120	OVDD	P	-	Positive supply voltage (+3.3V) for Pad Ring
121	OVSS	P	-	Digital ground for Pad Ring
122	MD3	Inout	CMOS, pull-up / 4mA	Data input/output port for SDRAM
123	MD12	Inout	CMOS, pull-up / 4mA	Data input/output port for SDRAM
124	MD2	Inout	CMOS, pull-up / 4mA	Data input/output port for SDRAM
125	MD13	Inout	CMOS, pull-up / 4mA	Data input/output port for SDRAM
126	OVSS	P	-	Digital ground for Pad Ring
127	CVSS	P	-	Digital ground for core
128	OVDD	P	-	Positive supply voltage (+3.3V) for Pad Ring
129	MD1	Inout	CMOS, pull-up / 4mA	Data input/output port for SDRAM
130	MD14	Inout	CMOS, pull-up / 4mA	Data input/output port for SDRAM
131	MD0	Inout	CMOS, pull-up / 4mA	Data input/output port for SDRAM
132	MD15	Inout	CMOS, pull-up / 4mA	Data input/output port for SDRAM
133	SLV	In	CMOS	Slave address selection input for I2C. Slave address is set up to 0x72 when SLV is "0", 0x70 when "1".
134	RFFO	Out	2mA	MPEG flag (Repeat First Field) output port. If not used, leave open.
135	SDA	Inout	Schmitt, 3.3V / 4mA	Data input/output of MPU interface
136	SCL	In	Schmitt, 3.3V	Clock input of MPU interface
137	SRN	In	Schmitt	System reset input(negative)
138	OVSS	P	-	Digital ground for Pad Ring
139	CVDD	P	-	Digital positive supply voltage (+2.5V) for core
140	PLL_VDD	P	-	Digital positive supply voltage (+2.5V) for PLL
141	VPDx	In	CMOS	Must be connected to ground
142	TEST6	In	CMOS	Test purpose only (must be connected to ground)
143	PLL_GN D	P	-	Ground for PLL
144	IVDD	P	-	Positive supply voltage (+3.3V) for Pad Ring

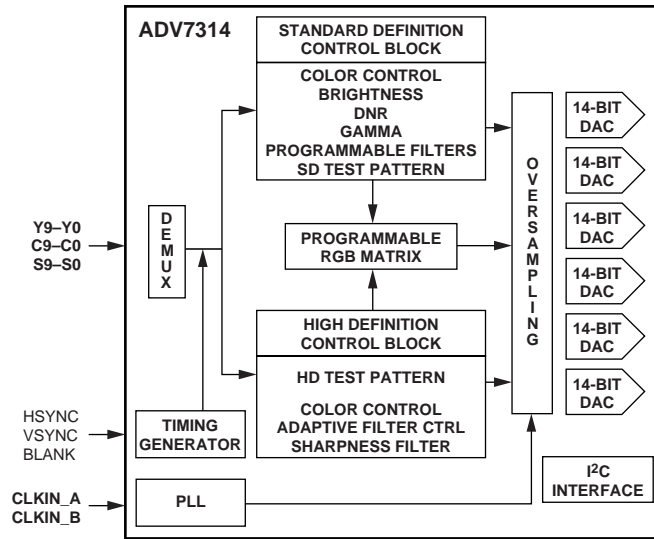
Note: \*1 P10 and P11 should be connected to GND at the time of 8bit input.

\*2 PO0 and PO1 should be connected to GND at the time of 8bit input.


\*3 Although the same bidirectional buffer as PO is used in order to unite PO and timing at the time of PO input, it is always fixed as an input.

\*4 The initial-setting value or the initial state in a reset period and after reset release.

FUNCTIONAL BLOCK DIAGRAM



PIN CONFIGURATION

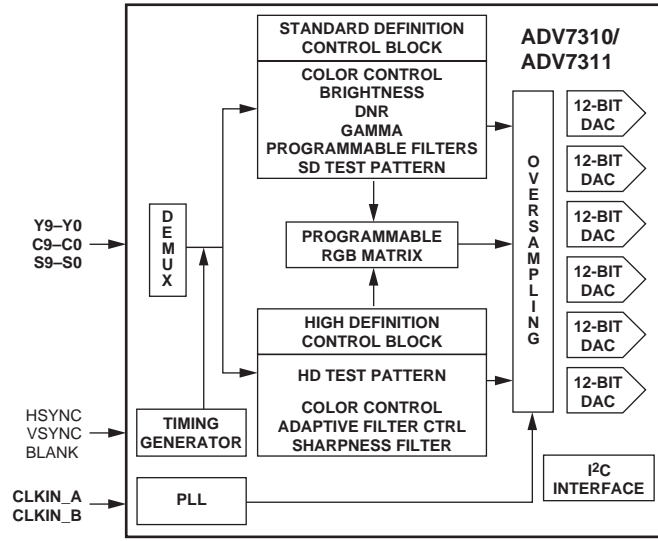


**PIN FUNCTION DESCRIPTIONS**

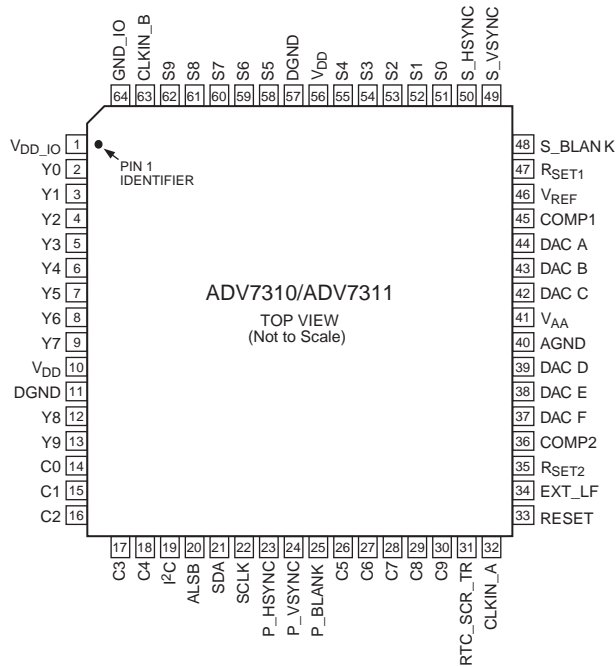
Pin No.	Mnemonic	Input/Output	Function
11, 57	DGND	G	Digital Ground.
40	AGND	G	Analog Ground.
32	CLKIN_A	I	Pixel Clock Input for HD (74.25 MHz Only, PS Only (27 MHz), SD Only (27 MHz).
63	CLKIN_B	I	Pixel Clock Input. Requires a 27 MHz reference clock for Progressive Scan mode or a 74.25 MHz (74.1758 MHz) reference clock in HDTV mode. This clock is only used in dual modes.
36, 45	COMP2, COMP1	O	Compensation Pin for DACs. Connect 0.1 F capacitor from COMP pin to V <sub>AA</sub> .
44	DAC A	O	CVBS/Green/Y/Y Analog Output.
43	DAC B	O	Chroma/Blue/U/Pb Analog Output.
42	DAC C	O	Luma/Red/V/Pr Analog Output.
39	DAC D	O	In SD Only Mode: CVBS/Green/Y Analog Output. In HD Only mode and simultaneous HD/SD mode: Y/ Green [HD] Analog Output.
38	DAC E	O	In SD Only Mode: Luma/ Blue/U Analog Output. In HD Only mode and simultaneous HD/SD mode: Pr/ Red Analog Output.
37	DAC F	O	In SD Only Mode: Chroma/ Red/V Analog Output. In HD Only mode and simultaneous HD/SD mode: Pb/ Blue [HD] Analog Output.
23	P_HSYNC	I	Video Horizontal Sync Control Signal for HD in Simultaneous SD/HD Mode and HD.
24	P_VSYNC	I	Video Vertical Sync Control Signal for HD in Simultaneous SD/HD Mode and HD.
25	P_BLANK	I	Video Blanking Control Signal for HD in Simultaneous SD/HD Mode and HD.
48	S_BLANK	I/O	Video Blanking Control Signal for SD only.
50	S_HSYNC	I/O	Video Horizontal Sync Control Signal for SD Only.
49	S_VSYNC	I/O	Video Vertical Sync Control Signal for SD Only.
2–9, 12–13	Y9–Y0	I	SD or Progressive Scan/HDTV Input Port for Y Data. Input port for interleaved progressive scan data. The LSB is set up on Pin Y0. For 8-bit data input, LSB is set up on Y2.
14–18, 26–30	C9–C0	I	Progressive Scan/HDTV Input Port. In 4:4:4 Input mode, this port is used for the Cb[Blue/U] data. The LSB is set up on Pin C0. For 8-bit data input, LSB is set up on C2.
51–55, 58–62	S9–S0	I	SD or Progressive Scan/HDTV Input Port for Cr [Red/V] Data in 4:4:4 Input Mode. LSB is set up on Pin S0. For 8-bit data input, LSB is set up on S2.
33	RESET	I	This input resets the on-chip timing generator and sets the ADV7314 into default register setting. RESET is an active low signal.
35, 47	R <sub>SET2</sub> , R <sub>SET1</sub>	I	A 3040 resistor must be connected from this pin to AGND and is used to control the amplitudes of the DAC outputs.
22	SCLK	I	I <sup>2</sup> C Port Serial Interface Clock Input.
21	SDA	I/O	I <sup>2</sup> C Port Serial Data Input/Output.
20	ALSB	I	TTL Address Input. This signal sets up the LSB of the I <sup>2</sup> C address. When this pin is tied low, the I <sup>2</sup> C filter is activated, reducing noise on the I <sup>2</sup> C interface.
1	V <sub>DD_IO</sub>	P	Power Supply for Digital Inputs and Outputs.
10, 56	V <sub>DD</sub>	P	Digital Power Supply.
41	V <sub>AA</sub>	P	Analog Power Supply.
46	V <sub>REF</sub>	I/O	Optional External Voltage Reference Input for DACs or Voltage Reference Output (1.235 V).
34	EXT_LF	I	External Loop Filter for the Internal PLL.
31	RTC_SCR_TR	I	Multifunctional Input. Real-time control (RTC) input, timing reset input, subcarrier reset input.
19	I <sup>2</sup> C	I	This input pin must be tied high (V <sub>DD_IO</sub> ) for the ADV7314 to interface over the I <sup>2</sup> C port.
64	GND_IO		Digital Input/Output Ground.



FUNCTIONAL BLOCK DIAGRAM



PIN CONFIGURATION

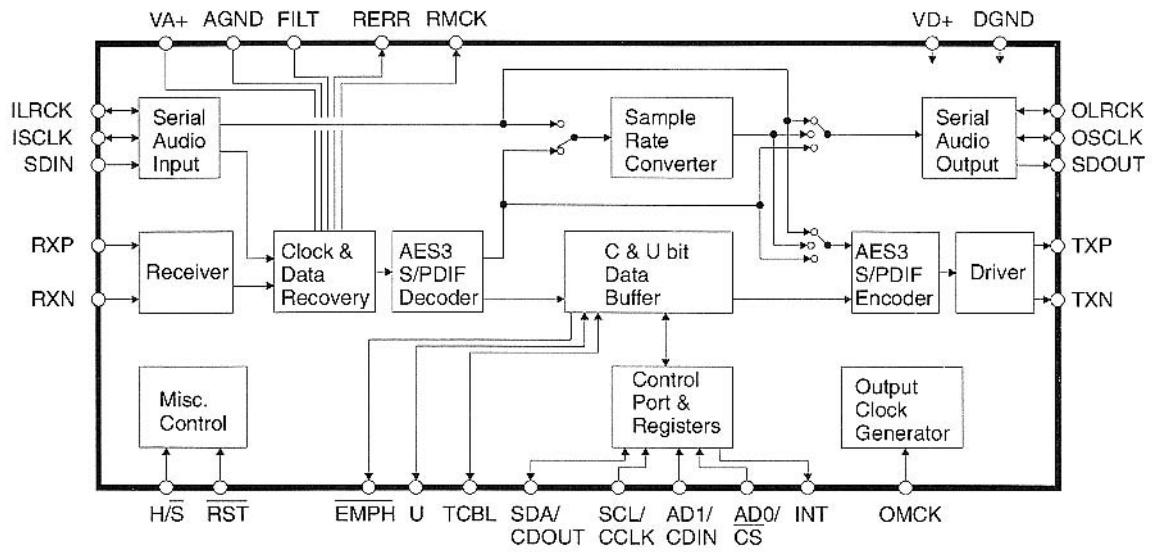


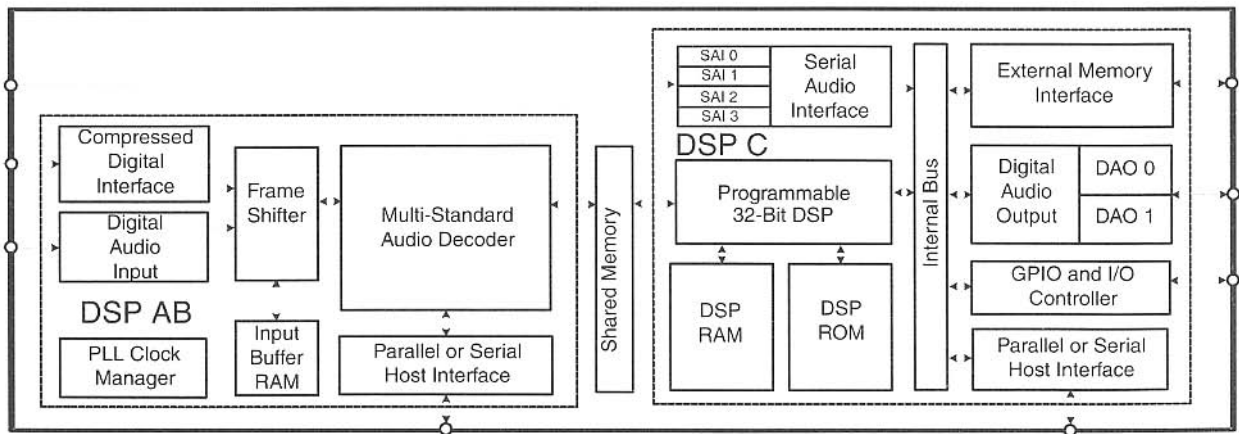
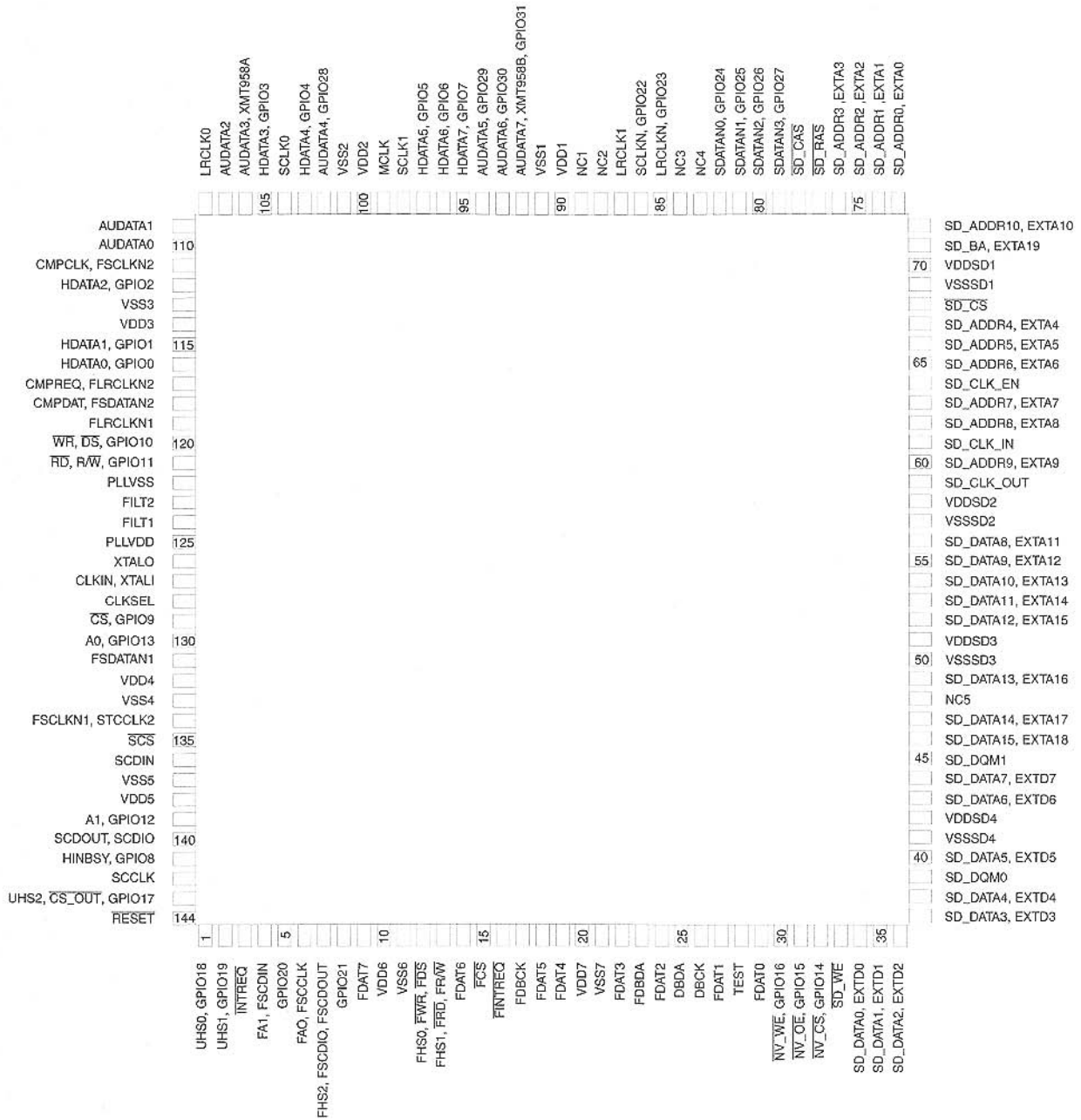


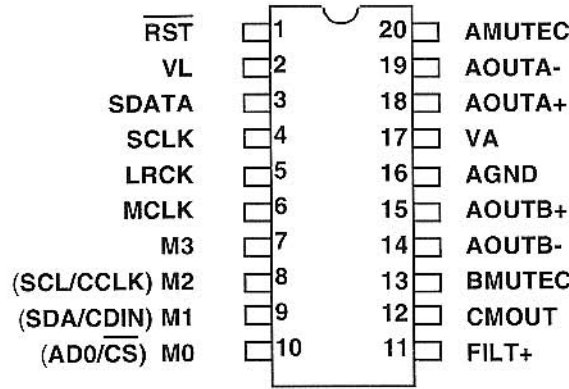
## PIN FUNCTION DESCRIPTIONS

Mnemonic	Input/Output	Function
DGND	G	Digital Ground.
AGND	G	Analog Ground.
CLKIN_A	I	Pixel Clock Input for HD (74.25 MHz Only, PS Only (27 MHz), SD Only (27 MHz).
CLKIN_B	I	Pixel Clock Input. Requires a 27 MHz reference clock for progressive scan mode or a 74.25 MHz (74.1758 MHz) reference clock in HDTV mode. This clock is only used in dual modes.
COMP1,2	O	Compensation Pin for DACs. Connect 0.1 $\mu$ F capacitor from COMP pin to $V_{AA}$ .
DAC A	O	CVBS/Green/Y/Y Analog Output.
DAC B	O	Chroma/Blue/U/Pb Analog Output.
DAC C	O	Luma/Red/V/Pr Analog Output.
DAC D	O	In SD Only Mode: CVBS/Green/Y Analog Output; in HD Only Mode and Simultaneous HD/SD Mode: Y/Green [HD] Analog Output.
DAC E	O	In SD Only Mode: Luma/Blue/U Analog Output; in HD Only Mode and Simultaneous HD/SD Mode: Pr/Red Analog Output.
DAC F	O	In SD Only Mode: Chroma/Red/V Analog Output; in HD Only Mode and Simultaneous HD/SD Mode: Pb/Blue [HD] Analog Output.
P_HSYNC	I	Video Horizontal Sync Control Signal for HD in Simultaneous SD/HD Mode and HD Only Mode.
P_VSYNC	I	Video Vertical Sync Control Signal for HD in Simultaneous SD/HD Mode and HD Only Mode.
P_BLANK	I	Video Blanking Control Signal for HD in Simultaneous SD/HD Mode and HD Only Mode.
S_BLANK	I/O	Video Blanking Control Signal for SD Only.
S_HSYNC	I/O	Video Horizontal Sync Control Signal for SD Only.
S_VSYNC	I/O	Video Vertical Sync Control Signal for SD Only.
Y9–Y0	I	SD or Progressive Scan/HDTV Input Port for Y Data. Input port for interleaved progressive scan data. The LSB is set up on Pin Y0. For 8-bit data input, LSB is set up on Y2.
C9–C0	I	Progressive Scan/HDTV Input Port 4:4:4 Input Mode. This port is used for the Cb[Blue/U] data. The LSB is set up on pin C0. For 8-bit data input, LSB is set up on C2.
S9–S0	I	SD or Progressive Scan/HDTV Input Port for Cr[Red/V] data in 4:4:4 input mode. LSB is set up on pin S0. For 8-bit data input, LSB is set up on S2.
RESET	I	This input resets the on-chip timing generator and sets the ADV7310/ADV7311 into default register setting. RESET is an active low signal.
R <sub>SET1,2</sub>	I	A 3040 $\Omega$ resistor must be connected from this pin to AGND and is used to control the amplitudes of the DAC outputs.
SCLK	I	I <sup>2</sup> C Port Serial Interface Clock Input.
SDA	I/O	I <sup>2</sup> C Port Serial Data Input/Output.
ALSB	I	TTL Address Input. This signal sets up the LSB of the I <sup>2</sup> C address. When this pin is tied low, the I <sup>2</sup> C filter is activated, which reduces noise on the I <sup>2</sup> C interface.
V <sub>DD_IO</sub>	P	Power Supply for Digital Inputs and Outputs.
V <sub>DD</sub>	P	Digital Power Supply.
V <sub>AA</sub>	P	Analog Power Supply.
V <sub>REF</sub>	I/O	Optional External Voltage Reference Input for DACs or Voltage Reference Output (1.235 V).
EXT_LF	I	External Loop Filter for the Internal PLL.
RTC_SCR_TR	I	Multifunctional Input. Real time control (RTC) input, timing reset input, subcarrier reset input.
I <sup>2</sup> C	I	This input pin must be tied high ( $V_{DD\_IO}$ ) for the ADV7310/ADV7311 to interface over the I <sup>2</sup> C port.
GND_IO		Digital Input/Output Ground.

<b>COPY</b>	1+ ●	28	<b>ORIG</b>
<b>DFC0</b>	2	27	<b>DFC1</b>
<b>EMPH/U</b>	3	26	<b>TXP</b>
<b>RXP</b>	4	25	<b>TXN</b>
<b>RXN</b>	5	*24	<b>H/S</b>
<b>VA+</b>	6*	*23	<b>VD+</b>
<b>AGND</b>	7*	*22	<b>DGND</b>
<b>FILT</b>	8*	21	<b>OMCK</b>
<b>RST</b>	9*	20	<b>S/AES</b>
<b>RMCK</b>	10+	19	<b>AUDIO/V</b>
<b>RERR</b>	11+	+18	<b>SDOUT</b>
<b>TCBLD</b>	12	17	<b>OLRCK</b>
<b>PRO/C</b>	13	16	<b>OSCLK</b>
<b>MUTE</b>	14	15	<b>TCBL</b>







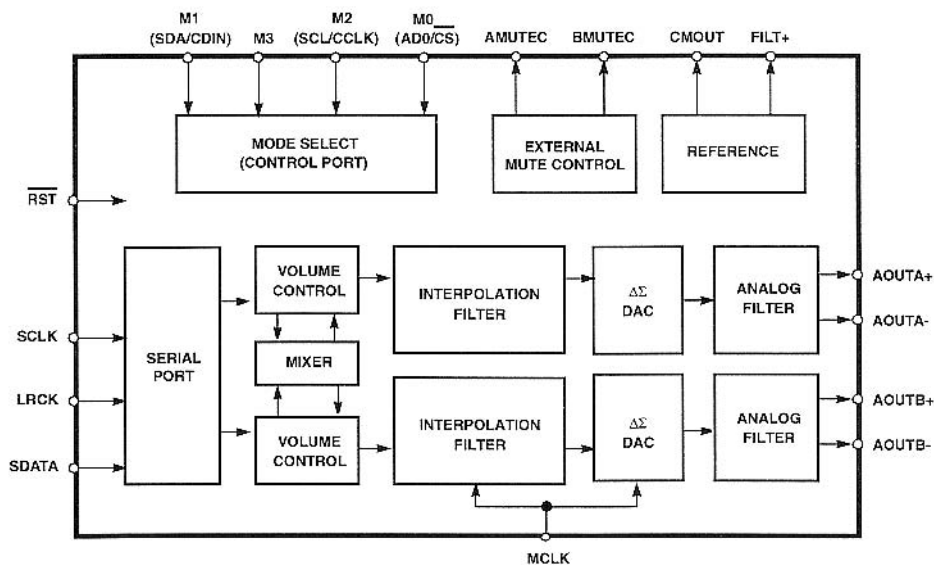
<b>RST</b>	1	<b>Reset (Input)</b> - Powers down device and resets all internal registers to their default settings.
<b>VL</b>	2	<b>Logic Power (Input)</b> - Positive power for the digital input/output.
<b>SDATA</b>	3	<b>Serial Audio Data (Input)</b> - Input for two's complement serial audio data.
<b>SCLK</b>	4	<b>Serial Clock (Input/Output)</b> - Serial clock for the serial audio interface.
<b>LRCK</b>	5	<b>Left Right Clock (Input/Output)</b> - Determines which channel, Left or Right, is currently active on the serial audio data line.
<b>MCLK</b>	6	<b>Master Clock (Input)</b> - Clock source for the delta-sigma modulator and digital filters.
<b>FILT+</b>	11	<b>Positive Voltage Reference (Output)</b> - Positive reference voltage for the internal sampling circuits.
<b>CMOUT</b>	12	<b>Common Mode Voltage (Output)</b> - Filter connection for internal quiescent voltage.
<b>AMUTE C</b>	20	<b>Mute Control (Output)</b> - The Mute Control pin goes high during power-up initialization, reset, muting, power-down or if the master clock to left/right clock frequency ratio is incorrect.
<b>BMUTE C</b>	13	
<b>AOUTB-</b>	14	<b>Differential Analog Output (Outputs)</b> - The full scale differential analog output level is specified in the Analog Characteristics specification table.
<b>AOUTB+</b>	15	
<b>AOUTA+</b>	18	
<b>AOUTA-</b>	19	
<b>AGND</b>	16	<b>Ground (Input)</b>
<b>VA</b>	17	<b>Analog Power (Input)</b> - Positive power for the analog section.

**Control Port Mode Definitions**

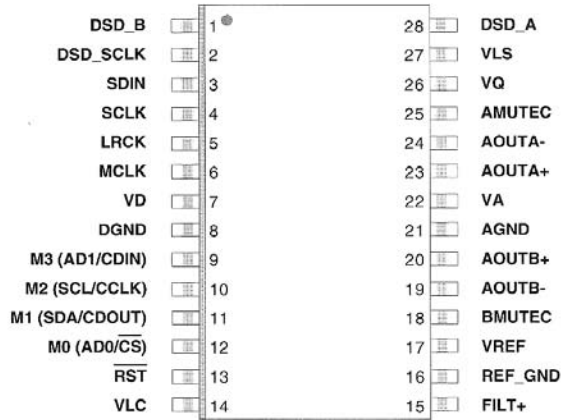
<b>M3</b>	7	<b>Mode Selection (Input)</b> - This pins should be tied to GND level during control port mode.
<b>SCL/CCLK</b>	8	<b>Serial Control Port Clock (Input)</b> - Serial clock for the serial control port.
<b>SDA/CDIN</b>	9	<b>Serial Control Data (Input/Output)</b> - SDA is a data I/O line in I <sup>2</sup> C mode. CDIN is the input data line for the control port interface in SPI mode.
<b>AD0/CS</b>	10	<b>Address Bit 0 (I<sup>2</sup>C) / Control Port Chip Select (SPI) (Input/Output)</b> - AD0 is a chip address pin in I <sup>2</sup> C mode; CS is the chip select signal for SPI format.

**Stand-Alone Mode Definitions**

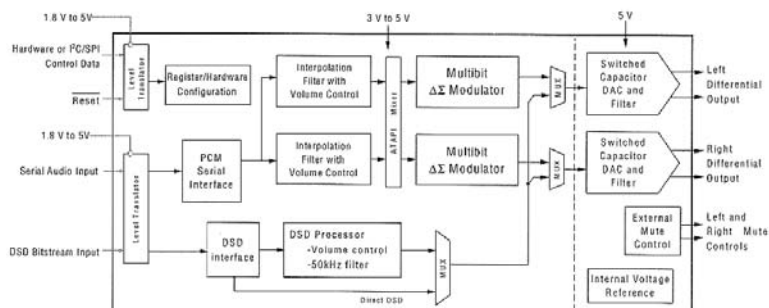
<b>M3</b>	7	<b>Mode Selection (Input)</b> - Determines the operational mode of the device.
<b>M2</b>	8	
<b>M1</b>	9	
<b>M0</b>	10	







Pin Name	#	Pin Description
DSD_A	28	Direct Stream Digital Input ( <i>Input</i> ) - Input for Direct Stream Digital serial audio data.
DSD_B	1	
DSD_SCLK	2	DSD Serial Clock ( <i>Input</i> ) - Serial clock for the Direct Stream Digital audio interface.
SDIN	3	Serial Audio Data Input ( <i>Input</i> ) - Input for two's complement serial audio data.
SCLK	4	Serial Clock ( <i>Input</i> ) - Serial clock for the serial audio interface.
LRCK	5	Left Right Clock ( <i>Input</i> ) - Determines which channel, Left or Right, is currently active on the serial audio data line.
MCLK	6	Master Clock ( <i>Input</i> ) - Clock source for the delta-sigma modulator and digital filters.
VD	7	Digital Power ( <i>Input</i> ) - Positive power for the digital section.
DGND	8	Digital Ground ( <i>Input</i> ) - Ground reference for the digital section.
RST	13	Reset ( <i>Input</i> ) - The device enters system reset when enabled.
VLC	14	Control Port Power ( <i>Input</i> ) - Positive power for Control Port I/O.
FILT+	15	Positive Voltage Reference ( <i>Output</i> ) - Positive reference voltage for the internal sampling circuits.
REF_GND	16	Reference Ground ( <i>Input</i> ) - Ground reference for the internal sampling circuits.
VREF	17	Voltage Reference ( <i>Input</i> ) - Positive voltage reference for the internal sampling circuits.
BMUTEC	18	Mute Control ( <i>Output</i> ) - The Mute Control pin is active during power-up initialization, muting, power-down or if the master clock to left/right clock frequency ratio is incorrect. During reset these outputs are set to a high impedance.
AMUTEC	25	
AOUTB+	20	Differential Right Channel Analog Output ( <i>Output</i> ) - The full scale differential analog output level is specified in the Analog Characteristics specification table.
AOUTB-	19	
AGND	21	Analog Ground ( <i>Input</i> ) - Ground reference for the analog section.
VA	22	Analog Power ( <i>Input</i> ) - Positive power for the analog section.
AOUTA+	23	Differential Left Channel Analog Output ( <i>Output</i> ) - The full scale differential analog output level is specified in the Analog Characteristics specification table.
AOUTA-	24	
VQ	26	Quiescent Voltage ( <i>Output</i> ) - Filter connection for internal quiescent voltage.
VLS	27	Serial Audio Interface Power ( <i>Input</i> ) - Positive power for serial audio interface I/O.
<b>Stand Alone Mode Definitions</b>		
M3	9	Mode Selection ( <i>Input</i> ) - Determines the operational mode of the device.
M2	10	
M1	11	
M0	12	
<b>Control Port Mode Definitions</b>		
AD1/CDIN	9	Address Bit 1 (I <sup>2</sup> C) / Control Data Input (SPI) ( <i>Input</i> ) - AD1 is a chip address pin in I <sup>2</sup> C mode; CDIN is the input data line for the Control Port interface in SPI mode.
SCL/CCLK	10	Serial Control Port Clock ( <i>Input</i> ) - Serial clock for the serial Control Port.
SDA/CDOUT	11	Serial Control Data (I <sup>2</sup> C) / Control Data Output (SPI) ( <i>Input/Output</i> ) - SDA is a data I/O line in I <sup>2</sup> C mode. CDOUT is the output data line for the Control Port interface in SPI mode.
AD0/CS	12	Address Bit 0 (I <sup>2</sup> C) / Control Port Chip Select (SPI) ( <i>Input</i> ) - AD0 is a chip address pin in I <sup>2</sup> C mode; CS is the chip select signal for SPI format.



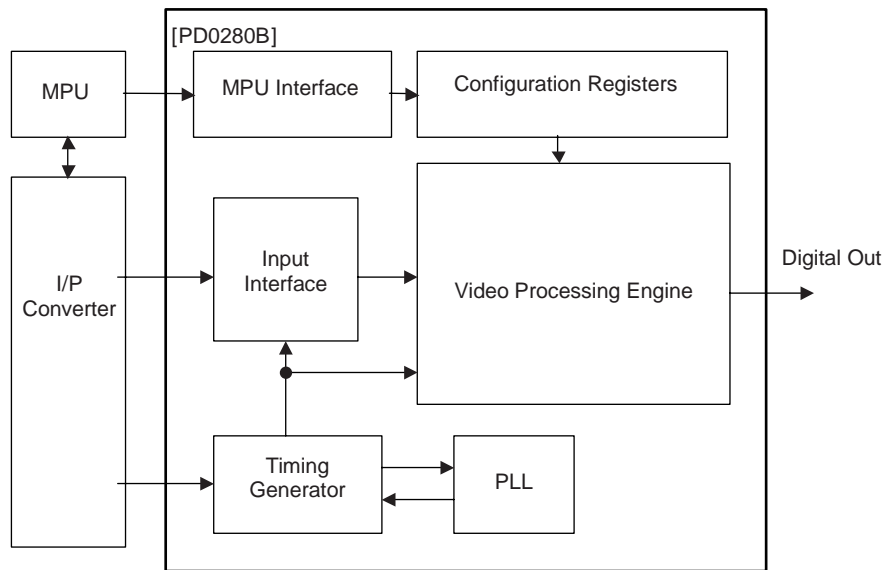
### Pin Assignment of PD0280B

90	QR6	60	VDDI
89	QR5	59	OVDDE1
88	QR4	58	QB1
87	QR3	57	QB0
86	QR2	56	TEST3
85	QR1	55	TEST2
84	QR0	54	TEST1
83	QG9	53	TEST0
82	QG8	52	NRST
81	VSS	51	VSS
80	QG7	50	SCL
79	QG6	49	SDA
78	QG5	48	ALSB
77	QG4	47	F1
76	VDDE	46	VDDE
75	QG3	45	DV
74	QG2	44	DH
73	QG1	43	DI9
72	QG0	42	DI8
71	VSS	41	VSS
70	VDDI	40	VDDI
69	QB9	39	DI7
68	QB8	38	DI6
67	QB7	37	DI5
66	QB6	36	DI4
65	QB5	35	DI3
64	QB4	34	DI2
63	QB3	33	DI1
62	QB2	32	DI0
61	VSS	31	VSS

91	VSS	1	VSS
92	OVDDE2	2	XTCK1
93	QR7	3	XSM
94	QR8	4	XTST
95	QR9	5	MST
96	QV	6	SMCK
97	QH	7	DC9
98	QDE	8	DC8
99	QCLK	9	DC7
100	VDDI	10	VDDI
101	VSS	11	VSS
102	EXCLK	12	DC6
103	OVDDE3	13	DC5
104	PH1	14	DC4
105	N.C.	15	DC3
106	AVS1	16	VDDE
107	AVD1	17	DC2
108	CPO	18	DC1
109	N.C.	19	DC0
110	VCI	20	DY0
111	AVS2	21	VSS
112	AVD2	22	DY1
113	N.C.	23	DY2
114	PH2	24	DY3
115	PLLEN	25	DY4
116	OVDDE4	26	DY5
117	DCLK	27	DY6
118	OVSS1	28	DY7
119	DCLKP	29	DY8
120	VDDI	30	DY9

System Block Diagram

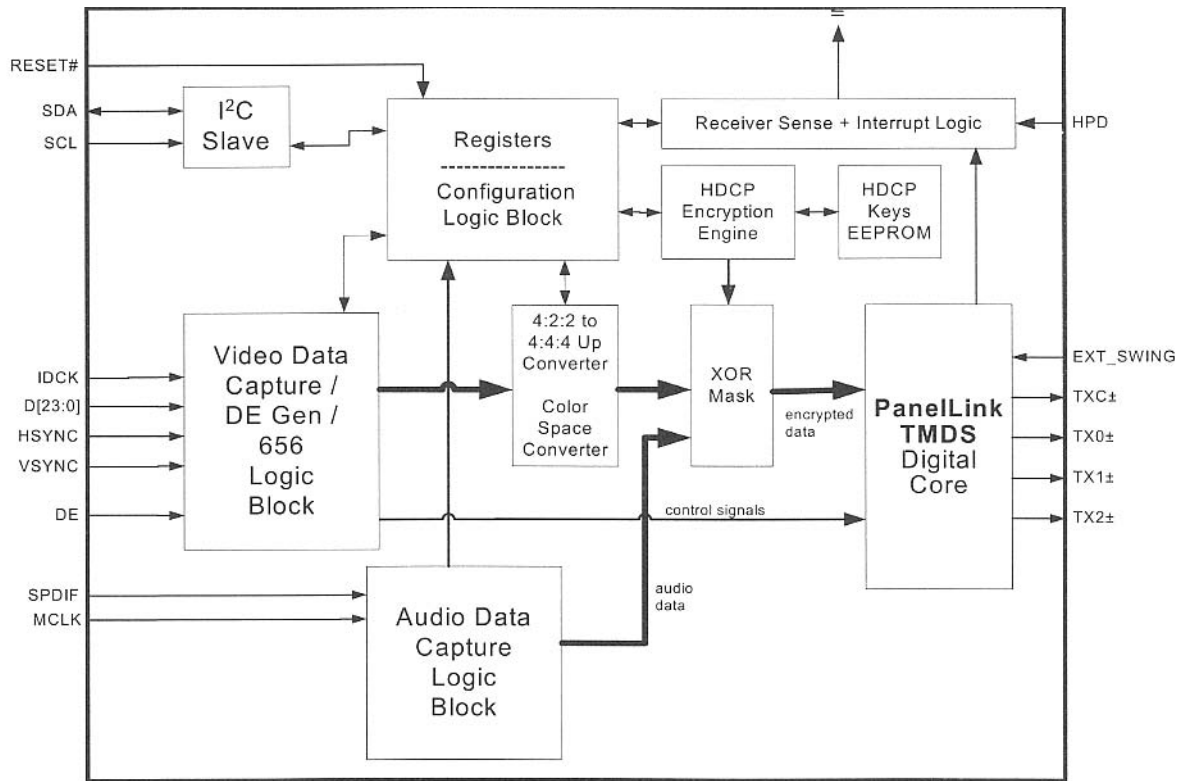
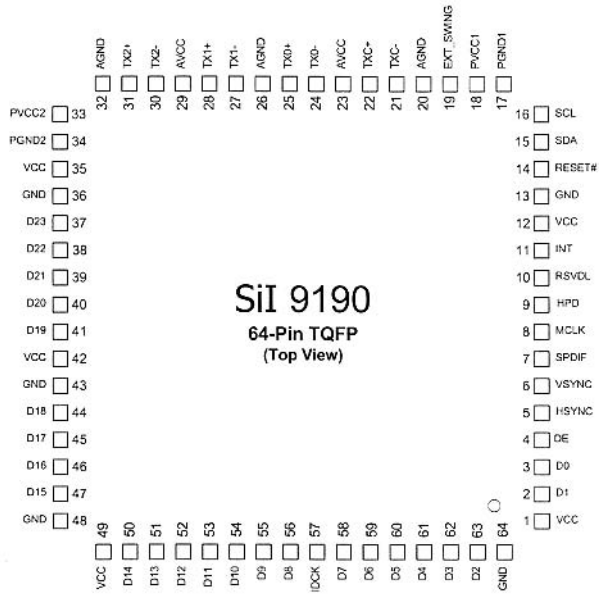


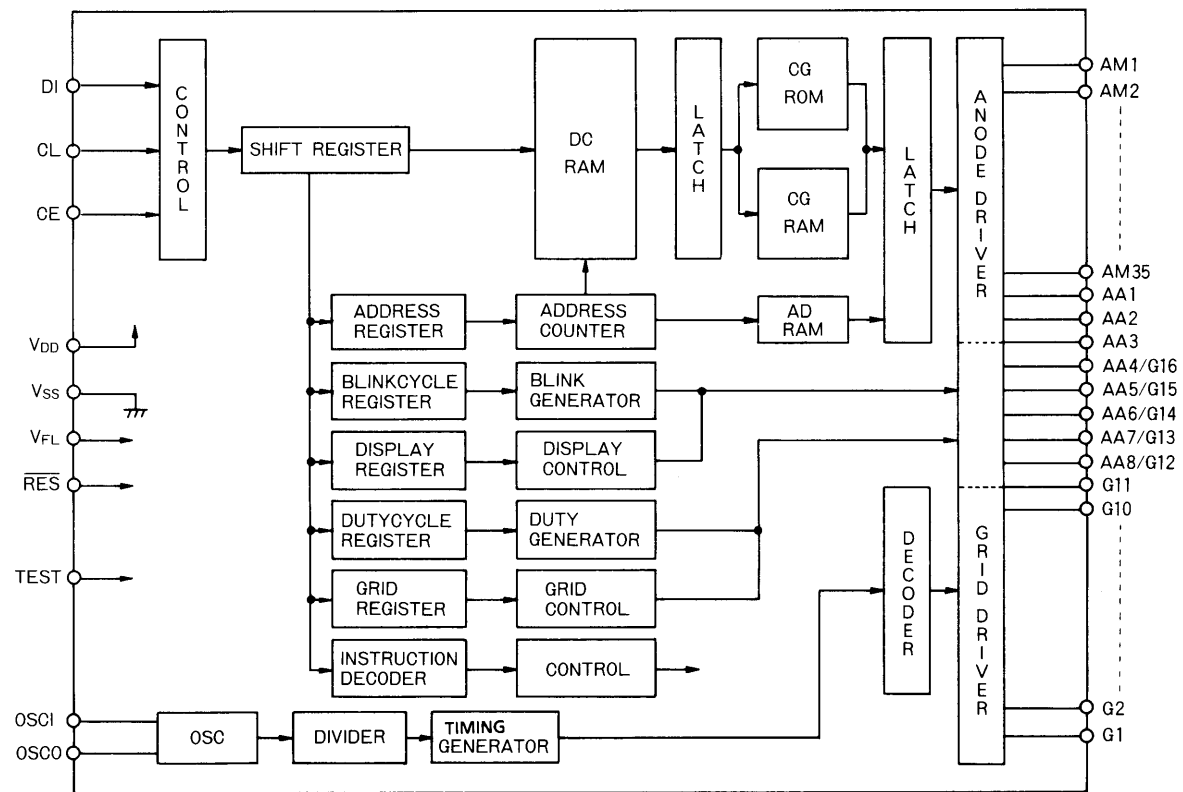
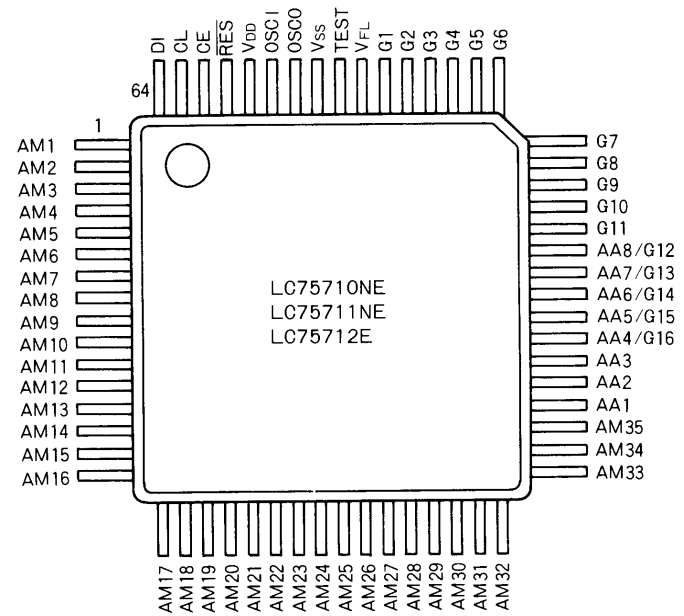
No.	Name	I/O <sup>1</sup>	Attribute	Functional Description
1	VSS	P	-	Digital Ground
2	XTCK1	In	CMOS	Input pin, for testing only (Connect to Ground)
3	XSM	In	CMOS	Input pin, for testing only (Connect to VDDE)
4	XTST	In	CMOS	Input pin, for testing only (Connect to VDDE)
5	MST	In	CMOS	Input pin, for testing only (Connect to Ground)
6	SMCK	In	CMOS	Input pin, for testing only (Connect to VDDE)
7	DC9	In	CMOS	Input pin for color signal (MSB)
8	DC8	In	CMOS	Input pin for color signal
9	DC7	In	CMOS	Input pin for color signal
10	VDDI	P	-	VDD for Core (2.5V)
11	VSS	P	-	Digital Ground
12	DC6	In	CMOS	Input pin for color signal
13	DC5	In	CMOS	Input pin for color signal
14	DC4	In	CMOS	Input pin for color signal
15	DC3	In	CMOS	Input pin for color signal
16	VDDE	P	-	VDD for I/O (3.3V)
17	DC2	In	CMOS	Input pin for color signal
18	DC1	In	CMOS	Input pin for color signal
19	DC0	In	CMOS	Input pin for color signal (LSB)
20	DY0	In	CMOS	Input pin for luminance signal (LSB)
21	VSS	P	-	Digital Ground
22	DY1	In	CMOS	Input pin for luminance signal
23	DY2	In	CMOS	Input pin for luminance signal
24	DY3	In	CMOS	Input pin for luminance signal
25	DY4	In	CMOS	Input pin for luminance signal
26	DY5	In	CMOS	Input pin for luminance signal
27	DY6	In	CMOS	Input pin for luminance signal
28	DY7	In	CMOS	Input pin for luminance signal
29	DY8	In	CMOS	Input pin for luminance signal
30	DY9	In	CMOS	Input pin for luminance signal (MSB)
31	VSS	P	-	Digital Ground
32	DI0	In	CMOS	Input pin for through data (LSB)
33	DI1	In	CMOS	Input pin for through data
34	DI2	In	CMOS	Input pin for through data
35	DI3	In	CMOS	Input pin for through data
36	DI4	In	CMOS	Input pin for through data
37	DI5	In	CMOS	Input pin for through data
38	DI6	In	CMOS	Input pin for through data
39	DI7	In	CMOS	Input pin for through data
40	VDDI	P	-	VDD for Core (2.5V)
41	VSS	P	-	Digital Ground
42	DI8	In	CMOS	Input pin for through data
43	DI9	In	CMOS	Input pin for through data (MSB)
44	DH	In	Schmitt	Input pin for horizontal synchronization signal
45	DV	In	Schmitt	Input pin for vertical synchronization signal
46	VDDE	P	-	VDD for I/O (3.3V)
47	F1	In	CMOS	Input pin for field identification signal

No.	Name	I/O <sup>1</sup>	Attribute	Functional Description
48	ALSB	In	CMOS	Setting pin for I <sup>2</sup> C slave address
49	SDA	Inout	Schmitt, 4mA	Input/ output pin for I <sup>2</sup> C data
50	SCL	In	Schmitt	Input pin for I <sup>2</sup> C clock
51	VSS	P	-	Digital Ground
52	NRST	In	Schmitt	Input pin for system reset (Low Active)
53	TEST0	In	CMOS	Input pin, for testing only (Connect to Ground)
54	TEST1	In	CMOS	Input pin, for testing only (Connect to Ground)
55	TEST2	In	CMOS	Input pin, for testing only (Connect to Ground)
56	TEST3	In	CMOS	Input pin, for testing only (Connect to Ground)
57	QB0	Out	4mA	Output pin for image data B (LSB)
58	QB1	Out	4mA	Output pin for image data B
59	OVDDE1	P	-	VDD for I/O (3.3V)
60	VDDI	P	-	VDD for Core (2.5V)
61	VSS	P	-	Digital Ground
62	QB2	Out	4mA	Output pin for image data B
63	QB3	Out	4mA	Output pin for image data B
64	QB4	Out	4mA	Output pin for image data B
65	QB5	Out	4mA	Output pin for image data B
66	QB6	Out	4mA	Output pin for image data B
67	QB7	Out	4mA	Output pin for image data B
68	QB8	Out	4mA	Output pin for image data B
69	QB9	Out	4mA	Output pin for image data B (MSB)
70	VDDI	P	-	VDD for Core (2.5V)
71	VSS	P	-	Digital Ground
72	QG0	Out	4mA	Output pin for image data G (LSB)
73	QG1	Out	4mA	Output pin for image data G
74	QG2	Out	4mA	Output pin for image data G
75	QG3	Out	4mA	Output pin for image data G
76	VDDE	P	-	VDD for I/O (3.3V)
77	QG4	Out	4mA	Output pin for image data G
78	QG5	Out	4mA	Output pin for image data G
79	QG6	Out	4mA	Output pin for image data G
80	QG7	Out	4mA	Output pin for image data G
81	VSS	P	-	Digital ground
82	QG8	Out	4mA	Output pin for image data G
83	QG9	Out	4mA	Output pin for image data G (MSB)
84	QR0	Out	4mA	Output pin for image data R (LSB)
85	QR1	Out	4mA	Output pin for image data R
86	QR2	Out	4mA	Output pin for image data R
87	QR3	Out	4mA	Output pin for image data R
88	QR4	Out	4mA	Output pin for image data R
89	QR5	Out	4mA	Output pin for image data R
90	QR6	Out	4mA	Output pin for image data R
91	VSS	P	-	Digital Ground
92	OVDDE2	P	-	VDD for I/O (3.3V)
93	QR7	Out	4mA	Output pin for image data R
94	QR8	Out	4mA	Output pin for image data R
95	QR9	Out	4mA	Output pin for image data R (MSB)
96	QV	Out	4mA	Output pin for vertical synchronization signal
97	QH	Out	4mA	Output pin for horizontal synchronization signal
98	QDE	Out	4mA	Output pin for data enable signal
99	QLCK	Out	8mA	Output pin for pixel clock
100	VDDI	P	-	VDD for Core (2.5V)
101	VSS	P	-	Digital Ground
102	EXCLK	In	CMOS	Input pin for pixel clock for use of external PLL. Be sure to connect this to Ground before using built-in PLL.
103	OVDDE3	P	-	VDD for I/O (3.3V)
104	PH1	Out	2mA	Output pin #1 for signals for phase comparison of external PLL (Reference) Be sure to set this to N.C. before using built-in PLL.
105	N.C.	-	-	Pin for separation of power supply. Set this to N.C.
106	AVS1	P	-	Analog Ground exclusive for PLL
107	AVD1	P	-	Analog VDD exclusive for PLL (3.3V)
108	CPO	Out	Analog	Output pin for charge pump for built-in PLL. Connect this to VCI via loop filter.
109	N.C.	-	-	Pin for separation of power supply. Set this to N.C.
110	VCI	In	Analog	VCO input pin for built-in PLL
111	AVS2	P	-	Analog Ground exclusive for PLL
112	AVD2	P	-	Analog VDD exclusive for PLL (3.3V)
113	N.C.	-	-	Pin for separation of power supply. Set this to N.C.
114	PH2	Out	2mA	Output pin #2 for signals for phase comparison of external PLL (Feedback) Be sure to set this to N.C. before using built-in PLL.
115	PLLEN	In	CMOS	Selection pin for built-in PLL/External PLL Connect this to VDDE before using built-in PLL. Connect this to Ground before using external PLL.
116	OVDDE4	P	-	VDD for I/O (3.3V)
117	DCLK	In	CMOS	Input pin for 27MHz clock
118	OVSS1	P	-	Digital Ground
119	DCLKP	In	CMOS	Setting pin for polarity of DCLK
120	VDDI	P	-	VDD for Core (2.5V)

<sup>1</sup> "In": input pin, "Out": output pin, "Inout": input/output pin, "P": power supply or ground pin.  
<sup>2</sup> Neither Pull-up nor Pull down is done at the input pins. Be sure not set to Open.  
<sup>3</sup> The SDA pin becomes an input pin at Reset. Otherwise it works normally.









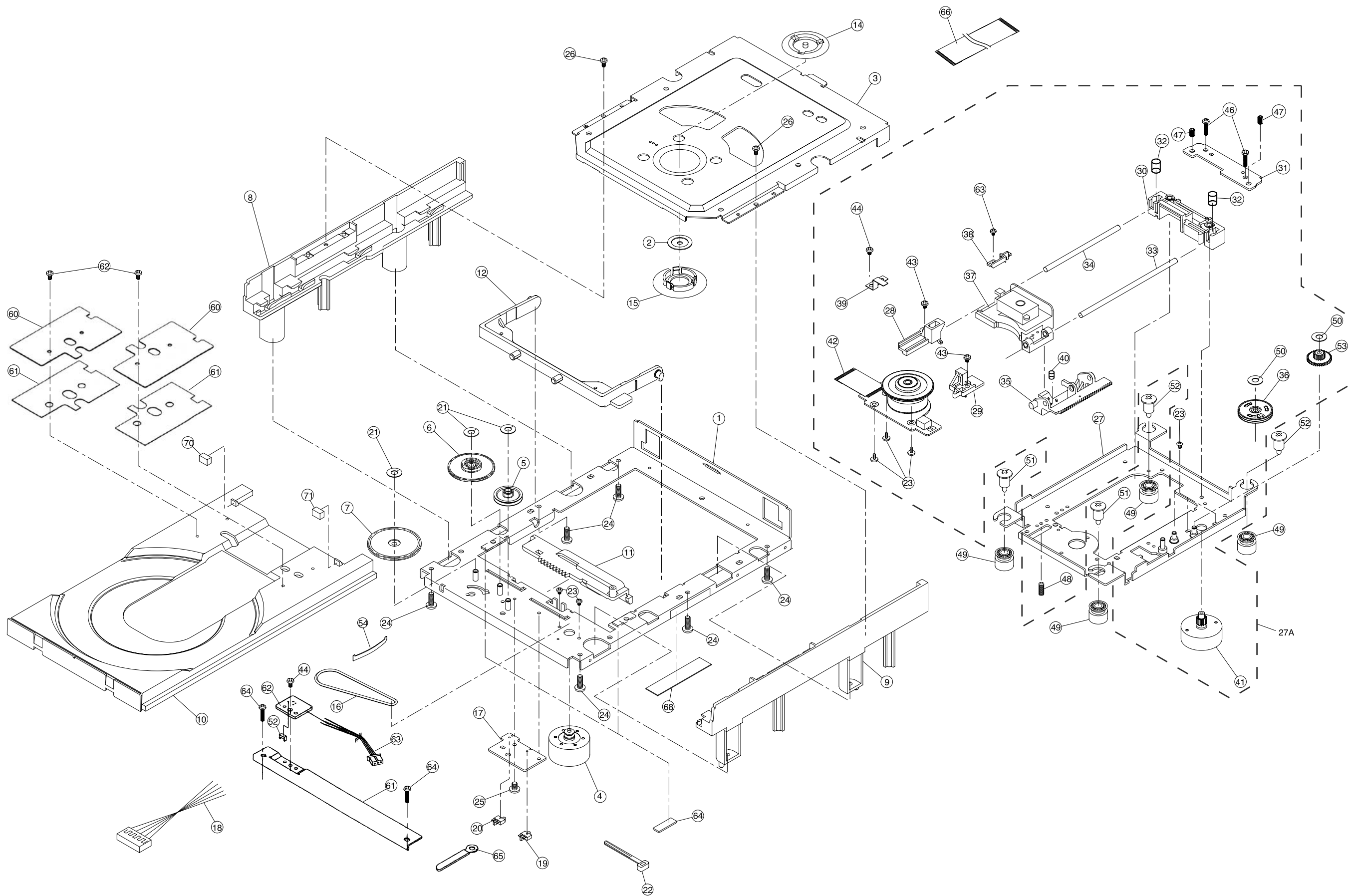
P.C.B. NAME	POS. NO.	VERS. COLOR	PART NO. (FOR EUR)	PART NO. (MJ)	PART NAME	DESCRIPTION
	003A		00M21AK304020	00M21AK304020	MECHANISM	MECHA LOADER AND MECHA TRAVERSE
	001B	/F1B	nsp	00M21AK248010	FRONT PANEL	FRONT PANEL DV9500 BL
	001B	/N1B	00M21AK248010	00M21AK248010	FRONT PANEL	FRONT PANEL DV9500 BL
	001B	/U1B	nsp	00M21AK248010	FRONT PANEL	FRONT PANEL DV9500 BL
	001B	/F1N	nsp	00M21AK248110	FRONT PANEL	FRONT PANEL DV9500 GL
	001B	/L1G	nsp	00M21AK248110	FRONT PANEL	FRONT PANEL DV9500 GL
	001B	/S1G	nsp	00M21AK248110	FRONT PANEL	FRONT PANEL DV9500 GL
	001B	/N1S	00M21AK248210	00M21AK248210	FRONT PANEL	FRONT PANEL DV9500 SL
	002B	/F1B	nsp	00M21AK105020	CHASSIS	FRONT CHASSIS BL
	002B	/N1B	00M21AK105020	00M21AK105020	CHASSIS	FRONT CHASSIS BL
	002B	/U1B	nsp	00M21AK105020	CHASSIS	FRONT CHASSIS BL
	002B	/F1N	nsp	00M21AK105120	CHASSIS	FRONT CHASSIS GL
	002B	/L1G	nsp	00M21AK105120	CHASSIS	FRONT CHASSIS GL
	002B	/S1G	nsp	00M21AK105120	CHASSIS	FRONT CHASSIS GL
	002B	/N1S	00M21AK105220	00M21AK105220	CHASSIS	FRONT CHASSIS SL
	005B		00M312J355010	00M312J355010	LENS	LENS STANDBY
	007B	/F1B	nsp	00M24AW251010	BADGE	BADGE MZ GL
	007B	/F1N	nsp	00M24AW251010	BADGE	BADGE MZ GL
	007B	/L1G	nsp	00M24AW251010	BADGE	BADGE MZ GL
	007B	/N1B	00M24AW251010	00M24AW251010	BADGE	BADGE MZ GL
	007B	/S1G	nsp	00M24AW251010	BADGE	BADGE MZ GL
	007B	/U1B	nsp	00M24AW251010	BADGE	BADGE MZ GL
	007B	/N1S	00M24AW251020	00M24AW251020	BADGE	BADGE MZ SL
	008B	/F1B	nsp	00M02AK251010	BADGE	BADGE SACD GL
	008B	/F1N	nsp	00M02AK251010	BADGE	BADGE SACD GL
	008B	/L1G	nsp	00M02AK251010	BADGE	BADGE SACD GL
	008B	/N1B	00M02AK251010	00M02AK251010	BADGE	BADGE SACD GL
	008B	/S1G	nsp	00M02AK251010	BADGE	BADGE SACD GL
	008B	/U1B	nsp	00M02AK251010	BADGE	BADGE SACD GL
	008B	/N1S	00M02AK251030	00M02AK251030	BADGE	BADGE SACD SL
	010B	/F1B	nsp	00M13AK270010	BUTTON	BUTTON FUNCTION BL
	010B	/N1B	00M13AK270010	00M13AK270010	BUTTON	BUTTON FUNCTION BL
	010B	/U1B	nsp	00M13AK270010	BUTTON	BUTTON FUNCTION BL
	010B	/F1N	nsp	00M13AK270110	BUTTON	BUTTON FUNCTION GL
	010B	/L1G	nsp	00M13AK270110	BUTTON	BUTTON FUNCTION GL
	010B	/S1G	nsp	00M13AK270110	BUTTON	BUTTON FUNCTION GL
	010B	/N1S	00M13AK270210	00M13AK270210	BUTTON	BUTTON FUNCTION SL
	011B	/F1B	nsp	00M21AK270010	BUTTON	BUTTON D.OFF/HP BL
	011B	/N1B	00M21AK270010	00M21AK270010	BUTTON	BUTTON D.OFF/HP BL
	011B	/U1B	nsp	00M21AK270010	BUTTON	BUTTON D.OFF/HP BL
	011B	/F1N	nsp	00M21AK270110	BUTTON	BUTTON D.OFF/HP GL
	011B	/L1G	nsp	00M21AK270110	BUTTON	BUTTON D.OFF/HP GL
	011B	/S1G	nsp	00M21AK270110	BUTTON	BUTTON D.OFF/HP GL
	011B	/N1S	00M21AK270210	00M21AK270210	BUTTON	BUTTON D.OFF/HP SL
	012B	/F1B	nsp	00M02AK270040	BUTTON	BUTTON POWER BL
	012B	/N1B	00M02AK270040	00M02AK270040	BUTTON	BUTTON POWER BL
	012B	/U1B	nsp	00M02AK270040	BUTTON	BUTTON POWER BL
	012B	/F1N	nsp	00M02AK270140	BUTTON	BUTTON POWER GL
	012B	/L1G	nsp	00M02AK270140	BUTTON	BUTTON POWER GL
	012B	/S1G	nsp	00M02AK270140	BUTTON	BUTTON POWER GL
	012B	/N1S	00M02AK270240	00M02AK270240	BUTTON	BUTTON POWER SL
	020B		00M21AK158010	00M21AK158010	WINDOW	WINDOW
	021B	/F1B	nsp	00M21AK063010	ESCUTCHEON	ESCUTCHEON WINDOW BL
	021B	/N1B	00M21AK063010	00M21AK063010	ESCUTCHEON	ESCUTCHEON WINDOW BL
	021B	/U1B	nsp	00M21AK063010	ESCUTCHEON	ESCUTCHEON WINDOW BL
	021B	/F1N	nsp	00M21AK063110	ESCUTCHEON	ESCUTCHEON WINDOW GL
	021B	/L1G	nsp	00M21AK063110	ESCUTCHEON	ESCUTCHEON WINDOW GL
	021B	/S1G	nsp	00M21AK063110	ESCUTCHEON	ESCUTCHEON WINDOW GL
	021B	/N1S	00M21AK063210	00M21AK063210	ESCUTCHEON	ESCUTCHEON WINDOW SL
	022B		00M21AK355010	00M21AK355010	LENS	LENS D.OFF/HP
	050B	/F1B	nsp	00M13AK063010	ESCUTCHEON	ESCUTCHEON TRAY BL
	050B	/N1B	00M13AK063010	00M13AK063010	ESCUTCHEON	ESCUTCHEON TRAY BL
	050B	/U1B	nsp	00M13AK063010	ESCUTCHEON	ESCUTCHEON TRAY BL
	050B	/F1N	nsp	00M13AK063110	ESCUTCHEON	ESCUTCHEON TRAY GL
	050B	/L1G	nsp	00M13AK063110	ESCUTCHEON	ESCUTCHEON TRAY GL
	050B	/S1G	nsp	00M13AK063110	ESCUTCHEON	ESCUTCHEON TRAY GL
	050B	/N1S	00M13AK063210	00M13AK063210	ESCUTCHEON	ESCUTCHEON TRAY SL

NOTE : "nsp" PARTS IS LISTED FOR REFERENCE ONLY, MARANTZ WILL NOT SUPPLY THESE PARTS.

P.C.B. NAME	POS. NO.	VERS. COLOR	PART NO. (FOR EUR)	PART NO. (MJ)	PART NAME	DESCRIPTION
	051B	/F1B	nsp	00M392K063160	ESCUTCHEON	BADGE ESCUTCHEON GL
	051B	/F1N	nsp	00M392K063160	ESCUTCHEON	BADGE ESCUTCHEON GL
	051B	/L1G	nsp	00M392K063160	ESCUTCHEON	BADGE ESCUTCHEON GL
	051B	/N1B	00M392K063160	00M392K063160	ESCUTCHEON	BADGE ESCUTCHEON GL
	051B	/S1G	nsp	00M392K063160	ESCUTCHEON	BADGE ESCUTCHEON GL
	051B	/U1B	nsp	00M392K063160	ESCUTCHEON	BADGE ESCUTCHEON GL
	051B	/N1S	00M392K063260	00M392K063260	ESCUTCHEON	BADGE ESCUTCHEON SL
	061B	/F1B	nsp	00M284T154310	KNOB	KNOB HP JACK BL
	061B	/N1B	00M284T154310	00M284T154310	KNOB	KNOB HP JACK BL
	061B	/U1B	nsp	00M284T154310	KNOB	KNOB HP JACK BL
	061B	/F1N	nsp	00M284T154250	KNOB	KNOB HP JACK GL
	061B	/L1G	nsp	00M284T154250	KNOB	KNOB HP JACK GL
	061B	/S1G	nsp	00M284T154250	KNOB	KNOB HP JACK GL
	061B	/N1S	00M284T154350	00M284T154350	KNOB	KNOB HP JACK SL
	009G		00M183J057010	00M183J057010	LEG	LEG FRONT GL
	010G		00M183J057110	00M183J057110	LEG	LEG REAR GL
	926G		00M396B010030	00M396B010030	SCREW	SCR. R.PANEL + RS232C
	▲ J001		00MYJ04002550	00MYJ04002550	INLET	! AC INLET TYPE R-301
	JA15		00MYT02011290	00MYT02011290	TERMINAL	EW-2560T-LH-W FOR L-CH(FRONT1)
	JA16		00MYT02011290	00MYT02011290	TERMINAL	EW-2560T-LH-W FOR L-CH(FRONT2)
	JA35		00MYT02011280	00MYT02011280	TERMINAL	EW-2560T-LH-R FOR R-CH(FRONT1)
	JA36		00MYT02011280	00MYT02011280	TERMINAL	EW-2560T-LH-R FOR R-CH(FRONT2)
	JC15		00MYT02011300	00MYT02011300	TERMINAL	EW-2560T-LH-B FOR CENTER-CH
	JC35		00MYT02011300	00MYT02011300	TERMINAL	EW-2560T-LH-B FOR SW(LFE)-CH
	JS15		00MYT02011300	00MYT02011300	TERMINAL	EW-2560T-LH-B FOR SL-CH
	JS35		00MYT02011300	00MYT02011300	TERMINAL	EW-2560T-LH-B FOR SR-CH
	L031		00MFC50230020	00MFC50230020	FERRITE CORE	TFCR-23-11-14 FOR W801
	L032		00MFC50160050	00MFC50160050	FERRITE CORE	TFCR-16813
	L033		00MFC50160050	00MFC50160050	FERRITE CORE	TFCR-16813
	L231		00MFC90280010	00MFC90280010	FERRITE CORE	HF70SH28*2*10 FPC FERRITE CORE
	L965		00MFC50150020	00MFC50150020	FERRITE CORE	ZCA1518-0730 FERRITE TDK
	L970		00MFC50160030	00MFC50160030	FERRITE CORE	FERRITE CORE TFCK-16-8-13
	LM31		00MFC90400010	00MFC90400010	FERRITE CORE	SCC-40-12 FOR WM01/JM01
	W271		nsp	00MYU26150520	FPC	J271-JD01
	WK01		nsp	00MYU40070510	FPC	JK01-JW01
	WK02		nsp	00MYU15100520	FPC	JK02-JW02
	WM01		nsp	00MYU28070520	FPC	JM01-JV04
	WN01	/N1B	nsp	00MYU08070280	FPC	JN01-JE02
	WN01	/N1S	nsp	00MYU08070280	FPC	JN01-JE02
	WU01		nsp	00MYU15120520	FPC	JU01-JF01
<b>PACKING</b>						
	001T	/F1B	nsp	00M21AK851110	USER GUIDE	USER GUIDE DV9500(F)
	001T	/F1N	nsp	00M21AK851110	USER GUIDE	USER GUIDE DV9500(F)
	001T	/L1G	nsp	00M21AK851350	USER GUIDE	USER GUIDE DV9500(L,S)
	001T	/S1G	nsp	00M21AK851350	USER GUIDE	USER GUIDE DV9500(L,S)
	001T	/N1B	00M21AK851310	00M21AK851310	USER GUIDE	USER GUIDE DV9500(N)1/2
	001T	/N1S	00M21AK851310	00M21AK851310	USER GUIDE	USER GUIDE DV9500(N)1/2
	001T	/U1B	nsp	00M21AK851250	USER GUIDE	USER GUIDE DV9500(U)
	005T	/N1S	00M21AK851320	00M21AK851320	USER GUIDE	USER GUIDE DV9500(N)2/2
	005T	/N1B	00M21AK851320	00M21AK851320	USER GUIDE	USER GUIDE DV9500(N)2/2
	001Z		00MZK21AK0010	00MZK21AK0010	REMOTE CONTROLLER	REMOTE CONTROLLER RC8500DV
	▲ W001	/F1B	nsp	00MZC01802080	MAINS CORD	# MAINS CORD MITY 125V 12A
	▲ W001	/F1N	nsp	00MZC01802080	MAINS CORD	# MAINS CORD MITY 125V 12A
	▲ W001	/L1G	nsp	00MZC01807030	MAINS CORD	# MAINS CORD TAIWAN 10A 125V
	▲ W001	/N1B	00MZC01803080	00MZC01803080	MAINS CORD	# 2P MAINS CORD 10A 250V CLASS2
	▲ W001	/N1S	00MZC01803080	00MZC01803080	MAINS CORD	# 2P MAINS CORD 10A 250V CLASS2
	▲ W001	/S1G	nsp	00MZC01804100	MAINS CORD	# MAINS CORD AC 250V 10A FOR UK
	▲ W001	/U1B	nsp	00MZC01803100	MAINS CORD	# MAINS CORD UL/CSA 10A 125V
<b>NOT STANDARD SPARE PART</b>						
	001S		nsp	00M21AK801010	PACKING CASE	PACKING CASE DV9500
	002S		nsp	00M02AJ809010	CUSHION	CUSHION
	001D	/F1B	nsp	00M21AK257010	LID	TOP COVER BL
	001D	/N1B	nsp	00M21AK257010	LID	TOP COVER BL
	001D	/U1B	nsp	00M21AK257010	LID	TOP COVER BL
	001D	/L1G	nsp	00M21AK257110	LID	TOP COVER GL
	001D	/L1G	nsp	00M21AK257110	LID	TOP COVER GL
	001D	/S1G	nsp	00M21AK257110	LID	TOP COVER GL
	001D	/N1S	nsp	00M21AK257210	LID	TOP COVER SL

NOTE : "nsp" PARTS IS LISTED FOR REFERENCE ONLY, MARANTZ WILL NOT SUPPLY THESE PARTS.





P.C.B. NAME	POS. NO.	VERS. COLOR	PART NO. (FOR EUR)	PART NO. (MJI)	PART NAME	DESCRIPTION	
	1		nsp	nsp	CHASSIS	MAIN CHASSIS ASSY	9KC 1A01 7
	2		90M13AK160210	90M13AK160210	BRACKET	CLAMPER BRACKET	9KA 7P08 5
	3		nsp	nsp	BRACKET	GUIDE CLAMP BRACKET	
	4		90M-MM001290R	90M-MM001290R	MOTOR	LOADING MOTOR ASSY	9KC 2A00 3
	5		90M13AK058230	90M13AK058230	GEAR	LOADING GEAR	9KC 2G02 9
	6		90M13AK058210	90M13AK058210	GEAR	LOADING GEAR 2ND	9KB 9G03 0
	7		90M13AK058220	90M13AK058220	GEAR	LOADING GEAR 3RD	9KB 9G03 1
	8		90M13AK105210	90M13AK105210	CHASSIS	SUB CHASSIS-L	9KA 2G41 7
	9		90M13AK105220	90M13AK105220	CHASSIS	SUB CHASSIS-R	9KA 2G41 8
	10		90M13AK163210	90M13AK163210	TRAY	TRAY-D4	9KA 2G778
	11		90M13AK054210	90M13AK054210	CAM	SLIDE-CAM	9KC 1G00 3
	12		90M13AK002210	90M13AK002210	ARM	TRAVERSE ARM	9KC 1G00 4
	14		90M13AK005210	90M13AK005210	CLAMPER	CLAMPER H	9KA 7G20 2
	15		90M13AK005220	90M13AK005220	CLAMPER	CLAMPER L	9KA 7G20 3
	16		90M13AK264210	90M13AK264210	BELT	LOADING BELT	9KB 9G01 5
	17		nsp	nsp	PCB ASSY	SWITCH P.W.B.	9KC 1P01 4
	18		nsp	nsp	CORD	5P PH WIRE	9KC 2G04 3
	19		90M-SP001260R	90M-SP001260R	SWITCH	SWITCH ESE22MH21	9KS 01W2 04
	20		90M-SP001270R	90M-SP001270R	SWITCH	SWITCH ESE22MH23	9KS 01W2 05
	21		90M13AK012210	90M13AK012210	WASHER	POLY.SLIT WASHER 2.6X6X0.25C	9KP 26C6 25
	22		nsp	nsp	CLAMPER	WIRE CLAMPER	445 8004 007
	23		nsp	nsp	SCREW	PRECISION SCREW 1.7X2.2 TYPE3	9KS 17N0 22
	24		nsp	nsp	SCREW	SCREW 2.6X6 CBTS(B)-Z	9KB 26BK 06
	25		nsp	nsp	SCREW	PRECISION SCREW 2X3(S) TYPE3	9KS 20TK 33
	26		nsp	nsp	SCREW	SCREW 2X6 CBTS(P)-Z	9KB 20PK 06
	27A		90M13AK304210	90M13AK304210	MECHANISM	TRAVERSE MECHA (FEED) ASSY	9KC 2A06 3A
	23		nsp	nsp	SCREW	PRECISION SCREW 1.7X2.2 TYPE3	
	27		nsp	nsp	CHASSIS	PU CHASSIS ASSY	
	28		nsp	nsp	HOLDER	SHAFT HOLDER L	
	29		nsp	nsp	HOLDER	SHAFT HOLDER R	
	30		nsp	nsp	BRACKET	SHAFT TILT BASE	
	31		nsp	nsp	RETAINER	SHAFT TILT PLATE	
	32		nsp	nsp	SPRING	TILT SPRING	
	33		nsp	nsp	SHAFT	MAIN SHAFT	
	34		nsp	nsp	SHAFT	SUB SHAFT	
	35		nsp	nsp	GEAR	PU RACK GEAR	
	37		nsp	nsp	MECHANISM	PICK UP HOP-1200R	
	38		nsp	nsp	SPRING	PU SPRING	
	39		nsp	nsp	SPRING	SHAFT SPRING	
	40		nsp	nsp	SPRING	RACK GEAR SPRING	
	42		nsp	nsp	MOTOR	T/T MOTOR ASSY	
	43		nsp	nsp	SCREW	SCREW 2.6X6 CBTS(S)-Z	
	44		nsp	nsp	SCREW	SCREW 2.6X4 CBTS(S)-Z	
	46		nsp	nsp	SCREW	SCREW 2.6X15 CFTS(S)-Z	
	47		nsp	nsp	SCREW	SCREW 3X4 BSS	
	48		nsp	nsp	SCREW	SCREW 3X8 BSS (A)	
	63		nsp	nsp	SCREW	PRECISION SCREW 1.7X5 TYPE3	
	23		nsp	nsp	SCREW	PRECISION SCREW 1.7X2.2 TYPE3	
	36		nsp	nsp	GEAR	FEED GEAR 2ND ASSY	
	41		nsp	nsp	MOTOR	FEED MOTOR ASSY	
	50		nsp	nsp	WASHER	POLY.SLIT WASHER 2.1X4X0.25C	
	53		nsp	nsp	GEAR	FEED GEAR 3RD	
	49		90M13AK130210	90M13AK130210	DAMPER	DAMPER-SI25-LB	9KA 2G643
	51		nsp	nsp	SCREW	SPECIAL SCREW (FRONT)	
	52		nsp	nsp	SCREW	SPECIAL SCREW (REAR)	
	54		90M13AK116210	90M13AK116210	LEAF SPRING	TRAY-SPRING-VXF	9KB 7P02 4
	60		90M13AK104210	90M13AK104210	RETAINER	PLATE-RE-2HPC	9KC 2P03 1
	61		90M13AK104220	90M13AK104220	RETAINER	WF-PLATE-RE-2HPC	9KC 2P03 2
	62		nsp	nsp	SCREW	PRECISION SCREW 2X4(P) TYPE1	9KS 20P1 04
	64		nsp	nsp	CUSHION	RUBBER CUSHION	9KC 1G04 2
	66		90M-YU001350R	90M-YU001350R	FFC	FFC-0.5-24 L=80	9KA 2P70 6
	68		nsp	nsp	TAPE	TAPE W10X45 (NITTO NO.156)	
	70		nsp	nsp	CUSHION	CUSHION L 6X3X14	9KC 2G07 6
	71		nsp	nsp	CUSHION	CUSHION R 6X3X12	9KC 2G07 7

NOTE : "nsp" PARTS IS LISTED FOR REFERENCE ONLY, MARANTZ WILL NOT SUPPLY THESE PARTS.

# 17. ELECTRICAL PARTS LIST

## PARTS INFORMATION

### RESISTORS

- 1) 00MGD05xxx140, Carbon film fixed resistor, ±5% 1/4W
- 2) 00MGD05xxx160, Carbon film fixed resistor, ±5% 1/6W

① Resistance value

Examples ;

- ① Resistance value
- |                |                |                 |                 |
|----------------|----------------|-----------------|-----------------|
| 0.1 Ω .... 001 | 10 Ω .... 100  | 1 kΩ .... 102   | 100 kΩ .... 104 |
| 0.5 Ω .... 005 | 18 Ω .... 180  | 2.7 kΩ .... 272 | 680 kΩ .... 684 |
| 1 Ω .... 010   | 100 Ω .... 101 | 10 kΩ .... 103  | 1 MΩ .... 105   |
| 6.8 Ω .... 068 | 390 Ω .... 391 | 22 kΩ .... 223  | 4.7 MΩ .... 475 |

Note : Please distinguish 1/4W from 1/6W by the shape of parts used actually.

### CAPACITORS

#### CERAMIC CAP.

- 3) 00MDD1xxx370 Ceramic capacitor  
Disc type  
Temp.coeff.P350 ~N1000, 50V
- ② Capacity value  
③ Tolerance

Examples ;

- ② Tolerance (Capacity deviation)
- ±0.25 pF .... 0
  - ±0.5 pF .... 1
  - ±5% .... 5

\* Tolerance of COMMON PARTS handled here are as follows :

- 0.5 pF ~ 5 pF .... ±0.25 pF
- 6 pF ~ 10 pF .... ±0.5 pF
- 12 pF ~ 560 pF .... ±5%

③ Capacity value

- |                 |                |                 |
|-----------------|----------------|-----------------|
| 0.5 pF .... 005 | 3 pF .... 030  | 100 pF .... 101 |
| 1 pF .... 010   | 10 pF .... 100 | 220 pF .... 221 |
| 1.5 pF .... 015 | 47 pF .... 470 | 560 pF .... 561 |

#### CERAMIC CAP.

- 4) 00MDK16xxx300, High dielectric constant ceramic capacitor  
Disc type  
Temp.chara. 2B4, 50V
- ④ Capacity value

Examples ;

- ④ Capacity value
- |                 |                  |                   |
|-----------------|------------------|-------------------|
| 100 pF .... 101 | 1000 pF .... 102 | 10000 pF .... 103 |
| 470 pF .... 471 | 2200 pF .... 222 |                   |

#### ELECTROLY CAP. ( $\text{⏏}$ )

- 5) 00MEAxxxxxx10, Electrolytic capacitor  
One-way lead type, Tolerance ±20%
- ⑤ Capacity value  
⑥ Working voltage

Examples ;

- ⑤ Capacity value
- |                  |                 |                  |
|------------------|-----------------|------------------|
| 0.1 μF .... 104  | 4.7 μF .... 475 | 100 μF .... 107  |
| 0.33 μF .... 334 | 10 μF .... 106  | 330 μF .... 337  |
| 1 μF .... 105    | 22 μF .... 226  | 1100 μF .... 118 |
|                  |                 | 2200 μF .... 228 |
- ⑥ Working voltage
- |               |              |
|---------------|--------------|
| 6.3V .... 006 | 25V .... 025 |
| 10V .... 010  | 35V .... 035 |
| 16V .... 016  | 50V .... 050 |

#### FILM CAP. ( $\text{⏏}$ )

- 6) 00MDF15xxx350 Plastic film capacitor  
One-way type, Mylar ±5% 50V
  - 00MDF16xxx310 Plastic film capacitor  
One-way type, Mylar ±10% 50V
- ⑦ Capacity value

Examples ;

- ⑦ Capacity value
- |                              |                  |
|------------------------------|------------------|
| 0.001 μF (1000 pF) ..... 102 | 0.1 μF .... 104  |
| 0.0018 μF ..... 182          | 0.56 μF .... 564 |
| 0.01 μF ..... 103            | 1 μF .... 105    |
| 0.015 μF ..... 153           |                  |

## NOTE ON SAFETY FOR FUSIBLE RESISTOR :

The suppliers and their type numbers of fusible resistors are as follows;

### 1. KOA Corporation

- | Part No. (MJI) | Type No. (KOA) | Description |
|----------------|----------------|-------------|
| 00MNH05xxx140  | RF25SxxxxΩJ    | (±5% 1/4W)  |
| 00MNH05xxx120  | RF50SxxxxΩJ    | (±5% 1/2W)  |
| 00MNH85xxx110  | RF73B2AxxxxΩJ  | (±5% 1/10W) |
| 00MNH95xxx140  | RF73B2ExxxxΩJ  | (±5% 1/4W)  |
- \* Resistance value      Resistance value (0.1 Ω - 10 kΩ)

### 2. Matsushita Electronic Components Co., Ltd

- | Part No. (MJI) | Type No. (MEC) | Description |
|----------------|----------------|-------------|
| 00MNF05xxx140  | ERD-2FCJxxx    | (±5% 1/4W)  |
| 00MRF05xxx140  |                |             |
| 00MNF02xxx140  | ERD-2FCGxxx    | (±2% 1/4W)  |
| 00MRF02xxx140  |                |             |
- \* Resistance value      \* Resistance value

Examples ;

- \* Resistance value
- |                |                |                 |                 |
|----------------|----------------|-----------------|-----------------|
| 0.1 Ω .... 001 | 10 Ω .... 100  | 1 kΩ .... 102   | 100 kΩ .... 104 |
| 0.5 Ω .... 005 | 18 Ω .... 180  | 2.7 kΩ .... 272 | 680 kΩ .... 684 |
| 1 Ω .... 010   | 100 Ω .... 101 | 10 kΩ .... 103  | 1 MΩ .... 105   |
| 6.8 Ω .... 068 | 390 Ω .... 391 | 22 kΩ .... 223  | 4.7 MΩ .... 475 |

## ABBREVIATION AND MARKS

ANT. : ANTENNA	BATT. : BATTERY
CAP. : CAPACITOR	CER. : CERAMIC
CONN. : CONNECTING	DIG. : DIGITAL
HP : HEADPHONE	MIC. : MICROPHONE
μ-PRO : MICROPROCESSOR	REC. : RECORDING
RES. : RESISTOR	SPK : SPEAKER
SW : SWITCH	TRANSF. : TRANSFORMER
TRIM. : TRIMMING	TRS. : TRANSISTOR
VAR. : VARIABLE	X'TAL : CRYSTAL

## NOTE ON FUSE :

Regarding to all parts of parts code **00MFS20xxx2xx**, replace only with Wickmann-Werke GmbH, Type 372 non glass type fuse.

## NOTE ON SAFETY :

Symbol **⚠** Fire or electrical shock hazard. Only original parts should be used to replaced any part marked with symbol **⚠**. Any other component substitution (other than original type), may increase risk of fire or electrical shock hazard.

## 安全上の注意 :

**⚠**がついている部品は、安全上重要な部品です。必ず指定されている部品番号の部品を使用して下さい。



P.C.B. NAME	POS. NO.	VERS. COLOR	PART NO. (FOR EUR)	PART NO. (MJI)	PART NAME	DESCRIPTION
P801	▲ C801		00MDF17104630	00MDF17104630	FILM CAP.	# ECOU2A/04ML 0.1 UF/250V
P801	▲ C802		00MDF17104630	00MDF17104630	FILM CAP.	# ECOU2A/04ML 0.1 UF/250V
P801	▲ C803	/F1B	nsp	00MDK17471520	CERAMIC CAP.	# DE0910 B 471K -KX 470PF 250V
P801	▲ C803	/F1N	nsp	00MDK17471520	CERAMIC CAP.	# DE0910 B 471K -KX 470PF 250V
P801	▲ C803	/L1G	nsp	00MDK17471520	CERAMIC CAP.	# DE0910 B 471K -KX 470PF 250V
P801	▲ C803	/N1B	00MDK17221520	00MDK17221520	CERAMIC CAP.	# DE0910 B 221K -KX 220PF 250V
P801	▲ C803	/N1S	00MDK17221520	00MDK17221520	CERAMIC CAP.	# DE0910 B 221K -KX 220PF 250V
P801	▲ C803	/S1G	nsp	00MDK17221520	CERAMIC CAP.	# DE0910 B 221K -KX 220PF 250V
P801	▲ C803	/U1B	nsp	00MDK17471520	CERAMIC CAP.	# DE0910 B 471K -KX 470PF 250V
P801	▲ C804	/F1B	nsp	00MDK17471520	CERAMIC CAP.	# DE0910 B 471K -KX 470PF 250V
P801	▲ C804	/F1N	nsp	00MDK17471520	CERAMIC CAP.	# DE0910 B 471K -KX 470PF 250V
P801	▲ C804	/L1G	nsp	00MDK17471520	CERAMIC CAP.	# DE0910 B 471K -KX 470PF 250V
P801	▲ C804	/N1B	00MDK17221520	00MDK17221520	CERAMIC CAP.	# DE0910 B 221K -KX 220PF 250V
P801	▲ C804	/N1S	00MDK17221520	00MDK17221520	CERAMIC CAP.	# DE0910 B 221K -KX 220PF 250V
P801	▲ C804	/S1G	nsp	00MDK17221520	CERAMIC CAP.	# DE0910 B 221K -KX 220PF 250V
P801	▲ C804	/U1B	nsp	00MDK17471520	CERAMIC CAP.	# DE0910 B 471K -KX 470PF 250V
P801	▲ C805	/F1B	nsp	00MEA227200P0	ELECT. CAP.	! 220UF 200V (ELNA R.J4 SERIES)
P801	▲ C805	/F1N	nsp	00MEA227200P0	ELECT. CAP.	! 220UF 200V (ELNA R.J4 SERIES)
P801	▲ C805	/L1G	nsp	00MEA227200P0	ELECT. CAP.	! 220UF 200V (ELNA R.J4 SERIES)
P801	▲ C805	/N1B	00MEA12740070	00MEA12740070	ELECT. CAP.	! RE3-400V121MK9 120UF/400V
P801	▲ C805	/N1S	00MEA12740070	00MEA12740070	ELECT. CAP.	! RE3-400V121MK9 120UF/400V
P801	▲ C805	/S1G	nsp	00MEA12740070	ELECT. CAP.	! RE3-400V121MK9 120UF/400V
P801	▲ C805	/U1B	nsp	00MEA227200P0	ELECT. CAP.	! 220UF 200V (ELNA R.J4 SERIES)
P801	C806	/F1B	nsp	00MDK16151910	CERAMIC CAP.	DE0405-1B151K2K 150P 2KV SHORT
P801	C806	/F1N	nsp	00MDK16151910	CERAMIC CAP.	DE0405-1B151K2K 150P 2KV SHORT
P801	C806	/L1G	nsp	00MDK16151910	CERAMIC CAP.	DE0405-1B151K2K 150P 2KV SHORT
P801	C806	/N1B	nsp	00MDK16101910	CERAMIC CAP.	DEBB33D101K 100PF 2KV
P801	C806	/N1S	nsp	00MDK16101910	CERAMIC CAP.	DEBB33D101K 100PF 2KV
P801	C806	/S1G	nsp	00MDK16101910	CERAMIC CAP.	DEBB33D101K 100PF 2KV
P801	C806	/U1B	nsp	00MDK16151910	CERAMIC CAP.	DE0405-1B151K2K 150P 2KV SHORT
P801	C807		nsp	00MOA22605020	ELECT. CAP.	22 UF M 50V RA-2
P801	C808		00MDF15334350	00MDF15334350	FILM CAP.	0.33UF,J,T,50V
P801	C809		00MDF15224350	00MDF15224350	FILM CAP.	0.22UF,J,T,50V
P801	C810		00MDF15472350	00MDF15472350	FILM CAP.	0.0047UF,J,M,50V
P801	C811		00MDF15104350	00MDF15104350	FILM CAP.	0.1UF,J,N,50V
P801	▲ C812		00MDK17221520	00MDK17221520	CERAMIC CAP.	! DE0910 B 221K -KX 220PF 250V
P801	C813		nsp	00MOA10510020	ELECT. CAP.	1 UF M 100V RA-2
P801	C814		nsp	00MOA47605020	ELECT. CAP.	47 UF M 50V RA-2
P801	C815		nsp	00MOA47605020	ELECT. CAP.	47 UF M 50V RA-2
P801	C816		nsp	00MOA22701020	ELECT. CAP.	220 UF M 10V RA-2
P801	C819		nsp	00MEA10801620	ELECT. CAP.	1000UF/ 16V
P801	C820		nsp	00MOA22701020	ELECT. CAP.	220 UF M 10V RA-2
P801	C821		nsp	00MEA10801620	ELECT. CAP.	1000UF/ 16V
P801	C822		nsp	00MOA47701020	ELECT. CAP.	470 UF M 10V RA-2
P801	C823		nsp	00MOA22701020	ELECT. CAP.	220 UF M 10V RA-2
P801	C824		nsp	00MOA47702520	ELECT. CAP.	470UF 25V M RA-2
P801	C825		nsp	00MOA22701620	ELECT. CAP.	220 UF M 16V RA-2
P801	C826		nsp	00MOA22701020	ELECT. CAP.	220 UF M 10V RA-2
P801	C829		nsp	00MOA22701620	ELECT. CAP.	220 UF M 16V RA-2
P801	C841		nsp	00MOA10606320	ELECT. CAP.	10 UF 63V RA-2
P801	▲ C844	/F1B	nsp	00MDF77103500	FILM CAP.	# 0.01UF M 250V AC
P801	▲ C844	/F1N	nsp	00MDF77103500	FILM CAP.	# 0.01UF M 250V AC
P801	▲ C844	/L1G	nsp	00MDF77103500	FILM CAP.	# 0.01UF M 250V AC
P801	▲ C844	/N1B	00MDK17472900	00MDK17472900	FILM CAP.	#DE1310E 472M-KH
P801	▲ C844	/N1S	00MDK17472900	00MDK17472900	FILM CAP.	#DE1310E 472M-KH
P801	▲ C844	/S1G	nsp	00MDK17472900	FILM CAP.	#DE1310E 472M-KH
P801	▲ C844	/U1B	nsp	00MDF77103500	FILM CAP.	# 0.01UF M 250V AC
P801	C851		00MOB10803510	00MOB10803510	ELECT. CAP	35V 1000UF BLOCK
P801	C852		00MOB10803510	00MOB10803510	ELECT. CAP	35V 1000UF BLOCK
P801	C853		nsp	00MOA47602520	ELECT. CAP.	47 UF M 25V RA-2
P801	C854		nsp	00MOA47602520	ELECT. CAP.	47 UF M 25V RA-2
P801	C855	/F1B	nsp	00MOA22702550	ELECT. CAP.	220UF M 25 V ARA
P801	C855	/F1N	nsp	00MOA22702550	ELECT. CAP.	220UF M 25 V ARA
P801	C855	/L1G	nsp	00MOA22702550	ELECT. CAP.	220UF M 25 V ARA
P801	C855	/N1B	nsp	00MOA22701640	ELECT. CAP.	220UF 16V ARS
P801	C855	/N1S	nsp	00MOA22701640	ELECT. CAP.	220UF 16V ARS
P801	C855	/S1G	nsp	00MOA22701640	ELECT. CAP.	220UF 16V ARS

NOTE : "nsp" PARTS IS LISTED FOR REFERENCE ONLY, MARANTZ WILL NOT SUPPLY THESE PARTS.

P.C.B. NAME	POS. NO.	VERS. COLOR	PART NO. (FOR EUR)	PART NO. (MJI)	PART NAME	DESCRIPTION
P801	C855	/U1B	nsp	00MOA22702550	ELECT. CAP.	220UF M 25 V ARA
P801	C856	/F1B	nsp	00MOA22702550	ELECT. CAP.	220UF M 25 V ARA
P801	C856	/F1N	nsp	00MOA22702550	ELECT. CAP.	220UF M 25 V ARA
P801	C856	/L1G	nsp	00MOA22702550	ELECT. CAP.	220UF M 25 V ARA
P801	C856	/N1B	nsp	00MOA22701640	ELECT. CAP.	220UF 16V ARS
P801	C856	/N1S	nsp	00MOA22701640	ELECT. CAP.	220UF 16V ARS
P801	C856	/S1G	nsp	00MOA22701640	ELECT. CAP.	220UF 16V ARS
P801	C856	/U1B	nsp	00MOA22702550	ELECT. CAP.	220UF M 25 V ARA
P801	C861		nsp	00MOA22801620	ELECT. CAP.	2200UF 16V
P801	C862		nsp	00MOA22701020	ELECT. CAP.	220 UF M 10V RA-2
P801	C863		nsp	00MOA10701020	ELECT. CAP.	100 UF M 10V RA-2
P801	C871		nsp	00MOA10802520	ELECT. CAP.	1000 UF M 25V RA-2
P801	C872		nsp	00MOA10405020	ELECT. CAP.	0.1 UF M 50V RA-2
P801	C873		nsp	00MOA10606320	ELECT. CAP.	10 UF M 63V RA-2
P801	▲ D801		00MHD20031290	00MHD20031290	DIODE	! S1WB(A)60 30A 600V
P801	D802		nsp	00MHD20002000	DIODE	1SS176,MA165,1SS254 30V 0.1A
P801	D803		00MHD32201000	00MHD32201000	ZENER DIODE	22V ZENER EQUIVALENT
P801	▲ D804		00MHD20049080	00MHD20049080	DIODE	! AG01 400V 0.7A
P801	D805		00MHD31801000	00MHD31801000	ZENER DIODE	18V ZENER EQUIVALENT
P801	D806		00MHD30911000	00MHD30911000	ZENER DIODE	9.1V ZENER EQUIVALENT
P801	▲ D807		00MHD20049080	00MHD20049080	DIODE	! AG01 400V 0.7A
P801	D808		00MHD32001000	00MHD32001000	ZENER DIODE	20V ZENER EQUIVALENT
P801	D810		00MHD30911000	00MHD30911000	ZENER DIODE	9.1V ZENER EQUIVALENT
P801	▲ D811		00MHD20050080	00MHD20050080	DIODE	! RK46(SBD)60V 3.5A
P801	▲ D812		00MHD20050080	00MHD20050080	DIODE	! RK46(SBD)60V 3.5A
P801	▲ D814		00MHD20050080	00MHD20050080	DIODE	! RK46(SBD)60V 3.5A
P801	▲ D815		00MHD20050080	00MHD20050080	DIODE	! RK46(SBD)60V 3.5A
P801	▲ D817		00MHD20053080	00MHD20053080	DIODE	! EK19 90V 1.5A
P801	D818		00MHD32001000	00MHD32001000	ZENER DIODE	20V ZENER EQUIVALENT
P801	D819		00MHD30911000	00MHD30911000	ZENER DIODE	9.1V ZENER EQUIVALENT
P801	D841		nsp	00MHD20002000	DIODE	1SS176,MA165,1SS254 30V 0.1A
P801	▲ D845		00MHD20055100	00MHD20055100	DIODE	! SHOTTKY 11EQS10 1A 100V
P801	▲ D851		00MHD20055100	00MHD20055100	DIODE	! SHOTTKY 11EQS10 1A 100V
P801	▲ D852		00MHD20055100	00MHD20055100	DIODE	! SHOTTKY 11EQS10 1A 100V
P801	▲ D853		00MHD20055100	00MHD20055100	DIODE	! SHOTTKY 11EQS10 1A 100V
P801	▲ D854		00MHD20055100	00MHD20055100	DIODE	! SHOTTKY 11EQS10 1A 100V
P801	D855		00MHD31001000	00MHD31001000	ZENER DIODE	10V ZENER EQUIVALENT
P801	D856		00MHD31001000	00MHD31001000	ZENER DIODE	10V ZENER EQUIVALENT
P801	D857		nsp	00MHD20002000	DIODE	1SS176,MA165,1SS254 30V 0.1A
P801	D858		nsp	00MHD20002000	DIODE	1SS176,MA165,1SS254 30V 0.1A
P801	▲ D861		00MHD20055100	00MHD20055100	DIODE	! SHOTTKY 11EQS10 1A 100V
P801	▲ D862		00MHD20055100	00MHD20055100	DIODE	! SHOTTKY 11EQS10 1A 100V
P801	▲ D863		00MHD20055100	00MHD20055100	DIODE	! SHOTTKY 11EQS10 1A 100V
P801	▲ D864		00MHD20055100	00MHD20055100	DIODE	! SHOTTKY 11EQS10 1A 100V
P801	▲ D871		00MHD20055100	00MHD20055100	DIODE	! SHOTTKY 11EQS10 1A 100V
P801	▲ D872		00MHD20055100	00MHD20055100	DIODE	! SHOTTKY 11EQS10 1A 100V
P801	D873		nsp	00MHD20055100	DIODE	SHOTTKY 11EQS10 1A 100V
P801	D875		nsp	00MHD20002000	DIODE	1SS176,MA165,1SS254 30V 0.1A
P801	▲ F801		00MFS20250200	00MFS20250200	FUSE	# T2.5A/250V TR5 NO.19372 (TP)
P801	▲ F802		00MFS20025200	00MFS20025200	FUSE	# T250MA/250V TR5 NO.19372(TP)
P801	▲ F803		00MFS20315200	00MFS20315200	FUSE	# FUSE 3.15A 250V SEMKO VDE
P801	▲ F851		00MFS20050200	00MFS20050200	FUSE	# T500MA/250V TR5 NO.19372(TP)
P801	▲ F852		00MFS20050200	00MFS20050200	FUSE	# T500MA/250V TR5 NO.19372(TP)
P801	▲ F853		00MFS20050200	00MFS20050200	FUSE	# T500MA/250V TR5 NO.19372(TP)
P801	▲ L801		00MLC22260130	00MLC22260130	CHOKE COIL	# 22MH X2 LINE FILTER
P801	L803		00MLC14734500	00MLC14734500	CHOKE COIL	RCH-110 47UH 2.5A
P801	L804		00MFC90050130	00MFC90050130	FERRITE CORE	BL02RN2-R62T2 FERRITE BEAD
P801	▲ L841		00MLY10060010	00MLY10060010	RELAY	# SDT-S-106LMR TV-5 DC6V 250MW
P801	▲ Q801		00MHF22943000	00MHF22943000	F.E.T.	! 2SK2943 900V 3A
P801	Q802		00MHC10007130	00MHC10007130	IC	FA3647P PWM CONTROL IC
P801	▲ Q803		00MHW10032320	00MHW10032320	PHOTO UNIT	! PC-123F2 PHOTO COUPLER
P801	Q804		00MHC33036590	00MHC33036590	IC	TL431CZ PROG.VOLTAGE REFERENCE
P801	▲ Q806		00MHC10006080	00MHC10006080	IC	! SI-3050C +5V 1.5A WITH SW
P801	▲ Q807		00MHC10006080	00MHC10006080	IC	! SI-3050C +5V 1.5A WITH SW
P801	▲ Q808		00MHC3691208F	00MHC3691208F	IC	! SI-3120F +12V 1A WITH SW
P801	Q809		00MHT316272B0	00MHT316272B0	TRANSISTOR	2SC1627 O,Y 80V 300MA 600MW TO
P801	▲ Q812		00MHC3890809F	00MHC3890809F	IC	! +8V 1A REGULATOR NJM7808FA

NOTE : "nsp" PARTS IS LISTED FOR REFERENCE ONLY, MARANTZ WILL NOT SUPPLY THESE PARTS.

P.C.B. NAME	POS. NO.	VERS. COLOR	PART NO. (FOR EUR)	PART NO. (MJI)	PART NAME	DESCRIPTION
P801	Q813		00MHT30001000	00MHT30001000	TRANSISTOR	C2458,C1740S,C3199,ETC.
P801	Q814		00MHT316272B0	00MHT316272B0	TRANSISTOR	2SC1627 O,Y 80V 300MA 600MW TO
P801	▲ Q841		00MHT10001000	00MHT10001000	TRANSISTOR	! A1048,A933S,A1267,ETC.
P801	Q842		00MBA20001000	00MBA20001000	SEMICON.COMP	DTC114ES/UN4211 10K,10K
P801	▲ Q853		00MHT41415100	00MHT41415100	TRANSISTOR	! 2SD1415A
P801	▲ Q854		00MHT21020100	00MHT21020100	TRANSISTOR	! 2SB1020A
P801	▲ Q861		00MHC3690521F	00MHC3690521F	IC	! BA05T 5V/1A
P801	▲ Q862		00MHC36J3321F	00MHC36J3321F	IC	! BA033T
P801	Q871		00MHT30001000	00MHT30001000	TRANSISTOR	C2458,C1740S,C3199,ETC.
P801	Q872		00MHT30001000	00MHT30001000	TRANSISTOR	C2458,C1740S,C3199,ETC.
P801	Q874		00MHT10001000	00MHT10001000	TRANSISTOR	A1048,A933S,A1267,ETC.
P801	Q875		00MBA20004000	00MBA20004000	SEMICON.COMP	DTC114TS/UN4215 10K
P801	▲ R801	/F1B	nsp	00MRC10225820	RESISTOR	! 2.2M OHM +- 10% 1/2W FOR UL
P801	▲ R801	/F1N	nsp	00MRC10225820	RESISTOR	! 2.2M OHM +- 10% 1/2W FOR UL
P801	▲ R801	/L1G	nsp	00MRC10225820	RESISTOR	! 2.2M OHM +- 10% 1/2W FOR UL
P801	▲ R801	/N1B	00MRC05105010	00MRC05105010	RESISTOR	! 1M OHM +-5% 1W RCR60 L15
P801	▲ R801	/N1S	00MRC05105010	00MRC05105010	RESISTOR	! 1M OHM +-5% 1W RCR60 L15
P801	▲ R801	/S1G	nsp	00MRC05105010	RESISTOR	! 1M OHM +-5% 1W RCR60 L15
P801	▲ R801	/U1B	nsp	00MRC10225820	RESISTOR	! 2.2M OHM +- 10% 1/2W FOR UL
P801	R802	/F1B	nsp	00MGD05224160	RESISTOR	220K OHM +- 5% 1/6W
P801	R802	/F1N	nsp	00MGD05224160	RESISTOR	220K OHM +- 5% 1/6W
P801	R802	/L1G	nsp	00MGD05224160	RESISTOR	220K OHM +- 5% 1/6W
P801	R802	/N1B	nsp	00MGD05334160	RESISTOR	330K OHM +- 5% 1/6W
P801	R802	/N1S	nsp	00MGD05334160	RESISTOR	330K OHM +- 5% 1/6W
P801	R802	/S1G	nsp	00MGD05334160	RESISTOR	330K OHM +- 5% 1/6W
P801	R802	/U1B	nsp	00MGD05224160	RESISTOR	220K OHM +- 5% 1/6W
P801	R803	/F1B	nsp	00MGD05224160	RESISTOR	220K OHM +- 5% 1/6W
P801	R803	/F1N	nsp	00MGD05224160	RESISTOR	220K OHM +- 5% 1/6W
P801	R803	/L1G	nsp	00MGD05224160	RESISTOR	220K OHM +- 5% 1/6W
P801	R803	/N1B	nsp	00MGD05334160	RESISTOR	330K OHM +- 5% 1/6W
P801	R803	/N1S	nsp	00MGD05334160	RESISTOR	330K OHM +- 5% 1/6W
P801	R803	/S1G	nsp	00MGD05334160	RESISTOR	330K OHM +- 5% 1/6W
P801	R803	/U1B	nsp	00MGD05224160	RESISTOR	220K OHM +- 5% 1/6W
P801	R804	/F1B	nsp	00MGD05224160	RESISTOR	220K OHM +- 5% 1/6W
P801	R804	/F1N	nsp	00MGD05224160	RESISTOR	220K OHM +- 5% 1/6W
P801	R804	/L1G	nsp	00MGD05224160	RESISTOR	220K OHM +- 5% 1/6W
P801	R804	/N1B	nsp	00MGD05334160	RESISTOR	330K OHM +- 5% 1/6W
P801	R804	/N1S	nsp	00MGD05334160	RESISTOR	330K OHM +- 5% 1/6W
P801	R804	/S1G	nsp	00MGD05334160	RESISTOR	330K OHM +- 5% 1/6W
P801	R804	/U1B	nsp	00MGD05224160	RESISTOR	220K OHM +- 5% 1/6W
P801	R805	/F1B	nsp	00MGD05224160	RESISTOR	220K OHM +- 5% 1/6W
P801	R805	/F1N	nsp	00MGD05224160	RESISTOR	220K OHM +- 5% 1/6W
P801	R805	/L1G	nsp	00MGD05224160	RESISTOR	220K OHM +- 5% 1/6W
P801	R805	/N1B	nsp	00MGD05334160	RESISTOR	330K OHM +- 5% 1/6W
P801	R805	/N1S	nsp	00MGD05334160	RESISTOR	330K OHM +- 5% 1/6W
P801	R805	/S1G	nsp	00MGD05334160	RESISTOR	330K OHM +- 5% 1/6W
P801	R805	/U1B	nsp	00MGD05224160	RESISTOR	220K OHM +- 5% 1/6W
P801	R806		nsp	00MGD05680160	RESISTOR	68 OHM +- 5% 1/6W
P801	R807		nsp	00MGD05103160	RESISTOR	10K OHM +- 5% 1/6W
P801	R808		nsp	00MGD05100160	RESISTOR	10 OHM +- 5% 1/6W
P801	R809		00MNK05470010	00MNK05470010	METAL RESISTOR	47 OHM +- 5% 1W
P801	R810		nsp	00MGD05124160	RESISTOR	120K OHM +- 5% 1/6W
P801	R811		00MNK05100010	00MNK05100010	METAL RESISTOR	10 OHM +- 5% 1W
P801	R812		00MNL05222020	00MNL05222020	METAL RESISTOR	0.22 OHM +- 5% 2W
P801	R813	/F1B	nsp	00MGD05334160	RESISTOR	330K OHM +- 5% 1/6W
P801	R813	/F1N	nsp	00MGD05334160	RESISTOR	330K OHM +- 5% 1/6W
P801	R813	/L1G	nsp	00MGD05334160	RESISTOR	330K OHM +- 5% 1/6W
P801	R813	/N1B	nsp	00MGD05274160	RESISTOR	270K OHM +- 5% 1/6W
P801	R813	/N1S	nsp	00MGD05274160	RESISTOR	270K OHM +- 5% 1/6W
P801	R813	/S1G	nsp	00MGD05274160	RESISTOR	270K OHM +- 5% 1/6W
P801	R813	/U1B	nsp	00MGD05334160	RESISTOR	330K OHM +- 5% 1/6W
P801	R814		nsp	00MGD05563160	RESISTOR	56K OHM +- 5% 1/6W
P801	R815		nsp	00MGD05101160	RESISTOR	100 OHM +- 5% 1/6W
P801	R816		nsp	00MGD05151160	RESISTOR	150 OHM +- 5% 1/6W
P801	R817		nsp	00MGD05221160	RESISTOR	220 OHM +- 5% 1/6W
P801	R818		nsp	00MGD05471160	RESISTOR	470 OHM +- 5% 1/6W
P801	R819		nsp	00MGD05102160	RESISTOR	1K OHM +- 5% 1/6W

NOTE : "nsp" PARTS IS LISTED FOR REFERENCE ONLY, MARANTZ WILL NOT SUPPLY THESE PARTS.

P.C.B. NAME	POS. NO.	VERS. COLOR	PART NO. (FOR EUR)	PART NO. (MJI)	PART NAME	DESCRIPTION
P801	R820		nsp	00MGD05332160	RESISTOR	3.3K OHM +- 5% 1/6W
P801	R825		nsp	00MGD05472160	RESISTOR	4.7K OHM +- 5% 1/6W
P801	R826		nsp	00MGD05681160	RESISTOR	680 OHM +- 5% 1/6W
P801	R827		nsp	00MGD05103160	RESISTOR	10K OHM +- 5% 1/6W
P801	R828		nsp	00MGD05472160	RESISTOR	4.7K OHM +- 5% 1/6W
P801	R829		nsp	00MGD05033160	RESISTOR	3.3 OHM +- 5% 1/6W
P801	R830		nsp	00MGD05681160	RESISTOR	680 OHM +- 5% 1/6W
P801	R831		nsp	00MGD05103160	RESISTOR	10K OHM +- 5% 1/6W
P801	R841		nsp	00MGD05473160	RESISTOR	47K OHM +- 5% 1/6W
P801	R842		nsp	00MGD05472160	RESISTOR	4.7K OHM +- 5% 1/6W
P801	R843		nsp	00MGD05223160	RESISTOR	22K OHM +- 5% 1/6W
P801	R851		nsp	00MGD05102160	RESISTOR	1K OHM +- 5% 1/6W
P801	R852		nsp	00MGD05102160	RESISTOR	1K OHM +- 5% 1/6W
P801	R871		nsp	00MGD05102160	RESISTOR	1K OHM +- 5% 1/6W
P801	R872		nsp	00MGD05123160	RESISTOR	12K OHM +- 5% 1/6W
P801	R873		nsp	00MGD05335160	RESISTOR	3.3M OHM +- 5% 1/6W
P801	R874		nsp	00MGD05473160	RESISTOR	47K OHM +- 5% 1/6W
P801	R875		nsp	00MGD05473160	RESISTOR	47K OHM +- 5% 1/6W
P801	R876		nsp	00MGD05103160	RESISTOR	10K OHM +- 5% 1/6W
P801	R877		nsp	00MGD05473160	RESISTOR	47K OHM +- 5% 1/6W
P801	R879		nsp	00MGD05332160	RESISTOR	3.3K OHM +- 5% 1/6W
P801	▲ T801		00MTS12900080	00MTS12900080	TRANSF.	# SW TRANSF ER28S
P801	▲ T851	/F1B	nsp	00MTS14159040	TRANSF.	# PE4124 AUDIO TRANSF. AC100V
P801	▲ T851	/F1N	nsp	00MTS14159040	TRANSF.	# PE4124 AUDIO TRANSF. AC100V
P801	▲ T851	/L1G	nsp	00MTS14159050	TRANSF.	# PE4124 AUDIO TRANSF. AC120V
P801	▲ T851	/N1B	00MTS14159060	00MTS14159060	TRANSF.	# PE4124 AUDIO TRANSF. AC230V
P801	▲ T851	/N1S	00MTS14159060	00MTS14159060	TRANSF.	# PE4124 AUDIO TRANSF. AC230V
P801	▲ T851	/S1G	nsp	00MTS14159060	TRANSF.	# PE4124 AUDIO TRANSF. AC230V
P801	▲ T851	/U1B	nsp	00MTS14159050	TRANSF.	# PE4124 AUDIO TRANSF. AC120V
P802	▲ S801		00MSP01013800	00MSP01013800	PUSH SWITCH	# AC POWER SWITCH ESB92S17B
PA01	CA01		nsp	00MOA10701620	ELECT. CAP.	100 UF M 16V RA-2
PA01	CA03		00MOF55101560	00MOF55101560	FILM CAP	DAMG 100PF 630V
PA01	CA04		00MOF15102540	00MOF15102540	FILM CAP	1000PF J 100V APSV
PA01	CA05		00MOF15102540	00MOF15102540	FILM CAP	1000PF J 100V APSV
PA01	CA06		00MOF15221540	00MOF15221540	FILM CAP	APSV 221J,220PF(TP) 100V PP
PA01	CA08		00MOF15221540	00MOF15221540	FILM CAP	APSV 221J,220PF(TP) 100V PP
PA01	CA10		nsp	00MOA22701640	ELECT. CAP.	220UF 16V ARS
PA01	CA11		nsp	00MOA22701640	ELECT. CAP.	220UF 16V ARS
PA01	CA33		00MOF55101560	00MOF55101560	FILM CAP	DAMG 100PF 630V
PA01	CA34		00MOF15102540	00MOF15102540	FILM CAP	1000PF J 100V APSV
PA01	CA35		00MOF15102540	00MOF15102540	FILM CAP	1000PF J 100V APSV
PA01	CA36		00MOF15221540	00MOF15221540	FILM CAP	APSV 221J,220PF(TP) 100V PP
PA01	CA38		00MOF15221540	00MOF15221540	FILM CAP	APSV 221J,220PF(TP) 100V PP
PA01	CA40		nsp	00MOA22701640	ELECT. CAP.	220UF 16V ARS
PA01	CA41		nsp	00MOA22701640	ELECT. CAP.	220UF 16V ARS
PA01	CC03		00MOF55101560	00MOF55101560	FILM CAP	DAMG 100PF 630V
PA01	CC04		00MOF15102540	00MOF15102540	FILM CAP	1000PF J 100V APSV
PA01	CC05		00MOF15102540	00MOF15102540	FILM CAP	1000PF J 100V APSV
PA01	CC06		00MOF15221540	00MOF15221540	FILM CAP	APSV 221J,220PF(TP) 100V PP
PA01	CC08		00MOF15221540	00MOF15221540	FILM CAP	APSV 221J,220PF(TP) 100V PP
PA01	CC10		nsp	00MOA22701640	ELECT. CAP.	220UF 16V ARS
PA01	CC11		nsp	00MOA22701640	ELECT. CAP.	220UF 16V ARS
PA01	CC33		00MOF55101560	00MOF55101560	FILM CAP	DAMG 100PF 630V
PA01	CC34		00MOF15102540	00MOF15102540	FILM CAP	1000PF J 100V APSV
PA01	CC35		00MOF15102540	00MOF15102540	FILM CAP	1000PF J 100V APSV
PA01	CC36		00MOF15221540	00MOF15221540	FILM CAP	APSV 221J,220PF(TP) 100V PP
PA01	CC38		00MOF15221540	00MOF15221540	FILM CAP	APSV 221J,220PF(TP) 100V PP
PA01	CC40		nsp	00MOA22701640	ELECT. CAP.	220UF 16V ARS
PA01	CC41		nsp	00MOA22701640	ELECT. CAP.	220UF 16V ARS
PA01	CD01	/F1B	nsp	00MOA22701650	ELECT. CAP.	220UF/16V ARA CERAFINE TAPING
PA01	CD01	/F1N	nsp	00MOA22701650	ELECT. CAP.	220UF/16V ARA CERAFINE TAPING
PA01	CD01	/L1G	nsp	00MOA22701650	ELECT. CAP.	220UF/16V ARA CERAFINE TAPING
PA01	CD01	/N1B	nsp	00MOA22701640	ELECT. CAP.	220UF 16V ARS
PA01	CD01	/N1S	nsp	00MOA22701640	ELECT. CAP.	220UF 16V ARS
PA01	CD01	/S1G	nsp	00MOA22701640	ELECT. CAP.	220UF 16V ARS
PA01	CD01	/U1B	nsp	00MOA22701650	ELECT. CAP.	220UF/16V ARA CERAFINE TAPING
PA01	CD02		nsp	00MDK98104200	CERAMIC CAP.	GRM39F104Z16 0.1UF MURATA

NOTE : "nsp" PARTS IS LISTED FOR REFERENCE ONLY, MARANTZ WILL NOT SUPPLY THESE PARTS.



P.C.B. NAME	POS. NO.	VERS. COLOR	PART NO. (FOR EUR)	PART NO. (MJI)	PART NAME	DESCRIPTION
PA01	CD03		nsp	00MOA33602520	ELECT. CAP.	33 UF M 25V RA-2
PA01	CD04		nsp	00MDK98104200	CERAMIC CAP.	GRM39F104Z16 0.1UF MURATA
PA01	CD05		nsp	00MOA33602520	ELECT. CAP.	33 UF M 25V RA-2
PA01	CD06		nsp	00MDK98104200	CERAMIC CAP.	GRM39F104Z16 0.1UF MURATA
PA01	CD07	/F1B	nsp	00MOA10701050	ELECT. CAP.	100UF 10V ARA
PA01	CD07	/F1N	nsp	00MOA10701050	ELECT. CAP.	100UF 10V ARA
PA01	CD07	/L1G	nsp	00MOA10701050	ELECT. CAP.	100UF 10V ARA
PA01	CD07	/N1B	nsp	00MOA10702540	ELECT. CAP.	100UF 25V ARS
PA01	CD07	/N1S	nsp	00MOA10702540	ELECT. CAP.	100UF 25V ARS
PA01	CD07	/S1G	nsp	00MOA10702540	ELECT. CAP.	100UF 25V ARS
PA01	CD07	/U1B	nsp	00MOA10701050	ELECT. CAP.	100UF 10V ARA
PA01	CD08		nsp	00MDK98105200	CERAMIC CAP.	1UF 10V F
PA01	CD09		nsp	00MDK96103300	CERAMIC CAP.	0.01UF +-10% 50V C1608JB1H103K
PA01	CD10		nsp	00MOA33505020	ELECT. CAP.	3.3UF M 50V RA-2
PA01	CD21	/F1B	nsp	00MOA22701650	ELECT. CAP.	220UF/16V ARA CERAFINE TAPING
PA01	CD21	/F1N	nsp	00MOA22701650	ELECT. CAP.	220UF/16V ARA CERAFINE TAPING
PA01	CD21	/L1G	nsp	00MOA22701650	ELECT. CAP.	220UF/16V ARA CERAFINE TAPING
PA01	CD21	/N1B	nsp	00MOA22701640	ELECT. CAP.	220UF 16V ARS
PA01	CD21	/N1S	nsp	00MOA22701640	ELECT. CAP.	220UF 16V ARS
PA01	CD21	/S1G	nsp	00MOA22701640	ELECT. CAP.	220UF 16V ARS
PA01	CD21	/U1B	nsp	00MOA22701650	ELECT. CAP.	220UF/16V ARA CERAFINE TAPING
PA01	CD22		nsp	00MDK98104200	CERAMIC CAP.	GRM39F104Z16 0.1UF MURATA
PA01	CD23		nsp	00MOA33602520	ELECT. CAP.	33 UF M 25V RA-2
PA01	CD24		nsp	00MDK98104200	CERAMIC CAP.	GRM39F104Z16 0.1UF MURATA
PA01	CD25		nsp	00MOA33602520	ELECT. CAP.	33 UF M 25V RA-2
PA01	CD26		nsp	00MDK98104200	CERAMIC CAP.	GRM39F104Z16 0.1UF MURATA
PA01	CD27	/F1B	nsp	00MOA10701050	ELECT. CAP.	100UF 10V ARA
PA01	CD27	/F1N	nsp	00MOA10701050	ELECT. CAP.	100UF 10V ARA
PA01	CD27	/L1G	nsp	00MOA10701050	ELECT. CAP.	100UF 10V ARA
PA01	CD27	/N1B	nsp	00MOA10702540	ELECT. CAP.	100UF 25V ARS
PA01	CD27	/N1S	nsp	00MOA10702540	ELECT. CAP.	100UF 25V ARS
PA01	CD27	/S1G	nsp	00MOA10702540	ELECT. CAP.	100UF 25V ARS
PA01	CD27	/U1B	nsp	00MOA10701050	ELECT. CAP.	100UF 10V ARA
PA01	CD28		nsp	00MDK98105200	CERAMIC CAP.	1UF 10V F
PA01	CD29		nsp	00MDK96103300	CERAMIC CAP.	0.01UF +-10% 50V C1608JB1H103K
PA01	CD30		nsp	00MOA33505020	ELECT. CAP.	3.3UF M 50V RA-2
PA01	CD41	/F1B	nsp	00MOA22701650	ELECT. CAP.	220UF/16V ARA CERAFINE TAPING
PA01	CD41	/F1N	nsp	00MOA22701650	ELECT. CAP.	220UF/16V ARA CERAFINE TAPING
PA01	CD41	/L1G	nsp	00MOA22701650	ELECT. CAP.	220UF/16V ARA CERAFINE TAPING
PA01	CD41	/N1B	nsp	00MOA22701640	ELECT. CAP.	220UF 16V ARS
PA01	CD41	/N1S	nsp	00MOA22701640	ELECT. CAP.	220UF 16V ARS
PA01	CD41	/S1G	nsp	00MOA22701640	ELECT. CAP.	220UF 16V ARS
PA01	CD41	/U1B	nsp	00MOA22701650	ELECT. CAP.	220UF/16V ARA CERAFINE TAPING
PA01	CD42		nsp	00MDK98104200	CERAMIC CAP.	GRM39F104Z16 0.1UF MURATA
PA01	CD43		nsp	00MOA33602520	ELECT. CAP.	33 UF M 25V RA-2
PA01	CD44		nsp	00MDK98104200	CERAMIC CAP.	GRM39F104Z16 0.1UF MURATA
PA01	CD45		nsp	00MOA33602520	ELECT. CAP.	33 UF M 25V RA-2
PA01	CD46		nsp	00MDK98104200	CERAMIC CAP.	GRM39F104Z16 0.1UF MURATA
PA01	CD47	/F1B	nsp	00MOA10701050	ELECT. CAP.	100UF 10V ARA
PA01	CD47	/F1N	nsp	00MOA10701050	ELECT. CAP.	100UF 10V ARA
PA01	CD47	/L1G	nsp	00MOA10701050	ELECT. CAP.	100UF 10V ARA
PA01	CD47	/N1B	nsp	00MOA10702540	ELECT. CAP.	100UF 25V ARS
PA01	CD47	/N1S	nsp	00MOA10702540	ELECT. CAP.	100UF 25V ARS
PA01	CD47	/S1G	nsp	00MOA10702540	ELECT. CAP.	100UF 25V ARS
PA01	CD47	/U1B	nsp	00MOA10701050	ELECT. CAP.	100UF 10V ARA
PA01	CD48		nsp	00MDK98105200	CERAMIC CAP.	1UF 10V F
PA01	CD49		nsp	00MDK96103300	CERAMIC CAP.	0.01UF +-10% 50V C1608JB1H103K
PA01	CD50		nsp	00MOA33505020	ELECT. CAP.	3.3UF M 50V RA-2
PA01	CD61		nsp	00MDK98104200	CERAMIC CAP.	GRM39F104Z16 0.1UF MURATA
PA01	CH01		nsp	00MDD95330300	CERAMIC CAP.	33 PF +- 5 % CG 50V
PA01	CH11		nsp	00MDD95330300	CERAMIC CAP.	33 PF +- 5 % CG 50V
PA01	CH21		nsp	00MDD95330300	CERAMIC CAP.	33 PF +- 5 % CG 50V
PA01	CH31		nsp	00MDD95330300	CERAMIC CAP.	33 PF +- 5 % CG 50V
PA01	CH41		nsp	00MDD95330300	CERAMIC CAP.	33 PF +- 5 % CG 50V
PA01	CH51		nsp	00MDD95330300	CERAMIC CAP.	33 PF +- 5 % CG 50V
PA01	CS03		00MOF55101560	00MOF55101560	FILM CAP	DAMG 100PF 630V
PA01	CS04		00MOF15102540	00MOF15102540	FILM CAP	1000PF J 100V APSV

NOTE : "nsp" PARTS IS LISTED FOR REFERENCE ONLY, MARANTZ WILL NOT SUPPLY THESE PARTS.

P.C.B. NAME	POS. NO.	VERS. COLOR	PART NO. (FOR EUR)	PART NO. (MJI)	PART NAME	DESCRIPTION
PA01	CS05		00MOF15102540	00MOF15102540	FILM CAP	1000PF J 100V APSV
PA01	CS06		00MOF15221540	00MOF15221540	FILM CAP	APSV 221J,220PF(TP) 100V PP
PA01	CS08		00MOF15221540	00MOF15221540	FILM CAP	APSV 221J,220PF(TP) 100V PP
PA01	CS10		nsp	00MOA22701640	ELECT. CAP.	220UF 16V ARS
PA01	CS11		nsp	00MOA22701640	ELECT. CAP.	220UF 16V ARS
PA01	CS33		00MOF55101560	00MOF55101560	FILM CAP	DAMG 100PF 630V
PA01	CS34		00MOF15102540	00MOF15102540	FILM CAP	1000PF J 100V APSV
PA01	CS35		00MOF15102540	00MOF15102540	FILM CAP	1000PF J 100V APSV
PA01	CS36		00MOF15221540	00MOF15221540	FILM CAP	APSV 221J,220PF(TP) 100V PP
PA01	CS38		00MOF15221540	00MOF15221540	FILM CAP	APSV 221J,220PF(TP) 100V PP
PA01	CS40		nsp	00MOA22701640	ELECT. CAP.	220UF 16V ARS
PA01	CS41		nsp	00MOA22701640	ELECT. CAP.	220UF 16V ARS
PA01	DA01		00MHZ21005000	00MHZ21005000	CHIP DIODE	1SS301,DAN202U UMT TYPE
PA01	DA21		00MHZ21005000	00MHZ21005000	CHIP DIODE	1SS301,DAN202U UMT TYPE
PA01	DA22		00MHZ21005000	00MHZ21005000	CHIP DIODE	1SS301,DAN202U UMT TYPE
PA01	DA51		00MHZ21005000	00MHZ21005000	CHIP DIODE	1SS301,DAN202U UMT TYPE
PA01	DC21		00MHZ21005000	00MHZ21005000	CHIP DIODE	1SS301,DAN202U UMT TYPE
PA01	DC51		00MHZ21005000	00MHZ21005000	CHIP DIODE	1SS301,DAN202U UMT TYPE
PA01	DH01		00MHZ20007210	00MHZ20007210	CHIP DIODE	IMN10 DIODE ARRAY
PA01	DH02		00MHZ20018050	00MHZ20018050	CHIP DIODE	1SS302 (TOSHIBA)
PA01	DH11		00MHZ20007210	00MHZ20007210	CHIP DIODE	IMN10 DIODE ARRAY
PA01	DH12		00MHZ20018050	00MHZ20018050	CHIP DIODE	1SS302 (TOSHIBA)
PA01	DH21		00MHZ20007210	00MHZ20007210	CHIP DIODE	IMN10 DIODE ARRAY
PA01	DH22		00MHZ20018050	00MHZ20018050	CHIP DIODE	1SS302 (TOSHIBA)
PA01	DH31		00MHZ20007210	00MHZ20007210	CHIP DIODE	IMN10 DIODE ARRAY
PA01	DH32		00MHZ20018050	00MHZ20018050	CHIP DIODE	1SS302 (TOSHIBA)
PA01	DH41		00MHZ20007210	00MHZ20007210	CHIP DIODE	IMN10 DIODE ARRAY
PA01	DH42		00MHZ20018050	00MHZ20018050	CHIP DIODE	1SS302 (TOSHIBA)
PA01	DH51		00MHZ20007210	00MHZ20007210	CHIP DIODE	IMN10 DIODE ARRAY
PA01	DH52		00MHZ20018050	00MHZ20018050	CHIP DIODE	1SS302 (TOSHIBA)
PA01	DS21		00MHZ21005000	00MHZ21005000	CHIP DIODE	1SS301,DAN202U UMT TYPE
PA01	DS51		00MHZ21005000	00MHZ21005000	CHIP DIODE	1SS301,DAN202U UMT TYPE
PA01	LA01		00MFC90020110	00MFC90020110	FERRITE CORE	BLM11B601S CHIP FERRITE
PA01	QA01		00MHF201701H0	00MHF201701H0	F.E.T.	2SK170 V LANK TOSHIBA
PA01	QA02		00MHF100741H0	00MHF100741H0	F.E.T.	2SJ74 V LANK TOSHIBA
PA01	QA04		00MBA20016050	00MBA20016050	SEMICON.COMP	HN1C03F(B)(NPNX2(MUTING))
PA01	QA06	/N1B	00MHX342132A0	00MHX342132A0	CHIP TR.	2SC4213
PA01	QA06	/N1S	00MHX342132A0	00MHX342132A0	CHIP TR.	2SC4213
PA01	QA07		00MBA20035210	00MBA20035210	SEMICON.COMP	DTC114EU
PA01	QA08		00MBA20035210	00MBA20035210	SEMICON.COMP	DTC114EU
PA01	QA09		00MHX100012A0	00MHX100012A0	CHIP TR.	2SA1586 (Y,GR) 2SA1576A (Q,R)
PA01	QA11		00MBA20035210	00MBA20035210	SEMICON.COMP	DTC114EU
PA01	QA12		00MHX100012A0	00MHX100012A0	CHIP TR.	2SA1586 (Y,GR) 2SA1576A (Q,R)
PA01	QA13		00MBA20016050	00MBA20016050	SEMICON.COMP	HN1C03F(B)(NPNX2(MUTING))
PA01	QA31		00MHF201701H0	00MHF201701H0	F.E.T.	2SK170 V LANK TOSHIBA
PA01	QA32		00MHF100741H0	00MHF100741H0	F.E.T.	2SJ74 V LANK TOSHIBA
PA01	QA34		00MBA20016050	00MBA20016050	SEMICON.COMP	HN1C03F(B)(NPNX2(MUTING))
PA01	QA36	/N1B	00MHX342132A0	00MHX342132A0	CHIP TR.	2SC4213
PA01	QA36	/N1S	00MHX342132A0	00MHX342132A0	CHIP TR.	2SC4213
PA01	QA37		00MBA20035210	00MBA20035210	SEMICON.COMP	DTC114EU
PA01	QA38		00MBA20035210	00MBA20035210	SEMICON.COMP	DTC114EU
PA01	QA39		00MHX100012A0	00MHX100012A0	CHIP TR.	2SA1586 (Y,GR) 2SA1576A (Q,R)
PA01	QA73		00MBA20016050	00MBA20016050	SEMICON.COMP	HN1C03F(B)(NPNX2(MUTING))
PA01	QC01		00MHF201701H0	00MHF201701H0	F.E.T.	2SK170 V LANK TOSHIBA
PA01	QC02		00MHF100741H0	00MHF100741H0	F.E.T.	2SJ74 V LANK TOSHIBA
PA01	QC04		00MBA20016050	00MBA20016050	SEMICON.COMP	HN1C03F(B)(NPNX2(MUTING))
PA01	QC08		00MBA20035210	00MBA20035210	SEMICON.COMP	DTC114EU
PA01	QC09		00MHX100012A0	00MHX100012A0	CHIP TR.	2SA1586 (Y,GR) 2SA1576A (Q,R)
PA01	QC31		00MHF201701H0	00MHF201701H0	F.E.T.	2SK170 V LANK TOSHIBA
PA01	QC32		00MHF100741H0	00MHF100741H0	F.E.T.	2SJ74 V LANK TOSHIBA
PA01	QC34		00MBA20016050	00MBA20016050	SEMICON.COMP	HN1C03F(B)(NPNX2(MUTING))
PA01	QC38		00MBA20035210	00MBA20035210	SEMICON.COMP	DTC114EU
PA01	QC39		00MHX100012A0	00MHX100012A0	CHIP TR.	2SA1586 (Y,GR) 2SA1576A (Q,R)
PA01	QD01		00MHC10020880	00MHC10020880	IC	CS4398 192KHZ DAC
PA01	QD21		00MHC10020880	00MHC10020880	IC	CS4398 192KHZ DAC
PA01	QD41		00MHC10020880	00MHC10020880	IC	CS4398 192KHZ DAC
PA01	QD61		00MHC10440050	00MHC10440050	IC	TC7SH08FU 932211931682

NOTE : "nsp" PARTS IS LISTED FOR REFERENCE ONLY, MARANTZ WILL NOT SUPPLY THESE PARTS.

P.C.B. NAME	POS. NO.	VERS. COLOR	PART NO. (FOR EUR)	PART NO. (MJI)	PART NAME	DESCRIPTION
PA01	QH01		00MHF203691B0	00MHF203691B0	F.E.T.	2SK369 BL VGDS-40V PD0.4W
PA01	QH02		00MHF203691B0	00MHF203691B0	F.E.T.	2SK369 BL VGDS-40V PD0.4W
PA01	QH03		00MHX328731B0	00MHX328731B0	CHIP TR.	2SC2873 (Y)
PA01	QH04		00MHX113121B0	00MHX113121B0	CHIP TR.	2SA1312 (B)
PA01	QH05		00MHX113121B0	00MHX113121B0	CHIP TR.	2SA1312 (B)
PA01	QH06		00MHX333241B0	00MHX333241B0	CHIP TR.	2SC3324 (B)
PA01	QH11		00MHF203691B0	00MHF203691B0	F.E.T.	2SK369 BL VGDS-40V PD0.4W
PA01	QH12		00MHF203691B0	00MHF203691B0	F.E.T.	2SK369 BL VGDS-40V PD0.4W
PA01	QH13		00MHX328731B0	00MHX328731B0	CHIP TR.	2SC2873 (Y)
PA01	QH14		00MHX113121B0	00MHX113121B0	CHIP TR.	2SA1312 (B)
PA01	QH15		00MHX113121B0	00MHX113121B0	CHIP TR.	2SA1312 (B)
PA01	QH16		00MHX333241B0	00MHX333241B0	CHIP TR.	2SC3324 (B)
PA01	QH21		00MHF203691B0	00MHF203691B0	F.E.T.	2SK369 BL VGDS-40V PD0.4W
PA01	QH22		00MHF203691B0	00MHF203691B0	F.E.T.	2SK369 BL VGDS-40V PD0.4W
PA01	QH23		00MHX328731B0	00MHX328731B0	CHIP TR.	2SC2873 (Y)
PA01	QH24		00MHX113121B0	00MHX113121B0	CHIP TR.	2SA1312 (B)
PA01	QH25		00MHX113121B0	00MHX113121B0	CHIP TR.	2SA1312 (B)
PA01	QH26		00MHX333241B0	00MHX333241B0	CHIP TR.	2SC3324 (B)
PA01	QH31		00MHF203691B0	00MHF203691B0	F.E.T.	2SK369 BL VGDS-40V PD0.4W
PA01	QH32		00MHF203691B0	00MHF203691B0	F.E.T.	2SK369 BL VGDS-40V PD0.4W
PA01	QH33		00MHX328731B0	00MHX328731B0	CHIP TR.	2SC2873 (Y)
PA01	QH34		00MHX113121B0	00MHX113121B0	CHIP TR.	2SA1312 (B)
PA01	QH35		00MHX113121B0	00MHX113121B0	CHIP TR.	2SA1312 (B)
PA01	QH36		00MHX333241B0	00MHX333241B0	CHIP TR.	2SC3324 (B)
PA01	QH41		00MHF203691B0	00MHF203691B0	F.E.T.	2SK369 BL VGDS-40V PD0.4W
PA01	QH42		00MHF203691B0	00MHF203691B0	F.E.T.	2SK369 BL VGDS-40V PD0.4W
PA01	QH43		00MHX328731B0	00MHX328731B0	CHIP TR.	2SC2873 (Y)
PA01	QH44		00MHX113121B0	00MHX113121B0	CHIP TR.	2SA1312 (B)
PA01	QH45		00MHX113121B0	00MHX113121B0	CHIP TR.	2SA1312 (B)
PA01	QH46		00MHX333241B0	00MHX333241B0	CHIP TR.	2SC3324 (B)
PA01	QH51		00MHF203691B0	00MHF203691B0	F.E.T.	2SK369 BL VGDS-40V PD0.4W
PA01	QH52		00MHF203691B0	00MHF203691B0	F.E.T.	2SK369 BL VGDS-40V PD0.4W
PA01	QH53		00MHX328731B0	00MHX328731B0	CHIP TR.	2SC2873 (Y)
PA01	QH54		00MHX113121B0	00MHX113121B0	CHIP TR.	2SA1312 (B)
PA01	QH55		00MHX113121B0	00MHX113121B0	CHIP TR.	2SA1312 (B)
PA01	QH56		00MHX333241B0	00MHX333241B0	CHIP TR.	2SC3324 (B)
PA01	QS01		00MHF201701H0	00MHF201701H0	F.E.T.	2SK170 V LANK TOSHIBA
PA01	QS02		00MHF100741H0	00MHF100741H0	F.E.T.	2SJ74 V LANK TOSHIBA
PA01	QS04		00MBA20016050	00MBA20016050	SEMICON.COMP	HN1C03F(B)(NPNX2(MUTING))
PA01	QS08		00MBA20035210	00MBA20035210	SEMICON.COMP	DTC114EU
PA01	QS09		00MHX100012A0	00MHX100012A0	CHIP TR.	2SA1586 (Y,GR) 2SA1576A (Q,R)
PA01	QS31		00MHF201701H0	00MHF201701H0	F.E.T.	2SK170 V LANK TOSHIBA
PA01	QS32		00MHF100741H0	00MHF100741H0	F.E.T.	2SJ74 V LANK TOSHIBA
PA01	QS34		00MBA20016050	00MBA20016050	SEMICON.COMP	HN1C03F(B)(NPNX2(MUTING))
PA01	QS38		00MBA20035210	00MBA20035210	SEMICON.COMP	DTC114EU
PA01	QS39		00MHX100012A0	00MHX100012A0	CHIP TR.	2SA1586 (Y,GR) 2SA1576A (Q,R)
PA01	RA01		00MNI05332110	00MNI05332110	CHIP RESISTOR	3.3K OHM +- 5% 1/10W
PA01	RA02		00MNI05332110	00MNI05332110	CHIP RESISTOR	3.3K OHM +- 5% 1/10W
PA01	RA03		00MNI05222110	00MNI05222110	CHIP RESISTOR	2.2K OHM +- 5% 1/10W
PA01	RA04		00MNI05222110	00MNI05222110	CHIP RESISTOR	2.2K OHM +- 5% 1/10W
PA01	RA05		00MNI05222110	00MNI05222110	CHIP RESISTOR	2.2K OHM +- 5% 1/10W
PA01	RA06		00MNI05222110	00MNI05222110	CHIP RESISTOR	2.2K OHM +- 5% 1/10W
PA01	RA07		00MNI05123110	00MNI05123110	CHIP RESISTOR	12K OHM +- 5% 1/10W
PA01	RA08		00MNI05153110	00MNI05153110	CHIP RESISTOR	15K OHM +- 5% 1/10W
PA01	RA09		00MNI05123110	00MNI05123110	CHIP RESISTOR	12K OHM +- 5% 1/10W
PA01	RA10		00MNI05153110	00MNI05153110	CHIP RESISTOR	15K OHM +- 5% 1/10W
PA01	RA13		00MNI05473110	00MNI05473110	CHIP RESISTOR	47K OHM +- 5% 1/10W
PA01	RA14		00MNI05680110	00MNI05680110	CHIP RESISTOR	68 OHM +- 5% 1/10W
PA01	RA15		00MNI05680110	00MNI05680110	CHIP RESISTOR	68 OHM +- 5% 1/10W
PA01	RA16		00MNI05104110	00MNI05104110	CHIP RESISTOR	100K OHM +- 5% 1/10W
PA01	RA17		nsp	00MNN05224610	CHIP RESISTOR	220K OHM +- 5% 1/16W
PA01	RA18		nsp	00MNN05222610	CHIP RESISTOR	2.2K OHM +- 5% 1/16W
PA01	RA19		nsp	00MNN05222610	CHIP RESISTOR	2.2K OHM +- 5% 1/16W
PA01	RA20		00MNI05680110	00MNI05680110	CHIP RESISTOR	68 OHM +- 5% 1/10W
PA01	RA21	/N1B	nsp	00MNN05221610	CHIP RESISTOR	220 OHM +- 5% 1/16W
PA01	RA21	/N1S	nsp	00MNN05221610	CHIP RESISTOR	220 OHM +- 5% 1/16W
PA01	RA22	/N1B	nsp	00MNN05473610	CHIP RESISTOR	47K OHM +- 5% 1/16W

NOTE : "nsp" PARTS IS LISTED FOR REFERENCE ONLY, MARANTZ WILL NOT SUPPLY THESE PARTS.



P.C.B. NAME	POS. NO.	VERS. COLOR	PART NO. (FOR EUR)	PART NO. (MJI)	PART NAME	DESCRIPTION
PA01	RA22	/N1S	nsp	00MNN05473610	CHIP RESISTOR	47K OHM +- 5% 1/16W
PA01	RA23	/N1B	nsp	00MNN05221610	CHIP RESISTOR	220 OHM +- 5% 1/16W
PA01	RA23	/N1S	nsp	00MNN05221610	CHIP RESISTOR	220 OHM +- 5% 1/16W
PA01	RA24	/N1B	nsp	00MNN05222610	CHIP RESISTOR	2.2K OHM +- 5% 1/16W
PA01	RA24	/N1S	nsp	00MNN05222610	CHIP RESISTOR	2.2K OHM +- 5% 1/16W
PA01	RA25		nsp	00MNN05102610	CHIP RESISTOR	1K OHM +- 5% 1/16W
PA01	RA26		nsp	00MNN05102610	CHIP RESISTOR	1K OHM +- 5% 1/16W
PA01	RA27		nsp	00MNN05332610	CHIP RESISTOR	3.3K OHM +- 5% 1/16W
PA01	RA28		nsp	00MNN05103610	CHIP RESISTOR	10K OHM +- 5% 1/16W
PA01	RA31		00MNI05332110	00MNI05332110	CHIP RESISTOR	3.3K OHM +- 5% 1/10W
PA01	RA32		00MNI05332110	00MNI05332110	CHIP RESISTOR	3.3K OHM +- 5% 1/10W
PA01	RA33		00MNI05222110	00MNI05222110	CHIP RESISTOR	2.2K OHM +- 5% 1/10W
PA01	RA34		00MNI05222110	00MNI05222110	CHIP RESISTOR	2.2K OHM +- 5% 1/10W
PA01	RA35		00MNI05222110	00MNI05222110	CHIP RESISTOR	2.2K OHM +- 5% 1/10W
PA01	RA36		00MNI05222110	00MNI05222110	CHIP RESISTOR	2.2K OHM +- 5% 1/10W
PA01	RA37		00MNI05123110	00MNI05123110	CHIP RESISTOR	12K OHM +- 5% 1/10W
PA01	RA38		00MNI05153110	00MNI05153110	CHIP RESISTOR	15K OHM +- 5% 1/10W
PA01	RA39		00MNI05123110	00MNI05123110	CHIP RESISTOR	12K OHM +- 5% 1/10W
PA01	RA40		00MNI05153110	00MNI05153110	CHIP RESISTOR	15K OHM +- 5% 1/10W
PA01	RA43		00MNI05473110	00MNI05473110	CHIP RESISTOR	47K OHM +- 5% 1/10W
PA01	RA44		00MNI05680110	00MNI05680110	CHIP RESISTOR	68 OHM +- 5% 1/10W
PA01	RA45		00MNI05680110	00MNI05680110	CHIP RESISTOR	68 OHM +- 5% 1/10W
PA01	RA46		00MNI05104110	00MNI05104110	CHIP RESISTOR	100K OHM +- 5% 1/10W
PA01	RA47		nsp	00MNN05224610	CHIP RESISTOR	220K OHM +- 5% 1/16W
PA01	RA48		nsp	00MNN05222610	CHIP RESISTOR	2.2K OHM +- 5% 1/16W
PA01	RA49		nsp	00MNN05222610	CHIP RESISTOR	2.2K OHM +- 5% 1/16W
PA01	RA50		00MNI05680110	00MNI05680110	CHIP RESISTOR	68 OHM +- 5% 1/10W
PA01	RA51	/N1B	nsp	00MNN05221610	CHIP RESISTOR	220 OHM +- 5% 1/16W
PA01	RA51	/N1S	nsp	00MNN05221610	CHIP RESISTOR	220 OHM +- 5% 1/16W
PA01	RA52	/N1B	nsp	00MNN05473610	CHIP RESISTOR	47K OHM +- 5% 1/16W
PA01	RA52	/N1S	nsp	00MNN05473610	CHIP RESISTOR	47K OHM +- 5% 1/16W
PA01	RA53	/N1B	nsp	00MNN05221610	CHIP RESISTOR	220 OHM +- 5% 1/16W
PA01	RA53	/N1S	nsp	00MNN05221610	CHIP RESISTOR	220 OHM +- 5% 1/16W
PA01	RA54	/N1B	nsp	00MNN05222610	CHIP RESISTOR	2.2K OHM +- 5% 1/16W
PA01	RA54	/N1S	nsp	00MNN05222610	CHIP RESISTOR	2.2K OHM +- 5% 1/16W
PA01	RA55		nsp	00MNN05102610	CHIP RESISTOR	1K OHM +- 5% 1/16W
PA01	RA56		nsp	00MNN05102610	CHIP RESISTOR	1K OHM +- 5% 1/16W
PA01	RA57		nsp	00MNN05332610	CHIP RESISTOR	3.3K OHM +- 5% 1/16W
PA01	RA58		nsp	00MNN05103610	CHIP RESISTOR	10K OHM +- 5% 1/16W
PA01	RA61		nsp	00MNN05332610	CHIP RESISTOR	3.3K OHM +- 5% 1/16W
PA01	RA62		nsp	00MNN05103610	CHIP RESISTOR	10K OHM +- 5% 1/16W
PA01	RA63		00MNI05101110	00MNI05101110	CHIP RESISTOR	100 OHM +- 5% 1/10W
PA01	RA64		00MNI05101110	00MNI05101110	CHIP RESISTOR	100 OHM +- 5% 1/10W
PA01	RA65		00MNI05101110	00MNI05101110	CHIP RESISTOR	100 OHM +- 5% 1/10W
PA01	RA66		00MNI05104110	00MNI05104110	CHIP RESISTOR	100K OHM +- 5% 1/10W
PA01	RA67		nsp	00MNN05222610	CHIP RESISTOR	2.2K OHM +- 5% 1/16W
PA01	RA68		nsp	00MNN05222610	CHIP RESISTOR	2.2K OHM +- 5% 1/16W
PA01	RA73		00MNI05101110	00MNI05101110	CHIP RESISTOR	100 OHM +- 5% 1/10W
PA01	RA74		00MNI05101110	00MNI05101110	CHIP RESISTOR	100 OHM +- 5% 1/10W
PA01	RA75		00MNI05101110	00MNI05101110	CHIP RESISTOR	100 OHM +- 5% 1/10W
PA01	RA76		00MNI05104110	00MNI05104110	CHIP RESISTOR	100K OHM +- 5% 1/10W
PA01	RA77		nsp	00MNN05222610	CHIP RESISTOR	2.2K OHM +- 5% 1/16W
PA01	RA78		nsp	00MNN05222610	CHIP RESISTOR	2.2K OHM +- 5% 1/16W
PA01	RA91	/F1B	nsp	00MNN05000610	CHIP RESISTOR	0 OHM +- 5% 1/16W
PA01	RA91	/F1N	nsp	00MNN05000610	CHIP RESISTOR	0 OHM +- 5% 1/16W
PA01	RA91	/L1G	nsp	00MNN05000610	CHIP RESISTOR	0 OHM +- 5% 1/16W
PA01	RA91	/U1B	nsp	00MNN05000610	CHIP RESISTOR	0 OHM +- 5% 1/16W
PA01	RA92	/N1B	nsp	00MNN05000610	CHIP RESISTOR	0 OHM +- 5% 1/16W
PA01	RA92	/N1S	nsp	00MNN05000610	CHIP RESISTOR	0 OHM +- 5% 1/16W
PA01	RA93	/S1G	nsp	00MNN05000610	CHIP RESISTOR	0 OHM +- 5% 1/16W
PA01	RA95		nsp	00MNN05000610	CHIP RESISTOR	0 OHM +- 5% 1/16W
PA01	RC01		00MNI05332110	00MNI05332110	CHIP RESISTOR	3.3K OHM +- 5% 1/10W
PA01	RC02		00MNI05332110	00MNI05332110	CHIP RESISTOR	3.3K OHM +- 5% 1/10W
PA01	RC03		00MNI05222110	00MNI05222110	CHIP RESISTOR	2.2K OHM +- 5% 1/10W
PA01	RC04		00MNI05222110	00MNI05222110	CHIP RESISTOR	2.2K OHM +- 5% 1/10W
PA01	RC05		00MNI05222110	00MNI05222110	CHIP RESISTOR	2.2K OHM +- 5% 1/10W
PA01	RC06		00MNI05222110	00MNI05222110	CHIP RESISTOR	2.2K OHM +- 5% 1/10W

NOTE : "nsp" PARTS IS LISTED FOR REFERENCE ONLY, MARANTZ WILL NOT SUPPLY THESE PARTS.

P.C.B. NAME	POS. NO.	VERS. COLOR	PART NO. (FOR EUR)	PART NO. (MJI)	PART NAME	DESCRIPTION
PA01	RC07		00MNI05123110	00MNI05123110	CHIP RESISTOR	12K OHM +- 5% 1/10W
PA01	RC08		00MNI05153110	00MNI05153110	CHIP RESISTOR	15K OHM +- 5% 1/10W
PA01	RC09		00MNI05123110	00MNI05123110	CHIP RESISTOR	12K OHM +- 5% 1/10W
PA01	RC10		00MNI05153110	00MNI05153110	CHIP RESISTOR	15K OHM +- 5% 1/10W
PA01	RC13		00MNI05473110	00MNI05473110	CHIP RESISTOR	47K OHM +- 5% 1/10W
PA01	RC14		00MNI05680110	00MNI05680110	CHIP RESISTOR	68 OHM +- 5% 1/10W
PA01	RC15		00MNI05680110	00MNI05680110	CHIP RESISTOR	68 OHM +- 5% 1/10W
PA01	RC16		00MNI05104110	00MNI05104110	CHIP RESISTOR	100K OHM +- 5% 1/10W
PA01	RC17		nsp	00MNN05224610	CHIP RESISTOR	220K OHM +- 5% 1/16W
PA01	RC18		nsp	00MNN05222610	CHIP RESISTOR	2.2K OHM +- 5% 1/16W
PA01	RC19		nsp	00MNN05222610	CHIP RESISTOR	2.2K OHM +- 5% 1/16W
PA01	RC20		00MNI05680110	00MNI05680110	CHIP RESISTOR	68 OHM +- 5% 1/10W
PA01	RC25		nsp	00MNN05102610	CHIP RESISTOR	1K OHM +- 5% 1/16W
PA01	RC27		nsp	00MNN05332610	CHIP RESISTOR	3.3K OHM +- 5% 1/16W
PA01	RC28		nsp	00MNN05103610	CHIP RESISTOR	10K OHM +- 5% 1/16W
PA01	RC31		00MNI05332110	00MNI05332110	CHIP RESISTOR	3.3K OHM +- 5% 1/10W
PA01	RC32		00MNI05332110	00MNI05332110	CHIP RESISTOR	3.3K OHM +- 5% 1/10W
PA01	RC33		00MNI05222110	00MNI05222110	CHIP RESISTOR	2.2K OHM +- 5% 1/10W
PA01	RC34		00MNI05222110	00MNI05222110	CHIP RESISTOR	2.2K OHM +- 5% 1/10W
PA01	RC35		00MNI05222110	00MNI05222110	CHIP RESISTOR	2.2K OHM +- 5% 1/10W
PA01	RC36		00MNI05222110	00MNI05222110	CHIP RESISTOR	2.2K OHM +- 5% 1/10W
PA01	RC37		00MNI05123110	00MNI05123110	CHIP RESISTOR	12K OHM +- 5% 1/10W
PA01	RC38		00MNI05153110	00MNI05153110	CHIP RESISTOR	15K OHM +- 5% 1/10W
PA01	RC39		00MNI05123110	00MNI05123110	CHIP RESISTOR	12K OHM +- 5% 1/10W
PA01	RC40		00MNI05153110	00MNI05153110	CHIP RESISTOR	15K OHM +- 5% 1/10W
PA01	RC43		00MNI05473110	00MNI05473110	CHIP RESISTOR	47K OHM +- 5% 1/10W
PA01	RC44		00MNI05680110	00MNI05680110	CHIP RESISTOR	68 OHM +- 5% 1/10W
PA01	RC45		00MNI05680110	00MNI05680110	CHIP RESISTOR	68 OHM +- 5% 1/10W
PA01	RC46		00MNI05104110	00MNI05104110	CHIP RESISTOR	100K OHM +- 5% 1/10W
PA01	RC47		nsp	00MNN05224610	CHIP RESISTOR	220K OHM +- 5% 1/16W
PA01	RC48		nsp	00MNN05222610	CHIP RESISTOR	2.2K OHM +- 5% 1/16W
PA01	RC49		nsp	00MNN05222610	CHIP RESISTOR	2.2K OHM +- 5% 1/16W
PA01	RC50		00MNI05680110	00MNI05680110	CHIP RESISTOR	68 OHM +- 5% 1/10W
PA01	RC55		nsp	00MNN05102610	CHIP RESISTOR	1K OHM +- 5% 1/16W
PA01	RC57		nsp	00MNN05332610	CHIP RESISTOR	3.3K OHM +- 5% 1/16W
PA01	RC58		nsp	00MNN05103610	CHIP RESISTOR	10K OHM +- 5% 1/16W
PA01	RD02		nsp	00MNN05102610	CHIP RESISTOR	1K OHM +- 5% 1/16W
PA01	RD22		nsp	00MNN05102610	CHIP RESISTOR	1K OHM +- 5% 1/16W
PA01	RD42		nsp	00MNN05102610	CHIP RESISTOR	1K OHM +- 5% 1/16W
PA01	RD61		nsp	00MNN05220610	CHIP RESISTOR	22 OHM +- 5% 1/16W
PA01	RD62		nsp	00MNN05220610	CHIP RESISTOR	22 OHM +- 5% 1/16W
PA01	RD64		nsp	00MNN05101610	CHIP RESISTOR	100 OHM +- 5% 1/16W
PA01	RD65		nsp	00MNN05101610	CHIP RESISTOR	100 OHM +- 5% 1/16W
PA01	RH01		00MNI05151110	00MNI05151110	CHIP RESISTOR	150 OHM +- 5% 1/10W
PA01	RH02		00MNI05151110	00MNI05151110	CHIP RESISTOR	150 OHM +- 5% 1/10W
PA01	RH03		00MNI05101110	00MNI05101110	CHIP RESISTOR	100 OHM +- 5% 1/10W
PA01	RH04		00MNI05101110	00MNI05101110	CHIP RESISTOR	100 OHM +- 5% 1/10W
PA01	RH05		00MNI05101110	00MNI05101110	CHIP RESISTOR	100 OHM +- 5% 1/10W
PA01	RH06		00MNI01333110	00MNI01333110	CHIP RESISTOR	33K OHM +- 1% 1/10W
PA01	RH07		00MNI05561110	00MNI05561110	CHIP RESISTOR	560 OHM +- 5% 1/10W
PA01	RH08		00MNI05561110	00MNI05561110	CHIP RESISTOR	560 OHM +- 5% 1/10W
PA01	RH09		00MNI05101110	00MNI05101110	CHIP RESISTOR	100 OHM +- 5% 1/10W
PA01	RH11		00MNI05151110	00MNI05151110	CHIP RESISTOR	150 OHM +- 5% 1/10W
PA01	RH12		00MNI05151110	00MNI05151110	CHIP RESISTOR	150 OHM +- 5% 1/10W
PA01	RH13		00MNI05101110	00MNI05101110	CHIP RESISTOR	100 OHM +- 5% 1/10W
PA01	RH14		00MNI05101110	00MNI05101110	CHIP RESISTOR	100 OHM +- 5% 1/10W
PA01	RH15		00MNI05101110	00MNI05101110	CHIP RESISTOR	100 OHM +- 5% 1/10W
PA01	RH16		00MNI01333110	00MNI01333110	CHIP RESISTOR	33K OHM +- 1% 1/10W
PA01	RH17		00MNI05561110	00MNI05561110	CHIP RESISTOR	560 OHM +- 5% 1/10W
PA01	RH18		00MNI05561110	00MNI05561110	CHIP RESISTOR	560 OHM +- 5% 1/10W
PA01	RH19		00MNI05101110	00MNI05101110	CHIP RESISTOR	100 OHM +- 5% 1/10W
PA01	RH21		00MNI05151110	00MNI05151110	CHIP RESISTOR	150 OHM +- 5% 1/10W
PA01	RH22		00MNI05151110	00MNI05151110	CHIP RESISTOR	150 OHM +- 5% 1/10W
PA01	RH23		00MNI05101110	00MNI05101110	CHIP RESISTOR	100 OHM +- 5% 1/10W
PA01	RH24		00MNI05101110	00MNI05101110	CHIP RESISTOR	100 OHM +- 5% 1/10W
PA01	RH25		00MNI05101110	00MNI05101110	CHIP RESISTOR	100 OHM +- 5% 1/10W
PA01	RH26		00MNI01333110	00MNI01333110	CHIP RESISTOR	33K OHM +- 1% 1/10W

NOTE : "nsp" PARTS IS LISTED FOR REFERENCE ONLY, MARANTZ WILL NOT SUPPLY THESE PARTS.

P.C.B. NAME	POS. NO.	VERS. COLOR	PART NO. (FOR EUR)	PART NO. (MJI)	PART NAME	DESCRIPTION
PA01	RH27		00MNI05561110	00MNI05561110	CHIP RESISTOR	560 OHM +- 5% 1/10W
PA01	RH28		00MNI05561110	00MNI05561110	CHIP RESISTOR	560 OHM +- 5% 1/10W
PA01	RH29		00MNI05101110	00MNI05101110	CHIP RESISTOR	100 OHM +- 5% 1/10W
PA01	RH31		00MNI05151110	00MNI05151110	CHIP RESISTOR	150 OHM +- 5% 1/10W
PA01	RH32		00MNI05151110	00MNI05151110	CHIP RESISTOR	150 OHM +- 5% 1/10W
PA01	RH33		00MNI05101110	00MNI05101110	CHIP RESISTOR	100 OHM +- 5% 1/10W
PA01	RH34		00MNI05101110	00MNI05101110	CHIP RESISTOR	100 OHM +- 5% 1/10W
PA01	RH35		00MNI05101110	00MNI05101110	CHIP RESISTOR	100 OHM +- 5% 1/10W
PA01	RH36		00MNI01333110	00MNI01333110	CHIP RESISTOR	33K OHM +- 1% 1/10W
PA01	RH37		00MNI05561110	00MNI05561110	CHIP RESISTOR	560 OHM +- 5% 1/10W
PA01	RH38		00MNI05561110	00MNI05561110	CHIP RESISTOR	560 OHM +- 5% 1/10W
PA01	RH39		00MNI05101110	00MNI05101110	CHIP RESISTOR	100 OHM +- 5% 1/10W
PA01	RH41		00MNI05151110	00MNI05151110	CHIP RESISTOR	150 OHM +- 5% 1/10W
PA01	RH42		00MNI05151110	00MNI05151110	CHIP RESISTOR	150 OHM +- 5% 1/10W
PA01	RH43		00MNI05101110	00MNI05101110	CHIP RESISTOR	100 OHM +- 5% 1/10W
PA01	RH44		00MNI05101110	00MNI05101110	CHIP RESISTOR	100 OHM +- 5% 1/10W
PA01	RH45		00MNI05101110	00MNI05101110	CHIP RESISTOR	100 OHM +- 5% 1/10W
PA01	RH46		00MNI01333110	00MNI01333110	CHIP RESISTOR	33K OHM +- 1% 1/10W
PA01	RH47		00MNI05561110	00MNI05561110	CHIP RESISTOR	560 OHM +- 5% 1/10W
PA01	RH48		00MNI05561110	00MNI05561110	CHIP RESISTOR	560 OHM +- 5% 1/10W
PA01	RH49		00MNI05101110	00MNI05101110	CHIP RESISTOR	100 OHM +- 5% 1/10W
PA01	RH51		00MNI05151110	00MNI05151110	CHIP RESISTOR	150 OHM +- 5% 1/10W
PA01	RH52		00MNI05151110	00MNI05151110	CHIP RESISTOR	150 OHM +- 5% 1/10W
PA01	RH53		00MNI05101110	00MNI05101110	CHIP RESISTOR	100 OHM +- 5% 1/10W
PA01	RH54		00MNI05101110	00MNI05101110	CHIP RESISTOR	100 OHM +- 5% 1/10W
PA01	RH55		00MNI05101110	00MNI05101110	CHIP RESISTOR	100 OHM +- 5% 1/10W
PA01	RH56		00MNI01333110	00MNI01333110	CHIP RESISTOR	33K OHM +- 1% 1/10W
PA01	RH57		00MNI05561110	00MNI05561110	CHIP RESISTOR	560 OHM +- 5% 1/10W
PA01	RH58		00MNI05561110	00MNI05561110	CHIP RESISTOR	560 OHM +- 5% 1/10W
PA01	RH59		00MNI05101110	00MNI05101110	CHIP RESISTOR	100 OHM +- 5% 1/10W
PA01	RS01		00MNI05332110	00MNI05332110	CHIP RESISTOR	3.3K OHM +- 5% 1/10W
PA01	RS02		00MNI05332110	00MNI05332110	CHIP RESISTOR	3.3K OHM +- 5% 1/10W
PA01	RS03		00MNI05222110	00MNI05222110	CHIP RESISTOR	2.2K OHM +- 5% 1/10W
PA01	RS04		00MNI05222110	00MNI05222110	CHIP RESISTOR	2.2K OHM +- 5% 1/10W
PA01	RS05		00MNI05222110	00MNI05222110	CHIP RESISTOR	2.2K OHM +- 5% 1/10W
PA01	RS06		00MNI05222110	00MNI05222110	CHIP RESISTOR	2.2K OHM +- 5% 1/10W
PA01	RS07		00MNI05123110	00MNI05123110	CHIP RESISTOR	12K OHM +- 5% 1/10W
PA01	RS08		00MNI05153110	00MNI05153110	CHIP RESISTOR	15K OHM +- 5% 1/10W
PA01	RS09		00MNI05123110	00MNI05123110	CHIP RESISTOR	12K OHM +- 5% 1/10W
PA01	RS10		00MNI05153110	00MNI05153110	CHIP RESISTOR	15K OHM +- 5% 1/10W
PA01	RS13		00MNI05473110	00MNI05473110	CHIP RESISTOR	47K OHM +- 5% 1/10W
PA01	RS14		00MNI05680110	00MNI05680110	CHIP RESISTOR	68 OHM +- 5% 1/10W
PA01	RS15		00MNI05680110	00MNI05680110	CHIP RESISTOR	68 OHM +- 5% 1/10W
PA01	RS16		00MNI05104110	00MNI05104110	CHIP RESISTOR	100K OHM +- 5% 1/10W
PA01	RS17		nsp	00MNN05224610	CHIP RESISTOR	220K OHM +- 5% 1/16W
PA01	RS18		nsp	00MNN05222610	CHIP RESISTOR	2.2K OHM +- 5% 1/16W
PA01	RS19		nsp	00MNN05222610	CHIP RESISTOR	2.2K OHM +- 5% 1/16W
PA01	RS20		00MNI05680110	00MNI05680110	CHIP RESISTOR	68 OHM +- 5% 1/10W
PA01	RS25		nsp	00MNN05102610	CHIP RESISTOR	1K OHM +- 5% 1/16W
PA01	RS27		nsp	00MNN05332610	CHIP RESISTOR	3.3K OHM +- 5% 1/16W
PA01	RS28		nsp	00MNN05103610	CHIP RESISTOR	10K OHM +- 5% 1/16W
PA01	RS31		00MNI05332110	00MNI05332110	CHIP RESISTOR	3.3K OHM +- 5% 1/10W
PA01	RS32		00MNI05332110	00MNI05332110	CHIP RESISTOR	3.3K OHM +- 5% 1/10W
PA01	RS33		00MNI05222110	00MNI05222110	CHIP RESISTOR	2.2K OHM +- 5% 1/10W
PA01	RS34		00MNI05222110	00MNI05222110	CHIP RESISTOR	2.2K OHM +- 5% 1/10W
PA01	RS35		00MNI05222110	00MNI05222110	CHIP RESISTOR	2.2K OHM +- 5% 1/10W
PA01	RS36		00MNI05222110	00MNI05222110	CHIP RESISTOR	2.2K OHM +- 5% 1/10W
PA01	RS37		00MNI05123110	00MNI05123110	CHIP RESISTOR	12K OHM +- 5% 1/10W
PA01	RS38		00MNI05153110	00MNI05153110	CHIP RESISTOR	15K OHM +- 5% 1/10W
PA01	RS39		00MNI05123110	00MNI05123110	CHIP RESISTOR	12K OHM +- 5% 1/10W
PA01	RS40		00MNI05153110	00MNI05153110	CHIP RESISTOR	15K OHM +- 5% 1/10W
PA01	RS43		00MNI05473110	00MNI05473110	CHIP RESISTOR	47K OHM +- 5% 1/10W
PA01	RS44		00MNI05680110	00MNI05680110	CHIP RESISTOR	68 OHM +- 5% 1/10W
PA01	RS45		00MNI05680110	00MNI05680110	CHIP RESISTOR	68 OHM +- 5% 1/10W
PA01	RS46		00MNI05104110	00MNI05104110	CHIP RESISTOR	100K OHM +- 5% 1/10W
PA01	RS47		nsp	00MNN05224610	CHIP RESISTOR	220K OHM +- 5% 1/16W
PA01	RS48		nsp	00MNN05222610	CHIP RESISTOR	2.2K OHM +- 5% 1/16W

NOTE : "nsp" PARTS IS LISTED FOR REFERENCE ONLY, MARANTZ WILL NOT SUPPLY THESE PARTS.

P.C.B. NAME	POS. NO.	VERS. COLOR	PART NO. (FOR EUR)	PART NO. (MJI)	PART NAME	DESCRIPTION
PA01	RS49		nsp	00MNN05222610	CHIP RESISTOR	2.2K OHM +- 5% 1/16W
PA01	RS50		00MNI05680110	00MNI05680110	CHIP RESISTOR	68 OHM +- 5% 1/10W
PA01	RS55		nsp	00MNN05102610	CHIP RESISTOR	1K OHM +- 5% 1/16W
PA01	RS57		nsp	00MNN05332610	CHIP RESISTOR	3.3K OHM +- 5% 1/16W
PA01	RS58		nsp	00MNN05103610	CHIP RESISTOR	10K OHM +- 5% 1/16W
PF01	CF01		nsp	00MDD95101300	CERAMIC CAP.	100 PF +- 5 % CG 50V GR39
PF01	CF02		nsp	00MDD95101300	CERAMIC CAP.	100 PF +- 5 % CG 50V GR39
PF01	CF03		nsp	00MDD95101300	CERAMIC CAP.	100 PF +- 5 % CG 50V GR39
PF01	CF04		nsp	00MDD95101300	CERAMIC CAP.	100 PF +- 5 % CG 50V GR39
PF01	CF05		nsp	00MDD95101300	CERAMIC CAP.	100 PF +- 5 % CG 50V GR39
PF01	CF06		nsp	00MDD95101300	CERAMIC CAP.	100 PF +- 5 % CG 50V GR39
PF01	CF07		nsp	00MDD95101300	CERAMIC CAP.	100 PF +- 5 % CG 50V GR39
PF01	CF11		nsp	00MDD95101300	CERAMIC CAP.	100 PF +- 5 % CG 50V GR39
PF01	CF12		nsp	00MDK98473300	CERAMIC CAP.	0.047UF
PF01	CF15		nsp	00MDK98104200	CERAMIC CAP.	GRM39F104Z16 0.1UF MURATA
PF01	CF17		nsp	00MDK98104200	CERAMIC CAP.	GRM39F104Z16 0.1UF MURATA
PF01	CF22		nsp	00MDK98104200	CERAMIC CAP.	GRM39F104Z16 0.1UF MURATA
PF01	CF24		nsp	00MDK98104200	CERAMIC CAP.	GRM39F104Z16 0.1UF MURATA
PF01	CF71		nsp	00MDK98104200	CERAMIC CAP.	GRM39F104Z16 0.1UF MURATA
PF01	CF72		nsp	00MDK98104200	CERAMIC CAP.	GRM39F104Z16 0.1UF MURATA
PF01	CF73		nsp	00MDD95270300	CERAMIC CAP.	27PF (GR39)
PF01	CF74		nsp	00MDK98473300	CERAMIC CAP.	0.047UF
PF01	CF80		nsp	00MDK98104200	CERAMIC CAP.	GRM39F104Z16 0.1UF MURATA
PF01	CF81		nsp	00MDD95101300	CERAMIC CAP.	100 PF +- 5 % CG 50V GR39
PF01	DF31		00MHI10062320	00MHI10062320	L.E.D.	LT3D8B RED 30
PF01	DF32		00MHI10045080	00MHI10045080	L.E.D.	SML11516C-TP4
PF01	LF01		00MFC90020110	00MFC90020110	FERRITE CORE	BLM11B601S CHIP FERRITE
PF01	LF02		00MFC90020110	00MFC90020110	FERRITE CORE	BLM11B601S CHIP FERRITE
PF01	LF03		00MFC90020110	00MFC90020110	FERRITE CORE	BLM11B601S CHIP FERRITE
PF01	LF71		00MFC90020110	00MFC90020110	FERRITE CORE	BLM11B601S CHIP FERRITE
PF01	LF72		00MFC90020110	00MFC90020110	FERRITE CORE	BLM11B601S CHIP FERRITE
PF01	QF21		00MBA10026210	00MBA10026210	SEMICON.COMP	DTA114EU
PF01	QF31		00MHX300012A0	00MHX300012A0	CHIP TR.	2SC4081 (Q,R) 2SC4116 (Y,GR)
PF01	QF32		00MHX300012A0	00MHX300012A0	CHIP TR.	2SC4081 (Q,R) 2SC4116 (Y,GR)
PF01	QF33		00MBA10026210	00MBA10026210	SEMICON.COMP	DTA114EU
PF01	QF34		00MHX300012A0	00MHX300012A0	CHIP TR.	2SC4081 (Q,R) 2SC4116 (Y,GR)
PF01	QF35		00MBA10026210	00MBA10026210	SEMICON.COMP	DTA114EU
PF01	QF36		00MHX300012A0	00MHX300012A0	CHIP TR.	2SC4081 (Q,R) 2SC4116 (Y,GR)
PF01	QF71		00MHC10416030	00MHC10416030	IC	FL DRIVER LC75712NE
PF01	QF80		00MHC007805K0	00MHC007805K0	IC	TC74VHCT125AFT OUADE BUS BUFFER
PF01	RF01		nsp	00MNN05220610	CHIP RESISTOR	22 OHM +- 5% 1/16W
PF01	RF02		nsp	00MNN05220610	CHIP RESISTOR	22 OHM +- 5% 1/16W
PF01	RF03		nsp	00MNN05220610	CHIP RESISTOR	22 OHM +- 5% 1/16W
PF01	RF04		nsp	00MNN05220610	CHIP RESISTOR	22 OHM +- 5% 1/16W
PF01	RF05		nsp	00MNN05220610	CHIP RESISTOR	22 OHM +- 5% 1/16W
PF01	RF06		nsp	00MNN05220610	CHIP RESISTOR	22 OHM +- 5% 1/16W
PF01	RF07		nsp	00MNN05220610	CHIP RESISTOR	22 OHM +- 5% 1/16W
PF01	RF08		nsp	00MNN05220610	CHIP RESISTOR	22 OHM +- 5% 1/16W
PF01	RF09		nsp	00MNN05220610	CHIP RESISTOR	22 OHM +- 5% 1/16W
PF01	RF10		nsp	00MNN05220610	CHIP RESISTOR	22 OHM +- 5% 1/16W
PF01	RF11		nsp	00MNN05220610	CHIP RESISTOR	22 OHM +- 5% 1/16W
PF01	RF12		nsp	00MNN05000610	CHIP RESISTOR	0 OHM +- 5% 1/16W
PF01	RF21		nsp	00MNN05101610	CHIP RESISTOR	100 OHM +- 5% 1/16W
PF01	RF23		nsp	00MNN05101610	CHIP RESISTOR	100 OHM +- 5% 1/16W
PF01	RF31		nsp	00MNN05223610	CHIP RESISTOR	22K OHM +- 5% 1/16W
PF01	RF32		nsp	00MNN05272610	CHIP RESISTOR	2.7K OHM +- 5% 1/16W
PF01	RF33		nsp	00MNN05223610	CHIP RESISTOR	22K OHM +- 5% 1/16W
PF01	RF34		nsp	00MNN05102610	CHIP RESISTOR	1K OHM +- 5% 1/16W
PF01	RF35		nsp	00MNN05223610	CHIP RESISTOR	22K OHM +- 5% 1/16W
PF01	RF36		nsp	00MNN05272610	CHIP RESISTOR	2.7K OHM +- 5% 1/16W
PF01	RF37		nsp	00MNN05223610	CHIP RESISTOR	22K OHM +- 5% 1/16W
PF01	RF38		nsp	00MNN05332610	CHIP RESISTOR	3.3K OHM +- 5% 1/16W
PF01	RF42		nsp	00MNN05562610	CHIP RESISTOR	5.6K OHM +- 5% 1/16W
PF01	RF43		nsp	00MNN05103610	CHIP RESISTOR	10K OHM +- 5% 1/16W
PF01	RF45		nsp	00MNN05562610	CHIP RESISTOR	5.6K OHM +- 5% 1/16W
PF01	RF46		nsp	00MNN05103610	CHIP RESISTOR	10K OHM +- 5% 1/16W
PF01	RF48		nsp	00MNN05562610	CHIP RESISTOR	5.6K OHM +- 5% 1/16W

NOTE : "nsp" PARTS IS LISTED FOR REFERENCE ONLY, MARANTZ WILL NOT SUPPLY THESE PARTS.



P.C.B. NAME	POS. NO.	VERS. COLOR	PART NO. (FOR EUR)	PART NO. (MJI)	PART NAME	DESCRIPTION
PF01	RF71		nsp	00MNN05153610	CHIP RESISTOR	15K OHM +- 5% 1/16W
PF01	RF72		nsp	00MNN05101610	CHIP RESISTOR	100 OHM +- 5% 1/16W
PF01	RF80		nsp	00MNN05101610	CHIP RESISTOR	100 OHM +- 5% 1/16W
PF01	SF01		00MSP01012030	00MSP01012030	PUSH SWITCH	SKHVBF 260GF RED
PF01	SF02		00MSP01012030	00MSP01012030	PUSH SWITCH	SKHVBF 260GF RED
PF01	SF03		00MSP01012030	00MSP01012030	PUSH SWITCH	SKHVBF 260GF RED
PF01	SF04		00MSP01012030	00MSP01012030	PUSH SWITCH	SKHVBF 260GF RED
PF01	SF05		00MSP01012030	00MSP01012030	PUSH SWITCH	SKHVBF 260GF RED
PF01	SF06		00MSP01012030	00MSP01012030	PUSH SWITCH	SKHVBF 260GF RED
PF01	SF07		00MSP01012030	00MSP01012030	PUSH SWITCH	SKHVBF 260GF RED
PF01	SF08		00MSP01012030	00MSP01012030	PUSH SWITCH	SKHVBF 260GF RED
PF01	VF01		00MHQ31302920	00MHQ31302920	DISPLAY	VFD CH2099CB
PF01	ZF21		00MHW10004210	00MHW10004210	PHOTO UNIT	RPM6936-V4 (IR SENSOR)
PH01	C959		nsp	00MOA22701620	ELECT. CAP.	220 UF M 16V RA-2
PH01	C960		nsp	00MOA22701620	ELECT. CAP.	220 UF M 16V RA-2
PH01	C961		nsp	00MOA47601620	ELECT. CAP.	47 UF M 16V RA-2
PH01	C962		nsp	00MOA47601620	ELECT. CAP.	47 UF M 16V RA-2
PH01	C963		nsp	00MOA47601620	ELECT. CAP.	47 UF M 16V RA-2
PH01	C964		nsp	00MOA47601620	ELECT. CAP.	47 UF M 16V RA-2
PH01	C965		00MDF15332350	00MDF15332350	FILM CAP.	0.0033UF,J,M,50V
PH01	C966		00MDF15332350	00MDF15332350	FILM CAP.	0.0033UF,J,M,50V
PH01	C967		00MDF15222350	00MDF15222350	FILM CAP.	0.0022UF,J,M,50V
PH01	C968		00MDF15222350	00MDF15222350	FILM CAP.	0.0022UF,J,M,50V
PH01	C969		nsp	00MDD95101300	CERAMIC CAP.	100 PF +- 5 % CG 50V GR39
PH01	C970		nsp	00MDD95101300	CERAMIC CAP.	100 PF +- 5 % CG 50V GR39
PH01	C971		nsp	00MOA47601620	ELECT. CAP.	47 UF M 16V RA-2
PH01	C972		nsp	00MOA47601620	ELECT. CAP.	47 UF M 16V RA-2
PH01	C973		nsp	00MDK96102300	CERAMIC CAP.	1000 PF +- 10 % B 50V GR36
PH01	C974		nsp	00MDK96102300	CERAMIC CAP.	1000 PF +- 10 % B 50V GR36
PH01	J952		00MYJ01004240	00MYJ01004240	JACK	HLJ2307-01-3160
PH01	L957		00MFC90020200	00MFC90020200	FERRITE CORE	BLM18BA121SN1
PH01	L958		00MFC90020200	00MFC90020200	FERRITE CORE	BLM18BA121SN1
PH01	L959		00MFC90020200	00MFC90020200	FERRITE CORE	BLM18BA121SN1
PH01	L960		00MFC90020200	00MFC90020200	FERRITE CORE	BLM18BA121SN1
PH01	L961		00MFC90020200	00MFC90020200	FERRITE CORE	BLM18BA121SN1
PH01	L962		00MFC90020200	00MFC90020200	FERRITE CORE	BLM18BA121SN1
PH01	L963		00MFC90020200	00MFC90020200	FERRITE CORE	BLM18BA121SN1
PH01	L964		00MFC90020200	00MFC90020200	FERRITE CORE	BLM18BA121SN1
PH01	Q951		00MHC10011090	00MHC10011090	IC	NJM4558M(Y)
PH01	Q952		00MHC10045090	00MHC10045090	IC	NJM-4556MB
PH01	Q953		00MBA20016050	00MBA20016050	SEMICON.COMP	HN1C03F(B)(NPNX2(MUTING))
PH01	Q954		00MBA20016050	00MBA20016050	SEMICON.COMP	HN1C03F(B)(NPNX2(MUTING))
PH01	R954		nsp	00MNN05104610	CHIP RESISTOR	100K OHM +- 5% 1/16W
PH01	R955		nsp	00MNN05222610	CHIP RESISTOR	2.2K OHM +- 5% 1/16W
PH01	R956		nsp	00MNN05222610	CHIP RESISTOR	2.2K OHM +- 5% 1/16W
PH01	R957		nsp	00MNN05222610	CHIP RESISTOR	2.2K OHM +- 5% 1/16W
PH01	R958		nsp	00MNN05222610	CHIP RESISTOR	2.2K OHM +- 5% 1/16W
PH01	R959		nsp	00MNN05472610	CHIP RESISTOR	4.7K OHM +- 5% 1/16W
PH01	R960		nsp	00MNN05272610	CHIP RESISTOR	2.7K OHM +- 5% 1/16W
PH01	R961		nsp	00MNN05222610	CHIP RESISTOR	2.2K OHM +- 5% 1/16W
PH01	R962		nsp	00MNN05222610	CHIP RESISTOR	2.2K OHM +- 5% 1/16W
PH01	R963		nsp	00MNN05222610	CHIP RESISTOR	2.2K OHM +- 5% 1/16W
PH01	R964		nsp	00MNN05472610	CHIP RESISTOR	4.7K OHM +- 5% 1/16W
PH01	R965		00MRM01031220	00MRM01031220	VARIABLE RESIST	RK09L12B0 10K B ALPS
PH01	R967		nsp	00MNN05472610	CHIP RESISTOR	4.7K OHM +- 5% 1/16W
PH01	R968		nsp	00MNN05472610	CHIP RESISTOR	4.7K OHM +- 5% 1/16W
PH01	R969		nsp	00MNN05472610	CHIP RESISTOR	4.7K OHM +- 5% 1/16W
PH01	R970		nsp	00MNN05472610	CHIP RESISTOR	4.7K OHM +- 5% 1/16W
PH01	R971		nsp	00MNN05333610	CHIP RESISTOR	33K OHM +- 5% 1/16W
PH01	R972		nsp	00MNN05333610	CHIP RESISTOR	33K OHM +- 5% 1/16W
PH01	R973		nsp	00MNN05473610	CHIP RESISTOR	47K OHM +- 5% 1/16W
PH01	R974		nsp	00MNN05473610	CHIP RESISTOR	47K OHM +- 5% 1/16W
PH01	R975		nsp	00MNN05101610	CHIP RESISTOR	100 OHM +- 5% 1/16W
PH01	R976		nsp	00MNN05101610	CHIP RESISTOR	100 OHM +- 5% 1/16W
PH01	R977		nsp	00MNN05101610	CHIP RESISTOR	100 OHM +- 5% 1/16W
PH01	R978		nsp	00MNN05101610	CHIP RESISTOR	100 OHM +- 5% 1/16W
PH01	R979		nsp	00MNN05472610	CHIP RESISTOR	4.7K OHM +- 5% 1/16W

NOTE : "nsp" PARTS IS LISTED FOR REFERENCE ONLY, MARANTZ WILL NOT SUPPLY THESE PARTS.

P.C.B. NAME	POS. NO.	VERS. COLOR	PART NO. (FOR EUR)	PART NO. (MJI)	PART NAME	DESCRIPTION
PH01	R980		nsp	00MNN05472610	CHIP RESISTOR	4.7K OHM +- 5% 1/16W
PH01	R981		nsp	00MNN05472610	CHIP RESISTOR	4.7K OHM +- 5% 1/16W
PH01	R982		nsp	00MNN05472610	CHIP RESISTOR	4.7K OHM +- 5% 1/16W
PH01	R983		nsp	00MNN05332610	CHIP RESISTOR	3.3K OHM +- 5% 1/16W
PH01	R984		nsp	00MNN05332610	CHIP RESISTOR	3.3K OHM +- 5% 1/16W
PL01	DF33		00MHI10062320	00MHI10062320	L.E.D.	LT3D8B RED 30
PM01	C103		00MEY10700620	00MEY10700620	ELECT. CHIP	100UF/6.3V
PM01	C104		00MEY10700620	00MEY10700620	ELECT. CHIP	100UF/6.3V
PM01	C105		nsp	00MDK96103300	CERAMIC CAP.	0.01UF +-10% 50V C1608JB1H103K
PM01	C106		nsp	00MDK96103300	CERAMIC CAP.	0.01UF +-10% 50V C1608JB1H103K
PM01	C107		nsp	00MDK96104300	CERAMIC CAP.	C1608X7R1H104K
PM01	C108		nsp	00MDK96103300	CERAMIC CAP.	0.01UF +-10% 50V C1608JB1H103K
PM01	C109		nsp	00MDK96103300	CERAMIC CAP.	0.01UF +-10% 50V C1608JB1H103K
PM01	C110		nsp	00MDK96104300	CERAMIC CAP.	C1608X7R1H104K
PM01	C111		nsp	00MDK96104300	CERAMIC CAP.	C1608X7R1H104K
PM01	C112		nsp	00MDK96103300	CERAMIC CAP.	0.01UF +-10% 50V C1608JB1H103K
PM01	C113		nsp	00MDK96104300	CERAMIC CAP.	C1608X7R1H104K
PM01	C114		nsp	00MDK96103300	CERAMIC CAP.	0.01UF +-10% 50V C1608JB1H103K
PM01	C117		nsp	00MDK96104300	CERAMIC CAP.	C1608X7R1H104K
PM01	C118		00MEY22601620	00MEY22601620	ELECT. CHIP	22UF/ 16V
PM01	C119		00MEY22601620	00MEY22601620	ELECT. CHIP	22UF/ 16V
PM01	C120		nsp	00MDK96104300	CERAMIC CAP.	C1608X7R1H104K
PM01	C121		nsp	00MDK96104300	CERAMIC CAP.	C1608X7R1H104K
PM01	C122		nsp	00MDK96103300	CERAMIC CAP.	0.01UF +-10% 50V C1608JB1H103K
PM01	C123		nsp	00MDK96103300	CERAMIC CAP.	0.01UF +-10% 50V C1608JB1H103K
PM01	C124		nsp	00MDK96104300	CERAMIC CAP.	C1608X7R1H104K
PM01	C125		nsp	00MDK96103300	CERAMIC CAP.	0.01UF +-10% 50V C1608JB1H103K
PM01	C126		nsp	00MDK96103300	CERAMIC CAP.	0.01UF +-10% 50V C1608JB1H103K
PM01	C127		nsp	00MDK96104300	CERAMIC CAP.	C1608X7R1H104K
PM01	C128		nsp	00MDK96104300	CERAMIC CAP.	C1608X7R1H104K
PM01	C129		nsp	00MDK96104300	CERAMIC CAP.	C1608X7R1H104K
PM01	C130		nsp	00MDK96104300	CERAMIC CAP.	C1608X7R1H104K
PM01	C131		nsp	00MDK96104300	CERAMIC CAP.	C1608X7R1H104K
PM01	C132		nsp	00MDK96104300	CERAMIC CAP.	C1608X7R1H104K
PM01	C133		nsp	00MDK96104300	CERAMIC CAP.	C1608X7R1H104K
PM01	C134		nsp	00MDK96104300	CERAMIC CAP.	C1608X7R1H104K
PM01	C135		nsp	00MDK96103300	CERAMIC CAP.	0.01UF +-10% 50V C1608JB1H103K
PM01	C136		nsp	00MDK96104300	CERAMIC CAP.	C1608X7R1H104K
PM01	C137		nsp	00MDK96104300	CERAMIC CAP.	C1608X7R1H104K
PM01	C138		nsp	00MDK96104300	CERAMIC CAP.	C1608X7R1H104K
PM01	C139		00MEY10700620	00MEY10700620	ELECT. CHIP	100UF/6.3V
PM01	C140		nsp	00MDK96104300	CERAMIC CAP.	C1608X7R1H104K
PM01	C141		nsp	00MDK96104300	CERAMIC CAP.	C1608X7R1H104K
PM01	C142		nsp	00MDK96104300	CERAMIC CAP.	C1608X7R1H104K
PM01	C143		nsp	00MDK96104300	CERAMIC CAP.	C1608X7R1H104K
PM01	C144		nsp	00MDK96103300	CERAMIC CAP.	0.01UF +-10% 50V C1608JB1H103K
PM01	C145		nsp	00MDK96104300	CERAMIC CAP.	C1608X7R1H104K
PM01	C146		nsp	00MDK96104300	CERAMIC CAP.	C1608X7R1H104K
PM01	C147		00MEY22601620	00MEY22601620	ELECT. CHIP	22UF/ 16V
PM01	C151		nsp	00MDK96103300	CERAMIC CAP.	0.01UF +-10% 50V C1608JB1H103K
PM01	C152		nsp	00MDK96103300	CERAMIC CAP.	0.01UF +-10% 50V C1608JB1H103K
PM01	C153		00MEY10700620	00MEY10700620	ELECT. CHIP	100UF/6.3V
PM01	C154		00MEY10700620	00MEY10700620	ELECT. CHIP	100UF/6.3V
PM01	C155		nsp	00MDK96104300	CERAMIC CAP.	C1608X7R1H104K
PM01	C156		nsp	00MDK96104300	CERAMIC CAP.	C1608X7R1H104K
PM01	C157		nsp	00MDK96104300	CERAMIC CAP.	C1608X7R1H104K
PM01	C158		nsp	00MDK96104300	CERAMIC CAP.	C1608X7R1H104K
PM01	C159		nsp	00MDK96104300	CERAMIC CAP.	C1608X7R1H104K
PM01	C160		nsp	00MDK96104300	CERAMIC CAP.	C1608X7R1H104K
PM01	C161		nsp	00MDK98105200	CERAMIC CAP.	1UF 10V F
PM01	C162		nsp	00MDK96104300	CERAMIC CAP.	C1608X7R1H104K
PM01	C164		nsp	00MDK96104300	CERAMIC CAP.	C1608X7R1H104K
PM01	C165		nsp	00MDD95101300	CERAMIC CAP.	100 PF +- 5 % CG 50V GR39
PM01	C166		nsp	00MDK96104300	CERAMIC CAP.	C1608X7R1H104K
PM01	C168		nsp	00MDK96104300	CERAMIC CAP.	C1608X7R1H104K
PM01	C169		nsp	00MDK96104300	CERAMIC CAP.	C1608X7R1H104K
PM01	C170		nsp	00MDK96104300	CERAMIC CAP.	C1608X7R1H104K

NOTE : "nsp" PARTS IS LISTED FOR REFERENCE ONLY, MARANTZ WILL NOT SUPPLY THESE PARTS.



P.C.B. NAME	POS. NO.	VERS. COLOR	PART NO. (FOR EUR)	PART NO. (MJI)	PART NAME	DESCRIPTION
PM01	C171		nsp	00MDK96104300	CERAMIC CAP.	C1608X7R1H104K
PM01	C172		nsp	00MDK96102300	CERAMIC CAP.	1000 PF +- 10 % B 50V GR36
PM01	C173		nsp	00MDK96104300	CERAMIC CAP.	C1608X7R1H104K
PM01	C174		nsp	00MDK96104300	CERAMIC CAP.	C1608X7R1H104K
PM01	C175		nsp	00MDK96104300	CERAMIC CAP.	C1608X7R1H104K
PM01	C176		nsp	00MDK96104300	CERAMIC CAP.	C1608X7R1H104K
PM01	C177		nsp	00MDD95220300	CERAMIC CAP.	22 PF +- 5 % CG 50V GR39
PM01	C178		nsp	00MDD95220300	CERAMIC CAP.	22 PF +- 5 % CG 50V GR39
PM01	C179		nsp	00MDK96104300	CERAMIC CAP.	C1608X7R1H104K
PM01	C180		00MEY10700620	00MEY10700620	ELECT. CHIP	100UF/6.3V
PM01	C181		nsp	00MDK96104300	CERAMIC CAP.	C1608X7R1H104K
PM01	C182		nsp	00MDK96102300	CERAMIC CAP.	1000 PF +- 10 % B 50V GR36
PM01	C183		nsp	00MDK96104300	CERAMIC CAP.	C1608X7R1H104K
PM01	C184		00MEY22601620	00MEY22601620	ELECT. CHIP	22UF/ 16V
PM01	C185		nsp	00MDK96104300	CERAMIC CAP.	C1608X7R1H104K
PM01	C186		nsp	00MDK96102300	CERAMIC CAP.	1000 PF +- 10 % B 50V GR36
PM01	C189		nsp	00MDK96104300	CERAMIC CAP.	C1608X7R1H104K
PM01	C190		nsp	00MDK96104300	CERAMIC CAP.	C1608X7R1H104K
PM01	C191		nsp	00MDK96154200	CERAMIC CAP.	0.15UF +- 10% B 10V
PM01	C192		00MEY10700620	00MEY10700620	ELECT. CHIP	100UF/6.3V
PM01	C193		nsp	00MDK96104300	CERAMIC CAP.	C1608X7R1H104K
PM01	C210		nsp	00MDK96103300	CERAMIC CAP.	0.01UF +-10% 50V C1608JB1H103K
PM01	C211		nsp	00MDK96102300	CERAMIC CAP.	1000 PF +- 10 % B 50V GR36
PM01	C212		nsp	00MDK96103300	CERAMIC CAP.	0.01UF +-10% 50V C1608JB1H103K
PM01	C213		nsp	00MDK96102300	CERAMIC CAP.	1000 PF +- 10 % B 50V GR36
PM01	C214		nsp	00MDK96103300	CERAMIC CAP.	0.01UF +-10% 50V C1608JB1H103K
PM01	C215		nsp	00MDK96102300	CERAMIC CAP.	1000 PF +- 10 % B 50V GR36
PM01	C216		nsp	00MDK96104300	CERAMIC CAP.	C1608X7R1H104K
PM01	C217		nsp	00MDK96102300	CERAMIC CAP.	1000 PF +- 10 % B 50V GR36
PM01	C218		nsp	00MDK96104300	CERAMIC CAP.	C1608X7R1H104K
PM01	C219		nsp	00MDK96102300	CERAMIC CAP.	1000 PF +- 10 % B 50V GR36
PM01	C220		00MEY22601620	00MEY22601620	ELECT. CHIP	22UF/ 16V
PM01	C221		00MEY47601620	00MEY47601620	ELECT. CHIP	47UF/ 16V
PM01	C222		nsp	00MDK96104300	CERAMIC CAP.	C1608X7R1H104K
PM01	C223		nsp	00MDK96104300	CERAMIC CAP.	C1608X7R1H104K
PM01	C224		nsp	00MDK96104300	CERAMIC CAP.	C1608X7R1H104K
PM01	C230		00MEY10700620	00MEY10700620	ELECT. CHIP	100UF/6.3V
PM01	C231		00MEY10700620	00MEY10700620	ELECT. CHIP	100UF/6.3V
PM01	C232		00MEY10700620	00MEY10700620	ELECT. CHIP	100UF/6.3V
PM01	C234		nsp	00MDK96104300	CERAMIC CAP.	C1608X7R1H104K
PM01	C235		nsp	00MDK96104300	CERAMIC CAP.	C1608X7R1H104K
PM01	C236		00MEY22601620	00MEY22601620	ELECT. CHIP	22UF/ 16V
PM01	C237		nsp	00MDK96104300	CERAMIC CAP.	C1608X7R1H104K
PM01	C242		nsp	00MDK96104300	CERAMIC CAP.	C1608X7R1H104K
PM01	C243		nsp	00MDK96102300	CERAMIC CAP.	1000 PF +- 10 % B 50V GR36
PM01	C244		nsp	00MDK96104300	CERAMIC CAP.	C1608X7R1H104K
PM01	C245		00MEY10700620	00MEY10700620	ELECT. CHIP	100UF/6.3V
PM01	C246		00MEY10700620	00MEY10700620	ELECT. CHIP	100UF/6.3V
PM01	C247		nsp	00MDK96103300	CERAMIC CAP.	0.01UF +-10% 50V C1608JB1H103K
PM01	C248		nsp	00MDK96103300	CERAMIC CAP.	0.01UF +-10% 50V C1608JB1H103K
PM01	C253		nsp	00MDK96104300	CERAMIC CAP.	C1608X7R1H104K
PM01	C254		00MEY22601620	00MEY22601620	ELECT. CHIP	22UF/ 16V
PM01	C255		00MEY22601620	00MEY22601620	ELECT. CHIP	22UF/ 16V
PM01	C256		nsp	00MDK96105200	CERAMIC CAP.	1UF B 6.3V
PM01	C258		nsp	00MDK96102300	CERAMIC CAP.	1000 PF +- 10 % B 50V GR36
PM01	C259		nsp	00MDK96103300	CERAMIC CAP.	0.01UF +-10% 50V C1608JB1H103K
PM01	C260		nsp	00MDK96104300	CERAMIC CAP.	C1608X7R1H104K
PM01	C261		nsp	00MDK96104300	CERAMIC CAP.	C1608X7R1H104K
PM01	C263		00MEY22601070	00MEY22601070	TANTL.CAP CHIP	22UF/ 10V
PM01	C264		00MEY22601070	00MEY22601070	TANTL.CAP CHIP	22UF/ 10V
PM01	C265		00MEY22601070	00MEY22601070	TANTL.CAP CHIP	22UF/ 10V
PM01	C266		00MEY22601070	00MEY22601070	TANTL.CAP CHIP	22UF/ 10V
PM01	C267		00MEY22601070	00MEY22601070	TANTL.CAP CHIP	22UF/ 10V
PM01	C268		nsp	00MDK96154200	CERAMIC CAP.	0.15UF +- 10% B 10V
PM01	C301		00MEY22601070	00MEY22601070	TANTL.CAP CHIP	22UF/ 10V
PM01	C302		nsp	00MDK96104300	CERAMIC CAP.	C1608X7R1H104K
PM01	C303		00MEY22601070	00MEY22601070	TANTL.CAP CHIP	22UF/ 10V

NOTE : "nsp" PARTS IS LISTED FOR REFERENCE ONLY, MARANTZ WILL NOT SUPPLY THESE PARTS.

P.C.B. NAME	POS. NO.	VERS. COLOR	PART NO. (FOR EUR)	PART NO. (MJI)	PART NAME	DESCRIPTION
PM01	C304		nsp	00MDK96104300	CERAMIC CAP.	C1608X7R1H104K
PM01	C305		nsp	00MDK96104300	CERAMIC CAP.	C1608X7R1H104K
PM01	C306		nsp	00MDK96104300	CERAMIC CAP.	C1608X7R1H104K
PM01	C307		nsp	00MDK96104300	CERAMIC CAP.	C1608X7R1H104K
PM01	C308		00MEY22601070	00MEY22601070	TANTL.CAP CHIP	22UF/ 10V
PM01	C309		00MEY22601070	00MEY22601070	TANTL.CAP CHIP	22UF/ 10V
PM01	C310		nsp	00MDK96104300	CERAMIC CAP.	C1608X7R1H104K
PM01	C311		nsp	00MDK96104300	CERAMIC CAP.	C1608X7R1H104K
PM01	C312		00MEY22601070	00MEY22601070	TANTL.CAP CHIP	22UF/ 10V
PM01	C313		nsp	00MDK96104300	CERAMIC CAP.	C1608X7R1H104K
PM01	C314		00MEY22501670	00MEY22501670	TANTL.CAP CHIP	2.2UF/ 16V
PM01	C315		nsp	00MDK96105200	CERAMIC CAP.	1UF B 6.3V
PM01	C316		nsp	00MDK96103300	CERAMIC CAP.	0.01UF +-10% 50V C1608JB1H103K
PM01	C317		nsp	00MDK96104300	CERAMIC CAP.	C1608X7R1H104K
PM01	C318		nsp	00MDK96104300	CERAMIC CAP.	C1608X7R1H104K
PM01	C319		00MEY22601070	00MEY22601070	TANTL.CAP CHIP	22UF/ 10V
PM01	C320		nsp	00MDK96122300	CERAMIC CAP.	1200 PF
PM01	C321		nsp	00MDK96103300	CERAMIC CAP.	0.01UF +-10% 50V C1608JB1H103K
PM01	C322		nsp	00MDK96103300	CERAMIC CAP.	0.01UF +-10% 50V C1608JB1H103K
PM01	C323		nsp	00MDK96103300	CERAMIC CAP.	0.01UF +-10% 50V C1608JB1H103K
PM01	C324		nsp	00MDK96104300	CERAMIC CAP.	C1608X7R1H104K
PM01	C325		00MEY22601070	00MEY22601070	TANTL.CAP CHIP	22UF/ 10V
PM01	C326		nsp	00MDK96222300	CERAMIC CAP.	2200PF (GR39)
PM01	C327		nsp	00MDK98473300	CERAMIC CAP.	0.047UF
PM01	C328		00MEY22601070	00MEY22601070	TANTL.CAP CHIP	22UF/ 10V
PM01	C329		nsp	00MDK96104300	CERAMIC CAP.	C1608X7R1H104K
PM01	C330		nsp	00MDK96104300	CERAMIC CAP.	C1608X7R1H104K
PM01	C331		nsp	00MDK96104300	CERAMIC CAP.	C1608X7R1H104K
PM01	C332		00MEY22601070	00MEY22601070	TANTL.CAP CHIP	22UF/ 10V
PM01	C333		nsp	00MDK96104300	CERAMIC CAP.	C1608X7R1H104K
PM01	C334		00MEY22601070	00MEY22601070	TANTL.CAP CHIP	22UF/ 10V
PM01	C335		00MEY22601070	00MEY22601070	TANTL.CAP CHIP	22UF/ 10V
PM01	C336		nsp	00MDK96104300	CERAMIC CAP.	C1608X7R1H104K
PM01	C337		nsp	00MDK96104300	CERAMIC CAP.	C1608X7R1H104K
PM01	C338		nsp	00MDK96104300	CERAMIC CAP.	C1608X7R1H104K
PM01	C339		nsp	00MDD91100300	CERAMIC CAP.	10 PF +- 0.5 PF CH 50V GR39
PM01	C340		nsp	00MDD91100300	CERAMIC CAP.	10 PF +- 0.5 PF CH 50V GR39
PM01	C341		nsp	00MDK96104300	CERAMIC CAP.	C1608X7R1H104K
PM01	C342		nsp	00MDD95680300	CERAMIC CAP.	68PF (GR39)
PM01	C343		00MEY22601070	00MEY22601070	TANTL.CAP CHIP	22UF/ 10V
PM01	C344		nsp	00MDK96104300	CERAMIC CAP.	C1608X7R1H104K
PM01	C345		nsp	00MDK96104300	CERAMIC CAP.	C1608X7R1H104K
PM01	C346		nsp	00MDK96104300	CERAMIC CAP.	C1608X7R1H104K
PM01	C347		nsp	00MDK96104300	CERAMIC CAP.	C1608X7R1H104K
PM01	C348		nsp	00MDK96104300	CERAMIC CAP.	C1608X7R1H104K
PM01	C349		nsp	00MDK96104300	CERAMIC CAP.	C1608X7R1H104K
PM01	C350		nsp	00MDK96104300	CERAMIC CAP.	C1608X7R1H104K
PM01	C351		nsp	00MDK96104300	CERAMIC CAP.	C1608X7R1H104K
PM01	C401		nsp	00MDK96104300	CERAMIC CAP.	C1608X7R1H104K
PM01	C402		nsp	00MDK96104300	CERAMIC CAP.	C1608X7R1H104K
PM01	C403		nsp	00MDK96104300	CERAMIC CAP.	C1608X7R1H104K
PM01	C404		00MEY10700620	00MEY10700620	ELECT. CHIP	100UF/6.3V
PM01	C405		nsp	00MDK96104300	CERAMIC CAP.	C1608X7R1H104K
PM01	C406		nsp	00MDK96103300	CERAMIC CAP.	0.01UF +-10% 50V C1608JB1H103K
PM01	C407		nsp	00MDK96104300	CERAMIC CAP.	C1608X7R1H104K
PM01	C408		nsp	00MDK96104300	CERAMIC CAP.	C1608X7R1H104K
PM01	C409		00MEY22601620	00MEY22601620	ELECT. CHIP	22UF/ 16V
PM01	C410		00MEY22601620	00MEY22601620	ELECT. CHIP	22UF/ 16V
PM01	C411		nsp	00MDK96104300	CERAMIC CAP.	C1608X7R1H104K
PM01	C412		nsp	00MDK96104300	CERAMIC CAP.	C1608X7R1H104K
PM01	C413		nsp	00MDD90020300	CERAMIC CAP.	2 PF +- 0.25 PF CK 50V GR39
PM01	C414		nsp	00MDD90020300	CERAMIC CAP.	2 PF +- 0.25 PF CK 50V GR39
PM01	C415		nsp	00MDK96104300	CERAMIC CAP.	C1608X7R1H104K
PM01	C416		nsp	00MDK96104300	CERAMIC CAP.	C1608X7R1H104K
PM01	C417		nsp	00MDK96104300	CERAMIC CAP.	C1608X7R1H104K
PM01	C418		nsp	00MDK96104300	CERAMIC CAP.	C1608X7R1H104K
PM01	C419		nsp	00MDK96104300	CERAMIC CAP.	C1608X7R1H104K

NOTE : "nsp" PARTS IS LISTED FOR REFERENCE ONLY, MARANTZ WILL NOT SUPPLY THESE PARTS.

P.C.B. NAME	POS. NO.	VERS. COLOR	PART NO. (FOR EUR)	PART NO. (MJI)	PART NAME	DESCRIPTION
PM01	C420		00MEY22601620	00MEY22601620	ELECT. CHIP	22UF/ 16V
PM01	C421		nsp	00MDK96104300	CERAMIC CAP.	C1608X7R1H104K
PM01	C422		nsp	00MDK96104300	CERAMIC CAP.	C1608X7R1H104K
PM01	C423		00MEY22601620	00MEY22601620	ELECT. CHIP	22UF/ 16V
PM01	C424		nsp	00MDK96104300	CERAMIC CAP.	C1608X7R1H104K
PM01	C425		nsp	00MDK96104300	CERAMIC CAP.	C1608X7R1H104K
PM01	C426		nsp	00MDK96104300	CERAMIC CAP.	C1608X7R1H104K
PM01	C427		nsp	00MDK96104300	CERAMIC CAP.	C1608X7R1H104K
PM01	C428		nsp	00MDK96104300	CERAMIC CAP.	C1608X7R1H104K
PM01	C429		nsp	00MDK96104300	CERAMIC CAP.	C1608X7R1H104K
PM01	C430		00MEY10700620	00MEY10700620	ELECT. CHIP	100UF/6.3V
PM01	C431		nsp	00MDK96104300	CERAMIC CAP.	C1608X7R1H104K
PM01	C432		nsp	00MDK96104300	CERAMIC CAP.	C1608X7R1H104K
PM01	C433		nsp	00MDK96104300	CERAMIC CAP.	C1608X7R1H104K
PM01	C434		nsp	00MDK96104300	CERAMIC CAP.	C1608X7R1H104K
PM01	C435		nsp	00MDK96104300	CERAMIC CAP.	C1608X7R1H104K
PM01	C436		nsp	00MDK96104300	CERAMIC CAP.	C1608X7R1H104K
PM01	C437		nsp	00MDK96104300	CERAMIC CAP.	C1608X7R1H104K
PM01	C438		nsp	00MDK96104300	CERAMIC CAP.	C1608X7R1H104K
PM01	C439		nsp	00MDK96104300	CERAMIC CAP.	C1608X7R1H104K
PM01	C440		nsp	00MDK96104300	CERAMIC CAP.	C1608X7R1H104K
PM01	C441		00MEY10700620	00MEY10700620	ELECT. CHIP	100UF/6.3V
PM01	C442		nsp	00MDK96104300	CERAMIC CAP.	C1608X7R1H104K
PM01	C443		00MEY10701620	00MEY10701620	ELECT. CHIP	100UF/ 16V
PM01	C444		00MEY10700620	00MEY10700620	ELECT. CHIP	100UF/6.3V
PM01	C445		00MEY10700620	00MEY10700620	ELECT. CHIP	100UF/6.3V
PM01	C446		nsp	00MDK96103300	CERAMIC CAP.	0.01UF +-10% 50V C1608JB1H103K
PM01	C447		00MEY10700620	00MEY10700620	ELECT. CHIP	100UF/6.3V
PM01	C448		nsp	00MDK96104300	CERAMIC CAP.	C1608X7R1H104K
PM01	C449		nsp	00MDK96104300	CERAMIC CAP.	C1608X7R1H104K
PM01	C450		nsp	00MDK96104300	CERAMIC CAP.	C1608X7R1H104K
PM01	C451		nsp	00MDK96104300	CERAMIC CAP.	C1608X7R1H104K
PM01	C452		nsp	00MDK96104300	CERAMIC CAP.	C1608X7R1H104K
PM01	C453		00MEY22601620	00MEY22601620	ELECT. CHIP	22UF/ 16V
PM01	C454		00MEY22601620	00MEY22601620	ELECT. CHIP	22UF/ 16V
PM01	C455		nsp	00MDK96104300	CERAMIC CAP.	C1608X7R1H104K
PM01	C456		00MEY22601620	00MEY22601620	ELECT. CHIP	22UF/ 16V
PM01	C457		nsp	00MDK96104300	CERAMIC CAP.	C1608X7R1H104K
PM01	C458		nsp	00MDK96104300	CERAMIC CAP.	C1608X7R1H104K
PM01	C459		nsp	00MDK96104300	CERAMIC CAP.	C1608X7R1H104K
PM01	C460		nsp	00MDK96104300	CERAMIC CAP.	C1608X7R1H104K
PM01	C461		00MEY10700620	00MEY10700620	ELECT. CHIP	100UF/6.3V
PM01	C462		nsp	00MDK96103300	CERAMIC CAP.	0.01UF +-10% 50V C1608JB1H103K
PM01	C463		nsp	00MDK96104300	CERAMIC CAP.	C1608X7R1H104K
PM01	C464		nsp	00MDK96104300	CERAMIC CAP.	C1608X7R1H104K
PM01	C465		nsp	00MDK96104300	CERAMIC CAP.	C1608X7R1H104K
PM01	C468		nsp	00MDK96104300	CERAMIC CAP.	C1608X7R1H104K
PM01	C501		00MEY22601620	00MEY22601620	ELECT. CHIP	22UF/ 16V
PM01	C502		nsp	00MDK96103300	CERAMIC CAP.	0.01UF +-10% 50V C1608JB1H103K
PM01	C503		nsp	00MDK96103300	CERAMIC CAP.	0.01UF +-10% 50V C1608JB1H103K
PM01	C510		00MEY22601620	00MEY22601620	ELECT. CHIP	22UF/ 16V
PM01	C511		nsp	00MDK96103300	CERAMIC CAP.	0.01UF +-10% 50V C1608JB1H103K
PM01	C512		nsp	00MDK96103300	CERAMIC CAP.	0.01UF +-10% 50V C1608JB1H103K
PM01	C513		nsp	00MDK96222300	CERAMIC CAP.	2200PF (GR39)
PM01	C514		nsp	00MDK96222300	CERAMIC CAP.	2200PF (GR39)
PM01	C515		nsp	00MDK96222300	CERAMIC CAP.	2200PF (GR39)
PM01	C516		nsp	00MDK96222300	CERAMIC CAP.	2200PF (GR39)
PM01	C517		nsp	00MDD95220300	CERAMIC CAP.	22 PF +- 5 % CG 50V GR39
PM01	C518		nsp	00MDD95220300	CERAMIC CAP.	22 PF +- 5 % CG 50V GR39
PM01	C519		nsp	00MDD95220300	CERAMIC CAP.	22 PF +- 5 % CG 50V GR39
PM01	C520		nsp	00MDD95220300	CERAMIC CAP.	22 PF +- 5 % CG 50V GR39
PM01	C521		nsp	00MDK96104300	CERAMIC CAP.	C1608X7R1H104K
PM01	C522		nsp	00MDK96472300	CERAMIC CAP.	4700 PF + 10 % B 50V GR39
PM01	C523		nsp	00MDK96472300	CERAMIC CAP.	4700 PF + 10 % B 50V GR39
PM01	C524		nsp	00MDK96331300	CERAMIC CAP.	330PF (GR39)
PM01	C525		nsp	00MDK96103300	CERAMIC CAP.	0.01UF +-10% 50V C1608JB1H103K
PM01	C526		nsp	00MDK96103300	CERAMIC CAP.	0.01UF +-10% 50V C1608JB1H103K

NOTE : "nsp" PARTS IS LISTED FOR REFERENCE ONLY, MARANTZ WILL NOT SUPPLY THESE PARTS.

P.C.B. NAME	POS. NO.	VERS. COLOR	PART NO. (FOR EUR)	PART NO. (MJI)	PART NAME	DESCRIPTION
PM01	C527		00MEY22601620	00MEY22601620	ELECT. CHIP	22UF/ 16V
PM01	C528		00MEY47601620	00MEY47601620	ELECT. CHIP	47UF/ 16V
PM01	C529		nsp	00MDK96102300	CERAMIC CAP.	1000 PF +- 10 % B 50V GR36
PM01	C530		00MEY47601620	00MEY47601620	ELECT. CHIP	47UF/ 16V
PM01	C531		nsp	00MDK96102300	CERAMIC CAP.	1000 PF +- 10 % B 50V GR36
PM01	C532		nsp	00MDK96104300	CERAMIC CAP.	C1608X7R1H104K
PM01	C533		nsp	00MDK96104300	CERAMIC CAP.	C1608X7R1H104K
PM01	C534		nsp	00MDK96104300	CERAMIC CAP.	C1608X7R1H104K
PM01	C535		nsp	00MDK96104300	CERAMIC CAP.	C1608X7R1H104K
PM01	C536		nsp	00MDK96103300	CERAMIC CAP.	0.01UF +-10% 50V C1608JB1H103K
PM01	C537		nsp	00MDK96104300	CERAMIC CAP.	C1608X7R1H104K
PM01	C538		nsp	00MDK96103300	CERAMIC CAP.	0.01UF +-10% 50V C1608JB1H103K
PM01	C539		nsp	00MDD95151300	CERAMIC CAP.	150 PF +- 5 % CG 50V GR39
PM01	C540		nsp	00MDK96102300	CERAMIC CAP.	1000 PF +- 10 % B 50V GR36
PM01	C545		00MEY10700620	00MEY10700620	ELECT. CHIP	100UF/6.3V
PM01	C546		nsp	00MDK96104300	CERAMIC CAP.	C1608X7R1H104K
PM01	C547		nsp	00MDK96104300	CERAMIC CAP.	C1608X7R1H104K
PM01	C548		nsp	00MDK96103300	CERAMIC CAP.	0.01UF +-10% 50V C1608JB1H103K
PM01	C549		00MEY10701620	00MEY10701620	ELECT. CHIP	100UF/ 16V
PM01	C550		nsp	00MDK96104300	CERAMIC CAP.	C1608X7R1H104K
PM01	C551		nsp	00MDK96224200	CERAMIC CAP.	0.22UF +- 10% B 10V
PM01	C552		nsp	00MDK96224200	CERAMIC CAP.	0.22UF +- 10% B 10V
PM01	C553		nsp	00MDK96224200	CERAMIC CAP.	0.22UF +- 10% B 10V
PM01	C554		nsp	00MDK96104300	CERAMIC CAP.	C1608X7R1H104K
PM01	C555		nsp	00MDK96104300	CERAMIC CAP.	C1608X7R1H104K
PM01	C556		nsp	00MDK96104300	CERAMIC CAP.	C1608X7R1H104K
PM01	C558		nsp	00MDK96224200	CERAMIC CAP.	0.22UF +- 10% B 10V
PM01	C559		nsp	00MDK96104300	CERAMIC CAP.	C1608X7R1H104K
PM01	C560		00MEY22601620	00MEY22601620	ELECT. CHIP	22UF/ 16V
PM01	C561		nsp	00MDK96103300	CERAMIC CAP.	0.01UF +-10% 50V C1608JB1H103K
PM01	C562		nsp	00MDK98473300	CERAMIC CAP.	0.047UF
PM01	C563		nsp	00MDK96103300	CERAMIC CAP.	0.01UF +-10% 50V C1608JB1H103K
PM01	C564		nsp	00MDK96103300	CERAMIC CAP.	0.01UF +-10% 50V C1608JB1H103K
PM01	C565		00MEY22601620	00MEY22601620	ELECT. CHIP	22UF/ 16V
PM01	C566		nsp	00MDK96103300	CERAMIC CAP.	0.01UF +-10% 50V C1608JB1H103K
PM01	C567		00MEY22601620	00MEY22601620	ELECT. CHIP	22UF/ 16V
PM01	C568		nsp	00MDK96103300	CERAMIC CAP.	0.01UF +-10% 50V C1608JB1H103K
PM01	C569		nsp	00MDK96471300	CERAMIC CAP.	470PF (GR39)
PM01	C570		00MEY47700620	00MEY47700620	ELECT. CHIP	470U/6.3V RV-6.3V471MG10
PM01	C571		00MEY22601620	00MEY22601620	ELECT. CHIP	22UF/ 16V
PM01	C572		nsp	00MDK96103300	CERAMIC CAP.	0.01UF +-10% 50V C1608JB1H103K
PM01	C573		nsp	00MDK96103300	CERAMIC CAP.	0.01UF +-10% 50V C1608JB1H103K
PM01	C574		nsp	00MDK96103300	CERAMIC CAP.	0.01UF +-10% 50V C1608JB1H103K
PM01	C575		nsp	00MDK96103300	CERAMIC CAP.	0.01UF +-10% 50V C1608JB1H103K
PM01	C576		nsp	00MDK96103300	CERAMIC CAP.	0.01UF +-10% 50V C1608JB1H103K
PM01	C578		nsp	00MDK96103300	CERAMIC CAP.	0.01UF +-10% 50V C1608JB1H103K
PM01	C580		nsp	00MDK96103300	CERAMIC CAP.	0.01UF +-10% 50V C1608JB1H103K
PM01	C581		nsp	00MDK98473300	CERAMIC CAP.	0.047UF
PM01	C582		nsp	00MDK96103300	CERAMIC CAP.	0.01UF +-10% 50V C1608JB1H103K
PM01	C583		nsp	00MDK96103300	CERAMIC CAP.	0.01UF +-10% 50V C1608JB1H103K
PM01	C584		nsp	00MDK96103300	CERAMIC CAP.	0.01UF +-10% 50V C1608JB1H103K
PM01	C585		nsp	00MDK96471300	CERAMIC CAP.	470PF (GR39)
PM01	C586		nsp	00MDK96471300	CERAMIC CAP.	470PF (GR39)
PM01	C587		nsp	00MDK96103300	CERAMIC CAP.	0.01UF +-10% 50V C1608JB1H103K
PM01	C588		nsp	00MDK96331300	CERAMIC CAP.	330PF (GR39)
PM01	C589		nsp	00MDK96154200	CERAMIC CAP.	0.15UF +- 10% B 10V
PM01	C590		00MEY10700620	00MEY10700620	ELECT. CHIP	100UF/6.3V
PM01	C591		nsp	00MDK96331300	CERAMIC CAP.	330PF (GR39)
PM01	C592		nsp	00MDK96471300	CERAMIC CAP.	470PF (GR39)
PM01	C593		nsp	00MDK96154200	CERAMIC CAP.	0.15UF +- 10% B 10V
PM01	C594		nsp	00MDK96471300	CERAMIC CAP.	470PF (GR39)
PM01	C595		nsp	00MDK96104300	CERAMIC CAP.	C1608X7R1H104K
PM01	C596		nsp	00MDK96103300	CERAMIC CAP.	0.01UF +-10% 50V C1608JB1H103K
PM01	C597		nsp	00MDD95101300	CERAMIC CAP.	100 PF +- 5 % CG 50V GR39
PM01	C598		nsp	00MDK96223200	CERAMIC CAP.	0.022 UF +- 10 % XTR 16V
PM01	C599		nsp	00MDK96223200	CERAMIC CAP.	0.022 UF +- 10 % XTR 16V
PM01	C600		nsp	00MDK96103300	CERAMIC CAP.	0.01UF +-10% 50V C1608JB1H103K

NOTE : "nsp" PARTS IS LISTED FOR REFERENCE ONLY, MARANTZ WILL NOT SUPPLY THESE PARTS.



P.C.B. NAME	POS. NO.	VERS. COLOR	PART NO. (FOR EUR)	PART NO. (MJI)	PART NAME	DESCRIPTION
PM01	C601		nsp	00MDK96103300	CERAMIC CAP.	0.01UF +-10% 50V C1608JB1H103K
PM01	C602		nsp	00MDK96103300	CERAMIC CAP.	0.01UF +-10% 50V C1608JB1H103K
PM01	C603		nsp	00MDK96103300	CERAMIC CAP.	0.01UF +-10% 50V C1608JB1H103K
PM01	C604		nsp	00MDK96103300	CERAMIC CAP.	0.01UF +-10% 50V C1608JB1H103K
PM01	C605		nsp	00MDK96103300	CERAMIC CAP.	0.01UF +-10% 50V C1608JB1H103K
PM01	C606		nsp	00MDK96103300	CERAMIC CAP.	0.01UF +-10% 50V C1608JB1H103K
PM01	C607		nsp	00MDK96104300	CERAMIC CAP.	C1608X7R1H104K
PM01	C608		00MEY22601620	00MEY22601620	ELECT. CHIP	22UF/ 16V
PM01	C609		00MEY22601620	00MEY22601620	ELECT. CHIP	22UF/ 16V
PM01	C612		nsp	00MDK96104300	CERAMIC CAP.	C1608X7R1H104K
PM01	C615		nsp	00MDK96102300	CERAMIC CAP.	1000 PF +- 10 % B 50V GR36
PM01	C616		nsp	00MDK96104300	CERAMIC CAP.	C1608X7R1H104K
PM01	C617		nsp	00MDK96104300	CERAMIC CAP.	C1608X7R1H104K
PM01	C618		00MEY22601620	00MEY22601620	ELECT. CHIP	22UF/ 16V
PM01	C619		nsp	00MDK96103300	CERAMIC CAP.	0.01UF +-10% 50V C1608JB1H103K
PM01	C620		nsp	00MDK96103300	CERAMIC CAP.	0.01UF +-10% 50V C1608JB1H103K
PM01	C621		00MEY22601620	00MEY22601620	ELECT. CHIP	22UF/ 16V
PM01	C622		nsp	00MDK96103300	CERAMIC CAP.	0.01UF +-10% 50V C1608JB1H103K
PM01	C623		nsp	00MDK96103300	CERAMIC CAP.	0.01UF +-10% 50V C1608JB1H103K
PM01	C624		nsp	00MDK96103300	CERAMIC CAP.	0.01UF +-10% 50V C1608JB1H103K
PM01	C625		nsp	00MDK96103300	CERAMIC CAP.	0.01UF +-10% 50V C1608JB1H103K
PM01	C629		00MEY22601620	00MEY22601620	ELECT. CHIP	22UF/ 16V
PM01	C630		00MEY22601620	00MEY22601620	ELECT. CHIP	22UF/ 16V
PM01	C631		nsp	00MDK96682300	CERAMIC CAP.	6800PF (GR39)
PM01	C632		nsp	00MDK96682300	CERAMIC CAP.	6800PF (GR39)
PM01	C633		nsp	00MDK96102300	CERAMIC CAP.	1000 PF +- 10 % B 50V GR36
PM01	C634		nsp	00MDD95101300	CERAMIC CAP.	100 PF +- 5 % CG 50V GR39
PM01	C635		nsp	00MDD95101300	CERAMIC CAP.	100 PF +- 5 % CG 50V GR39
PM01	C636		nsp	00MDK96104300	CERAMIC CAP.	C1608X7R1H104K
PM01	C637		nsp	00MDK96103300	CERAMIC CAP.	0.01UF +-10% 50V C1608JB1H103K
PM01	C638		nsp	00MDK96104300	CERAMIC CAP.	C1608X7R1H104K
PM01	C639		nsp	00MDK96682300	CERAMIC CAP.	6800PF (GR39)
PM01	C950		00MEY22601620	00MEY22601620	ELECT. CHIP	22UF/ 16V
PM01	C951		nsp	00MDK96104300	CERAMIC CAP.	C1608X7R1H104K
PM01	C952		00MEY22601620	00MEY22601620	ELECT. CHIP	22UF/ 16V
PM01	C953		nsp	00MDK96104300	CERAMIC CAP.	C1608X7R1H104K
PM01	C954		nsp	00MDK96104300	CERAMIC CAP.	C1608X7R1H104K
PM01	C955		nsp	00MDK96104300	CERAMIC CAP.	C1608X7R1H104K
PM01	C956		00MEY22601620	00MEY22601620	ELECT. CHIP	22UF/ 16V
PM01	C957		00MEY22601620	00MEY22601620	ELECT. CHIP	22UF/ 16V
PM01	C958		nsp	00MDK96104300	CERAMIC CAP.	C1608X7R1H104K
PM01	CK01		nsp	00MDK98104200	CERAMIC CAP.	GRM39F104Z16 0.1UF MURATA
PM01	CK02		nsp	00MDD95101300	CERAMIC CAP.	100 PF +- 5 % CG 50V GR39
PM01	CK03		nsp	00MDK98104200	CERAMIC CAP.	GRM39F104Z16 0.1UF MURATA
PM01	CK04		nsp	00MDK98104200	CERAMIC CAP.	GRM39F104Z16 0.1UF MURATA
PM01	CK06		nsp	00MDK98104200	CERAMIC CAP.	GRM39F104Z16 0.1UF MURATA
PM01	CK07		nsp	00MDK98104200	CERAMIC CAP.	GRM39F104Z16 0.1UF MURATA
PM01	CK08		nsp	00MDK98104200	CERAMIC CAP.	GRM39F104Z16 0.1UF MURATA
PM01	CK09		nsp	00MDK98104200	CERAMIC CAP.	GRM39F104Z16 0.1UF MURATA
PM01	CK10		nsp	00MDK98104200	CERAMIC CAP.	GRM39F104Z16 0.1UF MURATA
PM01	CK11		nsp	00MDK98104200	CERAMIC CAP.	GRM39F104Z16 0.1UF MURATA
PM01	CK12		nsp	00MDK98104200	CERAMIC CAP.	GRM39F104Z16 0.1UF MURATA
PM01	CK13		00MEY10700620	00MEY10700620	ELECT. CHIP	100UF/6.3V
PM01	CK14		nsp	00MDK98104200	CERAMIC CAP.	GRM39F104Z16 0.1UF MURATA
PM01	CK15		nsp	00MDK98104200	CERAMIC CAP.	GRM39F104Z16 0.1UF MURATA
PM01	CK16		nsp	00MDK98104200	CERAMIC CAP.	GRM39F104Z16 0.1UF MURATA
PM01	CK17		nsp	00MDK98104200	CERAMIC CAP.	GRM39F104Z16 0.1UF MURATA
PM01	CK18		nsp	00MDK98104200	CERAMIC CAP.	GRM39F104Z16 0.1UF MURATA
PM01	CK19		nsp	00MDK98104200	CERAMIC CAP.	GRM39F104Z16 0.1UF MURATA
PM01	CK20		nsp	00MDK98104200	CERAMIC CAP.	GRM39F104Z16 0.1UF MURATA
PM01	CK21		00MEY10700620	00MEY10700620	ELECT. CHIP	100UF/6.3V
PM01	CK22		nsp	00MDK98104200	CERAMIC CAP.	GRM39F104Z16 0.1UF MURATA
PM01	CK23		nsp	00MDK98104200	CERAMIC CAP.	GRM39F104Z16 0.1UF MURATA
PM01	CK24		nsp	00MDK98104200	CERAMIC CAP.	GRM39F104Z16 0.1UF MURATA
PM01	CK25		nsp	00MDK98104200	CERAMIC CAP.	GRM39F104Z16 0.1UF MURATA
PM01	CK26		nsp	00MDD95101300	CERAMIC CAP.	100 PF +- 5 % CG 50V GR39
PM01	CK27		nsp	00MDK98104200	CERAMIC CAP.	GRM39F104Z16 0.1UF MURATA

NOTE : "nsp" PARTS IS LISTED FOR REFERENCE ONLY, MARANTZ WILL NOT SUPPLY THESE PARTS.

P.C.B. NAME	POS. NO.	VERS. COLOR	PART NO. (FOR EUR)	PART NO. (MJI)	PART NAME	DESCRIPTION
PM01	CK28		nsp	00MDK98104200	CERAMIC CAP.	GRM39F104Z16 0.1UF MURATA
PM01	CK29		nsp	00MDK98104200	CERAMIC CAP.	GRM39F104Z16 0.1UF MURATA
PM01	CK30		nsp	00MDK98104200	CERAMIC CAP.	GRM39F104Z16 0.1UF MURATA
PM01	CK31		00MEY10700620	00MEY10700620	ELECT. CHIP	100UF/6.3V
PM01	CK32		nsp	00MDK98104200	CERAMIC CAP.	GRM39F104Z16 0.1UF MURATA
PM01	CK33		nsp	00MDK98104200	CERAMIC CAP.	GRM39F104Z16 0.1UF MURATA
PM01	CK34		nsp	00MDK98104200	CERAMIC CAP.	GRM39F104Z16 0.1UF MURATA
PM01	CK35		nsp	00MDK98104200	CERAMIC CAP.	GRM39F104Z16 0.1UF MURATA
PM01	CK36		nsp	00MDK98104200	CERAMIC CAP.	GRM39F104Z16 0.1UF MURATA
PM01	CK37		nsp	00MDK98104200	CERAMIC CAP.	GRM39F104Z16 0.1UF MURATA
PM01	CK38		nsp	00MDK98104200	CERAMIC CAP.	GRM39F104Z16 0.1UF MURATA
PM01	CK39		nsp	00MDK98104200	CERAMIC CAP.	GRM39F104Z16 0.1UF MURATA
PM01	CK40		nsp	00MDK98104200	CERAMIC CAP.	GRM39F104Z16 0.1UF MURATA
PM01	CK41		nsp	00MDK98104200	CERAMIC CAP.	GRM39F104Z16 0.1UF MURATA
PM01	CK42		nsp	00MDK98104200	CERAMIC CAP.	GRM39F104Z16 0.1UF MURATA
PM01	CK43		nsp	00MDK98104200	CERAMIC CAP.	GRM39F104Z16 0.1UF MURATA
PM01	CK44		nsp	00MDK98104200	CERAMIC CAP.	GRM39F104Z16 0.1UF MURATA
PM01	CK45		nsp	00MDK98104200	CERAMIC CAP.	GRM39F104Z16 0.1UF MURATA
PM01	CK46		nsp	00MDK98104200	CERAMIC CAP.	GRM39F104Z16 0.1UF MURATA
PM01	CK47		nsp	00MDK98104200	CERAMIC CAP.	GRM39F104Z16 0.1UF MURATA
PM01	CK48		nsp	00MDK98104200	CERAMIC CAP.	GRM39F104Z16 0.1UF MURATA
PM01	CK49		nsp	00MDK98104200	CERAMIC CAP.	GRM39F104Z16 0.1UF MURATA
PM01	CK50		nsp	00MDK98104200	CERAMIC CAP.	GRM39F104Z16 0.1UF MURATA
PM01	CK51		nsp	00MDK98104200	CERAMIC CAP.	GRM39F104Z16 0.1UF MURATA
PM01	CK52		nsp	00MDK98104200	CERAMIC CAP.	GRM39F104Z16 0.1UF MURATA
PM01	CK91		00MEY10601070	00MEY10601070	TANTL.CAP CHIP	10UF/ 10V
PM01	CK92		nsp	00MDK98104200	CERAMIC CAP.	GRM39F104Z16 0.1UF MURATA
PM01	CK93		00MEY10700620	00MEY10700620	ELECT. CHIP	100UF/6.3V
PM01	CK94		nsp	00MDK98104200	CERAMIC CAP.	GRM39F104Z16 0.1UF MURATA
PM01	CK95		00MEY10601070	00MEY10601070	TANTL.CAP CHIP	10UF/ 10V
PM01	CK96		nsp	00MDK98104200	CERAMIC CAP.	GRM39F104Z16 0.1UF MURATA
PM01	CK97		00MEY10700620	00MEY10700620	ELECT. CHIP	100UF/6.3V
PM01	CK98		nsp	00MDK98104200	CERAMIC CAP.	GRM39F104Z16 0.1UF MURATA
PM01	CK99		nsp	00MDK98105200	CERAMIC CAP.	1UF 10V F
PM01	CM01		00MEY10700620	00MEY10700620	ELECT. CHIP	100UF/6.3V
PM01	CM02		nsp	00MDK98104200	CERAMIC CAP.	GRM39F104Z16 0.1UF MURATA
PM01	CM03		00MEY10700620	00MEY10700620	ELECT. CHIP	100UF/6.3V
PM01	CM04		nsp	00MDK98104200	CERAMIC CAP.	GRM39F104Z16 0.1UF MURATA
PM01	CM05		nsp	00MDK98104200	CERAMIC CAP.	GRM39F104Z16 0.1UF MURATA
PM01	CM06		nsp	00MDK98104200	CERAMIC CAP.	GRM39F104Z16 0.1UF MURATA
PM01	CM07		nsp	00MDK98104200	CERAMIC CAP.	GRM39F104Z16 0.1UF MURATA
PM01	CM08		nsp	00MDK98104200	CERAMIC CAP.	GRM39F104Z16 0.1UF MURATA
PM01	CM09		nsp	00MDK96103300	CERAMIC CAP.	0.01UF +-10% 50V C1608JB1H103K
PM01	CM10		nsp	00MDK96821300	CERAMIC CAP.	820PF +- 10%
PM01	CM11		nsp	00MDK96392300	CERAMIC CAP.	W5R 0.0039UF
PM01	CM13		nsp	00MDK98104200	CERAMIC CAP.	GRM39F104Z16 0.1UF MURATA
PM01	CM14		nsp	00MDK98104200	CERAMIC CAP.	GRM39F104Z16 0.1UF MURATA
PM01	CM15		nsp	00MDK98104200	CERAMIC CAP.	GRM39F104Z16 0.1UF MURATA
PM01	CM16		nsp	00MDK98104200	CERAMIC CAP.	GRM39F104Z16 0.1UF MURATA
PM01	CM17		nsp	00MDK98105200	CERAMIC CAP.	1UF 10V F
PM01	CM19		00MEY10700620	00MEY10700620	ELECT. CHIP	100UF/6.3V
PM01	CM20		nsp	00MDK98104200	CERAMIC CAP.	GRM39F104Z16 0.1UF MURATA
PM01	CM21		nsp	00MDK98104200	CERAMIC CAP.	GRM39F104Z16 0.1UF MURATA
PM01	CM22		nsp	00MDK98104200	CERAMIC CAP.	GRM39F104Z16 0.1UF MURATA
PM01	CM23		00MEY10700620	00MEY10700620	ELECT. CHIP	100UF/6.3V
PM01	CM24		nsp	00MDK98104200	CERAMIC CAP.	GRM39F104Z16 0.1UF MURATA
PM01	CM25		nsp	00MDK98104200	CERAMIC CAP.	GRM39F104Z16 0.1UF MURATA
PM01	CM26		nsp	00MDK98104200	CERAMIC CAP.	GRM39F104Z16 0.1UF MURATA
PM01	CM27		00MEY10700620	00MEY10700620	ELECT. CHIP	100UF/6.3V
PM01	CM28		nsp	00MDK98104200	CERAMIC CAP.	GRM39F104Z16 0.1UF MURATA
PM01	CM29		nsp	00MDK98104200	CERAMIC CAP.	GRM39F104Z16 0.1UF MURATA
PM01	CM30		nsp	00MDK98104200	CERAMIC CAP.	GRM39F104Z16 0.1UF MURATA
PM01	CM31		nsp	00MDK98104200	CERAMIC CAP.	GRM39F104Z16 0.1UF MURATA
PM01	CM91		00MEY10601070	00MEY10601070	TANTL.CAP CHIP	10UF/ 10V
PM01	CM92		nsp	00MDK98104200	CERAMIC CAP.	GRM39F104Z16 0.1UF MURATA
PM01	CM93		00MEY10700620	00MEY10700620	ELECT. CHIP	100UF/6.3V
PM01	CM94		nsp	00MDK98104200	CERAMIC CAP.	GRM39F104Z16 0.1UF MURATA

NOTE : "nsp" PARTS IS LISTED FOR REFERENCE ONLY, MARANTZ WILL NOT SUPPLY THESE PARTS.



P.C.B. NAME	POS. NO.	VERS. COLOR	PART NO. (FOR EUR)	PART NO. (MJI)	PART NAME	DESCRIPTION
PM01	CN01	/N1B	00MEY10700620	00MEY10700620	ELECT. CHIP	100UF/6.3V
PM01	CN01	/N1S	00MEY10700620	00MEY10700620	ELECT. CHIP	100UF/6.3V
PM01	CN02	/N1B	nsp	00MDK98104200	CERAMIC CAP.	GRM39F104Z16 0.1UF MURATA
PM01	CN02	/N1S	nsp	00MDK98104200	CERAMIC CAP.	GRM39F104Z16 0.1UF MURATA
PM01	CN03	/N1B	00MEY10700620	00MEY10700620	ELECT. CHIP	100UF/6.3V
PM01	CN03	/N1S	00MEY10700620	00MEY10700620	ELECT. CHIP	100UF/6.3V
PM01	CN04	/N1B	nsp	00MDK98104200	CERAMIC CAP.	GRM39F104Z16 0.1UF MURATA
PM01	CN04	/N1S	nsp	00MDK98104200	CERAMIC CAP.	GRM39F104Z16 0.1UF MURATA
PM01	CN05	/N1B	nsp	00MDK98104200	CERAMIC CAP.	GRM39F104Z16 0.1UF MURATA
PM01	CN05	/N1S	nsp	00MDK98104200	CERAMIC CAP.	GRM39F104Z16 0.1UF MURATA
PM01	CN06	/N1B	nsp	00MDK98104200	CERAMIC CAP.	GRM39F104Z16 0.1UF MURATA
PM01	CN06	/N1S	nsp	00MDK98104200	CERAMIC CAP.	GRM39F104Z16 0.1UF MURATA
PM01	CN07	/N1B	nsp	00MDK98104200	CERAMIC CAP.	GRM39F104Z16 0.1UF MURATA
PM01	CN07	/N1S	nsp	00MDK98104200	CERAMIC CAP.	GRM39F104Z16 0.1UF MURATA
PM01	CN08	/N1B	nsp	00MDK98104200	CERAMIC CAP.	GRM39F104Z16 0.1UF MURATA
PM01	CN08	/N1S	nsp	00MDK98104200	CERAMIC CAP.	GRM39F104Z16 0.1UF MURATA
PM01	CN09	/N1B	nsp	00MDK96103300	CERAMIC CAP.	0.01UF +-10% 50V C1608JB1H103K
PM01	CN09	/N1S	nsp	00MDK96103300	CERAMIC CAP.	0.01UF +-10% 50V C1608JB1H103K
PM01	CN10	/N1B	nsp	00MDK96821300	CERAMIC CAP.	820PF +- 10%
PM01	CN10	/N1S	nsp	00MDK96821300	CERAMIC CAP.	820PF +- 10%
PM01	CN11	/N1B	nsp	00MDK96392300	CERAMIC CAP.	W5R 0.0039UF
PM01	CN11	/N1S	nsp	00MDK96392300	CERAMIC CAP.	W5R 0.0039UF
PM01	CN13	/N1B	nsp	00MDK98104200	CERAMIC CAP.	GRM39F104Z16 0.1UF MURATA
PM01	CN13	/N1S	nsp	00MDK98104200	CERAMIC CAP.	GRM39F104Z16 0.1UF MURATA
PM01	CN14	/N1B	nsp	00MDK98104200	CERAMIC CAP.	GRM39F104Z16 0.1UF MURATA
PM01	CN14	/N1S	nsp	00MDK98104200	CERAMIC CAP.	GRM39F104Z16 0.1UF MURATA
PM01	CN15	/N1B	nsp	00MDK98104200	CERAMIC CAP.	GRM39F104Z16 0.1UF MURATA
PM01	CN15	/N1S	nsp	00MDK98104200	CERAMIC CAP.	GRM39F104Z16 0.1UF MURATA
PM01	CN16	/N1B	nsp	00MDK98104200	CERAMIC CAP.	GRM39F104Z16 0.1UF MURATA
PM01	CN16	/N1S	nsp	00MDK98104200	CERAMIC CAP.	GRM39F104Z16 0.1UF MURATA
PM01	CN17	/N1B	nsp	00MDK98105200	CERAMIC CAP.	1UF 10V F
PM01	CN17	/N1S	nsp	00MDK98105200	CERAMIC CAP.	1UF 10V F
PM01	CN19	/N1B	00MEY10700620	00MEY10700620	ELECT. CHIP	100UF/6.3V
PM01	CN19	/N1S	00MEY10700620	00MEY10700620	ELECT. CHIP	100UF/6.3V
PM01	CN20	/N1B	nsp	00MDK98104200	CERAMIC CAP.	GRM39F104Z16 0.1UF MURATA
PM01	CN20	/N1S	nsp	00MDK98104200	CERAMIC CAP.	GRM39F104Z16 0.1UF MURATA
PM01	CN21	/N1B	nsp	00MDK98104200	CERAMIC CAP.	GRM39F104Z16 0.1UF MURATA
PM01	CN21	/N1S	nsp	00MDK98104200	CERAMIC CAP.	GRM39F104Z16 0.1UF MURATA
PM01	CN22	/N1B	nsp	00MDK98104200	CERAMIC CAP.	GRM39F104Z16 0.1UF MURATA
PM01	CN22	/N1S	nsp	00MDK98104200	CERAMIC CAP.	GRM39F104Z16 0.1UF MURATA
PM01	CN23	/N1B	00MEY10700620	00MEY10700620	ELECT. CHIP	100UF/6.3V
PM01	CN23	/N1S	00MEY10700620	00MEY10700620	ELECT. CHIP	100UF/6.3V
PM01	CN24	/N1B	nsp	00MDK98104200	CERAMIC CAP.	GRM39F104Z16 0.1UF MURATA
PM01	CN24	/N1S	nsp	00MDK98104200	CERAMIC CAP.	GRM39F104Z16 0.1UF MURATA
PM01	CN25	/N1B	nsp	00MDK98104200	CERAMIC CAP.	GRM39F104Z16 0.1UF MURATA
PM01	CN25	/N1S	nsp	00MDK98104200	CERAMIC CAP.	GRM39F104Z16 0.1UF MURATA
PM01	CN26	/N1B	nsp	00MDK98104200	CERAMIC CAP.	GRM39F104Z16 0.1UF MURATA
PM01	CN26	/N1S	nsp	00MDK98104200	CERAMIC CAP.	GRM39F104Z16 0.1UF MURATA
PM01	CU01		nsp	00MDK98104200	CERAMIC CAP.	GRM39F104Z16 0.1UF MURATA
PM01	CU02		nsp	00MDK98104200	CERAMIC CAP.	GRM39F104Z16 0.1UF MURATA
PM01	CU03		nsp	00MDK98104200	CERAMIC CAP.	GRM39F104Z16 0.1UF MURATA
PM01	CU04		nsp	00MDK98104200	CERAMIC CAP.	GRM39F104Z16 0.1UF MURATA
PM01	CU05		nsp	00MDK98104200	CERAMIC CAP.	GRM39F104Z16 0.1UF MURATA
PM01	CU06		nsp	00MDK98104200	CERAMIC CAP.	GRM39F104Z16 0.1UF MURATA
PM01	CU07		nsp	00MDD95101300	CERAMIC CAP.	100 PF +- 5 % CG 50V GR39
PM01	CU23		nsp	00MDK98104200	CERAMIC CAP.	GRM39F104Z16 0.1UF MURATA
PM01	CU91		00MEY47601620	00MEY47601620	ELECT. CHIP	47UF/ 16V
PM01	CU92		nsp	00MDK98104200	CERAMIC CAP.	GRM39F104Z16 0.1UF MURATA
PM01	CU93		00MEY10700620	00MEY10700620	ELECT. CHIP	100UF/6.3V
PM01	CU94		nsp	00MDK98104200	CERAMIC CAP.	GRM39F104Z16 0.1UF MURATA
PM01	D101		00MHZ21303210	00MHZ21303210	CHIP DIODE	DIOD 1SS355
PM01	D102		00MHZ21303210	00MHZ21303210	CHIP DIODE	DIOD 1SS355
PM01	D103		00MHZ21303210	00MHZ21303210	CHIP DIODE	DIOD 1SS355
PM01	D104		00MHZ21303210	00MHZ21303210	CHIP DIODE	DIOD 1SS355
PM01	D105		00MHZ21303210	00MHZ21303210	CHIP DIODE	DIOD 1SS355
PM01	D106		00MHZ20038050	00MHZ20038050	CHIP DIODE	1SS300 (TOSHIBA)
PM01	D107		00MHZ20038050	00MHZ20038050	CHIP DIODE	1SS300 (TOSHIBA)

NOTE : "nsp" PARTS IS LISTED FOR REFERENCE ONLY, MARANTZ WILL NOT SUPPLY THESE PARTS.

P.C.B. NAME	POS. NO.	VERS. COLOR	PART NO. (FOR EUR)	PART NO. (MJI)	PART NAME	DESCRIPTION
PM01	D108		00MHZ21303210	00MHZ21303210	CHIP DIODE	DIOD 1SS355
PM01	D501		00MHZ20002020	00MHZ20002020	CHIP DIODE	MA151WA
PM01	D502		00MHZ20002020	00MHZ20002020	CHIP DIODE	MA151WA
PM01	DU01		00MHZ20038050	00MHZ20038050	CHIP DIODE	1SS300 (TOSHIBA)
PM01	DU02		00MHZ21005000	00MHZ21005000	CHIP DIODE	1SS301,DAN202U UMT TYPE
PM01	DU03		00MHZ21005000	00MHZ21005000	CHIP DIODE	1SS301,DAN202U UMT TYPE
PM01	DU04		00MHZ21005000	00MHZ21005000	CHIP DIODE	1SS301,DAN202U UMT TYPE
PM01	J121		00MYJ07022290	00MYJ07022290	JACK	B15B-PH-SM3-TB
PM01	J503		00MYJ07061090	00MYJ07061090	JACK	52207-1590 1MM FFC 15P
PM01	J506		00MYJ07016680	00MYJ07016680	JACK	24FLZ-SM1-TB
PM01	JK01		00MYJ07060190	00MYJ07060190	JACK	40FLT-SM1-TB
PM01	L101		00MFM12223020	00MFM12223020	EMI FILTER	DSS306-55F223Z16 DC MAX:16V
PM01	L102		00MFC90020200	00MFC90020200	FERRITE CORE	BLM18BA121SN1
PM01	L103		00MFC90020200	00MFC90020200	FERRITE CORE	BLM18BA121SN1
PM01	L104		00MFC90020200	00MFC90020200	FERRITE CORE	BLM18BA121SN1
PM01	L105		00MFC90020200	00MFC90020200	FERRITE CORE	BLM18BA121SN1
PM01	L109		00MFC90020200	00MFC90020200	FERRITE CORE	BLM18BA121SN1
PM01	L110		00MFC90020200	00MFC90020200	FERRITE CORE	BLM18BA121SN1
PM01	L111		nsp	00MNN05000610	CHIP RESISTOR	0 OHM +- 5% 1/16W
PM01	L112		nsp	00MNN05000610	CHIP RESISTOR	0 OHM +- 5% 1/16W
PM01	L114		nsp	00MNN05000610	CHIP RESISTOR	0 OHM +- 5% 1/16W
PM01	L115		nsp	00MNN05000610	CHIP RESISTOR	0 OHM +- 5% 1/16W
PM01	L116		nsp	00MNN05000610	CHIP RESISTOR	0 OHM +- 5% 1/16W
PM01	L117		nsp	00MNN05000610	CHIP RESISTOR	0 OHM +- 5% 1/16W
PM01	L118		nsp	00MNN05000610	CHIP RESISTOR	0 OHM +- 5% 1/16W
PM01	L119		nsp	00MNN05000610	CHIP RESISTOR	0 OHM +- 5% 1/16W
PM01	L122		nsp	00MNN05000610	CHIP RESISTOR	0 OHM +- 5% 1/16W
PM01	L301		00MFC90020200	00MFC90020200	FERRITE CORE	BLM18BA121SN1
PM01	L302		00MFC90020200	00MFC90020200	FERRITE CORE	BLM18BA121SN1
PM01	L401		00MFC90020150	00MFC90020150	FERRITE CORE	BLM11P300S
PM01	L402		00MFC90020150	00MFC90020150	FERRITE CORE	BLM11P300S
PM01	L403		00MFC90020150	00MFC90020150	FERRITE CORE	BLM11P300S
PM01	L404		00MFC90020150	00MFC90020150	FERRITE CORE	BLM11P300S
PM01	L405		00MFC90020150	00MFC90020150	FERRITE CORE	BLM11P300S
PM01	L406		00MFC90020150	00MFC90020150	FERRITE CORE	BLM11P300S
PM01	L407		00MFC90020150	00MFC90020150	FERRITE CORE	BLM11P300S
PM01	L501		00MFC90020200	00MFC90020200	FERRITE CORE	BLM18BA121SN1
PM01	L502		00MFC90020200	00MFC90020200	FERRITE CORE	BLM18BA121SN1
PM01	L503		00MFC90020200	00MFC90020200	FERRITE CORE	BLM18BA121SN1
PM01	L951		00MFC90020200	00MFC90020200	FERRITE CORE	BLM18BA121SN1
PM01	L952		00MFC90020200	00MFC90020200	FERRITE CORE	BLM18BA121SN1
PM01	L953		00MFC90020200	00MFC90020200	FERRITE CORE	BLM18BA121SN1
PM01	L954		00MFC90020200	00MFC90020200	FERRITE CORE	BLM18BA121SN1
PM01	L955		00MFC90020200	00MFC90020200	FERRITE CORE	BLM18BA121SN1
PM01	L956		00MFC90020200	00MFC90020200	FERRITE CORE	BLM18BA121SN1
PM01	LK01		00MFN31010060	00MFN31010060	EMI FILTER	EMI FILTER BLM11P600S
PM01	LK02		00MFN31010060	00MFN31010060	EMI FILTER	EMI FILTER BLM11P600S
PM01	LK03		00MFN31010060	00MFN31010060	EMI FILTER	EMI FILTER BLM11P600S
PM01	LK04		00MFN31010060	00MFN31010060	EMI FILTER	EMI FILTER BLM11P600S
PM01	LK11		nsp	00MNN05000610	CHIP RESISTOR	0 OHM +- 5% 1/16W
PM01	LK12		00MFN31010060	00MFN31010060	EMI FILTER	EMI FILTER BLM11P600S
PM01	LK13		00MFN31010060	00MFN31010060	EMI FILTER	EMI FILTER BLM11P600S
PM01	LK14		00MFN31010060	00MFN31010060	EMI FILTER	EMI FILTER BLM11P600S
PM01	LK15		00MFN31010060	00MFN31010060	EMI FILTER	EMI FILTER BLM11P600S
PM01	LK16		00MFN31010060	00MFN31010060	EMI FILTER	EMI FILTER BLM11P600S
PM01	LK17		00MFN31010060	00MFN31010060	EMI FILTER	EMI FILTER BLM11P600S
PM01	LK18		00MFN31010060	00MFN31010060	EMI FILTER	EMI FILTER BLM11P600S
PM01	LK19		00MFN31010060	00MFN31010060	EMI FILTER	EMI FILTER BLM11P600S
PM01	LK20		00MFN31010060	00MFN31010060	EMI FILTER	EMI FILTER BLM11P600S
PM01	LK21		00MFN31010060	00MFN31010060	EMI FILTER	EMI FILTER BLM11P600S
PM01	LK22		00MFN31010060	00MFN31010060	EMI FILTER	EMI FILTER BLM11P600S
PM01	LK23		00MFN31010060	00MFN31010060	EMI FILTER	EMI FILTER BLM11P600S
PM01	LK24		00MFN31010060	00MFN31010060	EMI FILTER	EMI FILTER BLM11P600S
PM01	LK25		00MFN31010060	00MFN31010060	EMI FILTER	EMI FILTER BLM11P600S
PM01	LK26		00MFN31010060	00MFN31010060	EMI FILTER	EMI FILTER BLM11P600S
PM01	LK27		00MFN31010060	00MFN31010060	EMI FILTER	EMI FILTER BLM11P600S
PM01	LK28		00MFN31010060	00MFN31010060	EMI FILTER	EMI FILTER BLM11P600S

NOTE : "nsp" PARTS IS LISTED FOR REFERENCE ONLY, MARANTZ WILL NOT SUPPLY THESE PARTS.

P.C.B. NAME	POS. NO.	VERS. COLOR	PART NO. (FOR EUR)	PART NO. (MJI)	PART NAME	DESCRIPTION
PM01	LK29		00MFN31010060	00MFN31010060	EMI FILTER	EMI FILTER BLM11P600S
PM01	LK30		00MFN31010060	00MFN31010060	EMI FILTER	EMI FILTER BLM11P600S
PM01	LK31		00MFN31010060	00MFN31010060	EMI FILTER	EMI FILTER BLM11P600S
PM01	LK32		nsp	00MNN05000610	CHIP RESISTOR	0 OHM +- 5% 1/16W
PM01	LK33		nsp	00MNN05000610	CHIP RESISTOR	0 OHM +- 5% 1/16W
PM01	LK34		00MFN31010060	00MFN31010060	EMI FILTER	EMI FILTER BLM11P600S
PM01	LK35		nsp	00MNN05000610	CHIP RESISTOR	0 OHM +- 5% 1/16W
PM01	LK36		nsp	00MNN05000610	CHIP RESISTOR	0 OHM +- 5% 1/16W
PM01	LK37		00MFN31010060	00MFN31010060	EMI FILTER	EMI FILTER BLM11P600S
PM01	LK38		00MFN31010060	00MFN31010060	EMI FILTER	EMI FILTER BLM11P600S
PM01	LM01		00MFN31010060	00MFN31010060	EMI FILTER	EMI FILTER BLM11P600S
PM01	LM02		00MFN31010060	00MFN31010060	EMI FILTER	EMI FILTER BLM11P600S
PM01	LM03		00MLU12103010	00MLU12103010	CHIP INDUCTANCE	NL322522-100K
PM01	LM04		00MLU12103010	00MLU12103010	CHIP INDUCTANCE	NL322522-100K
PM01	LM05		00MLU12103010	00MLU12103010	CHIP INDUCTANCE	NL322522-100K
PM01	LM06		nsp	00MNN05000610	CHIP RESISTOR	0 OHM +- 5% 1/16W
PM01	LM07		nsp	00MNN05000610	CHIP RESISTOR	0 OHM +- 5% 1/16W
PM01	LM08		nsp	00MNN05000610	CHIP RESISTOR	0 OHM +- 5% 1/16W
PM01	LM09		nsp	00MNN05000610	CHIP RESISTOR	0 OHM +- 5% 1/16W
PM01	LM10		00MFN31010060	00MFN31010060	EMI FILTER	EMI FILTER BLM11P600S
PM01	LN01	/N1B	00MFN31010060	00MFN31010060	EMI FILTER	EMI FILTER BLM11P600S
PM01	LN01	/N1S	00MFN31010060	00MFN31010060	EMI FILTER	EMI FILTER BLM11P600S
PM01	LN02	/N1B	00MFN31010060	00MFN31010060	EMI FILTER	EMI FILTER BLM11P600S
PM01	LN02	/N1S	00MFN31010060	00MFN31010060	EMI FILTER	EMI FILTER BLM11P600S
PM01	LN03	/N1B	00MLU12103010	00MLU12103010	CHIP INDUCTANCE	NL322522-100K
PM01	LN03	/N1S	00MLU12103010	00MLU12103010	CHIP INDUCTANCE	NL322522-100K
PM01	LN04	/N1B	00MLU12103010	00MLU12103010	CHIP INDUCTANCE	NL322522-100K
PM01	LN04	/N1S	00MLU12103010	00MLU12103010	CHIP INDUCTANCE	NL322522-100K
PM01	LU01		00MFC90020110	00MFC90020110	FERRITE CORE	BLM11B601S CHIP FERRITE
PM01	LU02		00MFC90020110	00MFC90020110	FERRITE CORE	BLM11B601S CHIP FERRITE
PM01	LU03		00MFC90020110	00MFC90020110	FERRITE CORE	BLM11B601S CHIP FERRITE
PM01	Q101		00MHC11039200	00MHC11039200	IC	M65776BFP
PM01	Q102		00MHC11040200	00MHC11040200	IC	M32102S6FP
PM01	Q103		00MHS21AKM10F	00MHS21AKM10F	ONE TIME PROM	M5M29GB320VP
PM01	Q104		00MHC12250990	00MHC12250990	IC	W986416DH-7
PM01	Q105		00MHC10016350	00MHC10016350	IC	SM8707EV
PM01	Q108		00MHC000337K0	00MHC000337K0	IC	SN74LV138APW
PM01	Q109		00MHC000437K0	00MHC000437K0	IC	SN74LV273ANS
PM01	Q111		00MHC000137K0	00MHC000137K0	IC	SN74LV04APWR
PM01	Q112		00MHC700405Z0	00MHC700405Z0	IC	TC7SU04F
PM01	Q113		00MHC10431990	00MHC10431990	IC	AT24C04N-10SI-2.5(SHRINK)
PM01	Q114		00MHC96J33210	00MHC96J33210	IC	BA033FP 3.3V 1A PD=1W VD=0.3V
PM01	Q115		00MHC98J18210	00MHC98J18210	IC	BA18BC0FP-E2 1.8V REG.
PM01	▲ Q116		00MHC98907320	00MHC98907320	IC	! PQ070XZ01ZP
PM01	Q117		00MHC96J33210	00MHC96J33210	IC	BA033FP 3.3V 1A PD=1W VD=0.3V
PM01	Q118		00MHC98J18210	00MHC98J18210	IC	BA18BC0FP-E2 1.8V REG.
PM01	▲ Q119		00MHC98907320	00MHC98907320	IC	! PQ070XZ01ZP
PM01	Q203		00MHC000537K0	00MHC000537K0	IC	SN74LV244APW
PM01	Q204		00MHC010805K0	00MHC010805K0	IC	TC74VHC157AF
PM01	Q205		00MHC010805K0	00MHC010805K0	IC	TC74VHC157AF
PM01	Q206		00MHC010805K0	00MHC010805K0	IC	TC74VHC157AF
PM01	Q207		00MHC005805K0	00MHC005805K0	IC	TC74VHC157FT TAPING
PM01	Q301		00MHC10021880	00MHC10021880	IC	CS494003-CQ
PM01	Q302		90M-HS21AKX0R	90M-HS21AKX0R	IC	4M FLASH FPT-48P-M19
PM01	Q303		00MHC10004910	00MHC10004910	IC	K4S161622D-TC60
PM01	Q304		00MHC10019880	00MHC10019880	IC	CS8420-CS
PM01	Q305		00MHC10017350	00MHC10017350	IC	SM5819AF
PM01	Q306		00MHC010505K0	00MHC010505K0	IC	TC74VHCT32AFT
PM01	Q307		00MHC005805K0	00MHC005805K0	IC	TC74VHC157FT TAPING
PM01	Q308		00MHC700801P0	00MHC700801P0	IC	HD74LVC08
PM01	Q401		00MHC10081250	00MHC10081250	IC	CXD2753R DSD DSP
PM01	Q402		00MHC10156990	00MHC10156990	IC	EM636165TS-7
PM01	Q403		00MHC10209990	00MHC10209990	IC	AD8062 2-CH HIGH-SPEED AMP
PM01	Q404		00MHC12249990	00MHC12249990	IC	EPM3128ATC100-10
PM01	Q405		00MHC000137K0	00MHC000137K0	IC	SN74LV04APW
PM01	Q501		00MHC10083250	00MHC10083250	IC	CXD1881AR
PM01	Q502		00MHC10084250	00MHC10084250	IC	CXD1885Q

NOTE : "nsp" PARTS IS LISTED FOR REFERENCE ONLY, MARANTZ WILL NOT SUPPLY THESE PARTS.

P.C.B. NAME	POS. NO.	VERS. COLOR	PART NO. (FOR EUR)	PART NO. (MJI)	PART NAME	DESCRIPTION
PM01	Q503		00MHC10210990	00MHC10210990	IC	M11L6161SA 1MX16ED0 RAM
PM01	Q505		00MHC10178020	00MHC10178020	IC	AN8471SA-E1
PM01	Q507		00MHC700805S0	00MHC700805S0	IC	TC7S08F TOSHIBA TAPING
PM01	Q508		00MHC10018110	00MHC10018110	IC	FAN8042
PM01	Q510		00MHX211322A0	00MHX211322A0	CHIP TR.	2SB1132Q,R
PM01	Q511		00MHX211322A0	00MHX211322A0	CHIP TR.	2SB1132Q,R
PM01	Q512		00MHX300012A0	00MHX300012A0	CHIP TR.	2SC4081 (Q,R) 2SC4116 (Y,GR)
PM01	Q950		00MHC10013880	00MHC10013880	IC	CS4392-KS 24BIT 192KHZ DAC
PM01	QK01		00MHC10019660	00MHC10019660	IC	CD0040AF I/P CONVERTER
PM01	QK03		00MHC10001910	00MHC10001910	IC	K4S643232E-TC60 64M SDRAM
PM01	QK04		00MHC006105K0	00MHC006105K0	IC	TC74VHC541FT TAPING
PM01	QK05		00MHC006105K0	00MHC006105K0	IC	TC74VHC541FT TAPING
PM01	QK06		00MHC006105K0	00MHC006105K0	IC	TC74VHC541FT TAPING
PM01	QK07		00MHC10384050	00MHC10384050	IC	TC7S66FU
PM01	QK08		00MHC10384050	00MHC10384050	IC	TC7S66FU
PM01	QK09		00MHC10440050	00MHC10440050	IC	TC7SH08FU 932211931682
PM01	QK10		00MHC006105K0	00MHC006105K0	IC	TC74VHC541FT TAPING
PM01	QK11		00MHC006105K0	00MHC006105K0	IC	TC74VHC541FT TAPING
PM01	QK12		00MHC10440050	00MHC10440050	IC	TC7SH08FU 932211931682
PM01	QK91		00MHC91903210	00MHC91903210	IC	BA033SFP 3.3V WITH-SW LOW-SATU
PM01	QK92		00MHC10228210	00MHC10228210	IC	BA25BC0WFP 2.5V REG.
PM01	QM01		00MHC10090840	00MHC10090840	IC	ADV7314 VIDEO ENCODER
PM01	QM02		00MHX100012A0	00MHX100012A0	CHIP TR.	2SA1586 (Y,GR) 2SA1576A (Q,R)
PM01	QM03		00MHX100012A0	00MHX100012A0	CHIP TR.	2SA1586 (Y,GR) 2SA1576A (Q,R)
PM01	QM04		00MHX100012A0	00MHX100012A0	CHIP TR.	2SA1586 (Y,GR) 2SA1576A (Q,R)
PM01	QM05		00MHX100012A0	00MHX100012A0	CHIP TR.	2SA1586 (Y,GR) 2SA1576A (Q,R)
PM01	QM06		00MHX100012A0	00MHX100012A0	CHIP TR.	2SA1586 (Y,GR) 2SA1576A (Q,R)
PM01	QM07		00MHX100012A0	00MHX100012A0	CHIP TR.	2SA1586 (Y,GR) 2SA1576A (Q,R)
PM01	QM08		00MHC10440050	00MHC10440050	IC	TC7SH08FU 932211931682
PM01	QM91		00MHC10228210	00MHC10228210	IC	BA25BC0WFP 2.5V REG.
PM01	QN01	/N1B	00MHC10089840	00MHC10089840	IC	ADV7310KST VIDEO ENCODER
PM01	QN01	/N1S	00MHC10089840	00MHC10089840	IC	ADV7310KST VIDEO ENCODER
PM01	QN02	/N1B	00MHX100012A0	00MHX100012A0	CHIP TR.	2SA1586 (Y,GR) 2SA1576A (Q,R)
PM01	QN02	/N1S	00MHX100012A0	00MHX100012A0	CHIP TR.	2SA1586 (Y,GR) 2SA1576A (Q,R)
PM01	QN03	/N1B	00MHX100012A0	00MHX100012A0	CHIP TR.	2SA1586 (Y,GR) 2SA1576A (Q,R)
PM01	QN03	/N1S	00MHX100012A0	00MHX100012A0	CHIP TR.	2SA1586 (Y,GR) 2SA1576A (Q,R)
PM01	QN04	/N1B	00MHX100012A0	00MHX100012A0	CHIP TR.	2SA1586 (Y,GR) 2SA1576A (Q,R)
PM01	QN04	/N1S	00MHX100012A0	00MHX100012A0	CHIP TR.	2SA1586 (Y,GR) 2SA1576A (Q,R)
PM01	QU01		00MHS21AKH00F	00MHS21AKH00F	ONE TIME PROM	PANEL MICROPROCESSOR VER.1.00
PM01	QU02		00MHC10431990	00MHC10431990	IC	AT24C04N-10SI-2.5(SHRINK)
PM01	QU03		00MHC10229210	00MHC10229210	IC	BD4727G RESET IC 2.7V
PM01	QU04		00MHX300012A0	00MHX300012A0	CHIP TR.	2SC4081 (Q,R) 2SC4116 (Y,GR)
PM01	QU05		00MHX300012A0	00MHX300012A0	CHIP TR.	2SC4081 (Q,R) 2SC4116 (Y,GR)
PM01	QU06		00MHX100012A0	00MHX100012A0	CHIP TR.	2SA1586 (Y,GR) 2SA1576A (Q,R)
PM01	QU07		00MBA20035210	00MBA20035210	SEMICON.COMP	DTC114EU
PM01	QU08		00MBA20035210	00MBA20035210	SEMICON.COMP	DTC114EU
PM01	QU09		00MBA10026210	00MBA10026210	SEMICON.COMP	DTA114EU
PM01	QU10		00MBA20035210	00MBA20035210	SEMICON.COMP	DTC114EU
PM01	QU15		00MBA20035210	00MBA20035210	SEMICON.COMP	DTC114EU
PM01	QU16		00MHX300012A0	00MHX300012A0	CHIP TR.	2SC4081 (Q,R) 2SC4116 (Y,GR)
PM01	QU91		00MHC98203090	00MHC98203090	IC	NJU7222U33 3.3V REG.
PM01	R101		nsp	00MNN05220610	CHIP RESISTOR	22 OHM +- 5% 1/16W
PM01	R102		nsp	00MNN05000610	CHIP RESISTOR	0 OHM +- 5% 1/16W
PM01	R105		nsp	00MNN05103610	CHIP RESISTOR	10K OHM +- 5% 1/16W
PM01	R106		nsp	00MNN05472610	CHIP RESISTOR	4.7K OHM +- 5% 1/16W
PM01	R107		nsp	00MNN05000610	CHIP RESISTOR	0 OHM +- 5% 1/16W
PM01	R108		nsp	00MNN05000610	CHIP RESISTOR	0 OHM +- 5% 1/16W
PM01	R110		nsp	00MNN05000610	CHIP RESISTOR	0 OHM +- 5% 1/16W
PM01	R111		nsp	00MNN05000610	CHIP RESISTOR	0 OHM +- 5% 1/16W
PM01	R112		nsp	00MNN05000610	CHIP RESISTOR	0 OHM +- 5% 1/16W
PM01	R113		nsp	00MNN05000610	CHIP RESISTOR	0 OHM +- 5% 1/16W
PM01	R114		nsp	00MNN05103610	CHIP RESISTOR	10K OHM +- 5% 1/16W
PM01	R115		nsp	00MNN05000610	CHIP RESISTOR	0 OHM +- 5% 1/16W
PM01	R116		nsp	00MNN05000610	CHIP RESISTOR	0 OHM +- 5% 1/16W
PM01	R117		nsp	00MNN05103610	CHIP RESISTOR	10K OHM +- 5% 1/16W
PM01	R119		nsp	00MNN05102610	CHIP RESISTOR	1K OHM +- 5% 1/16W
PM01	R120		nsp	00MNN05103610	CHIP RESISTOR	10K OHM +- 5% 1/16W

NOTE : "nsp" PARTS IS LISTED FOR REFERENCE ONLY, MARANTZ WILL NOT SUPPLY THESE PARTS.



P.C.B. NAME	POS. NO.	VERS. COLOR	PART NO. (FOR EUR)	PART NO. (MJI)	PART NAME	DESCRIPTION
PM01	R121		nsp	00MNN05000610	CHIP RESISTOR	0 OHM +- 5% 1/16W
PM01	R122		nsp	00MNN05000610	CHIP RESISTOR	0 OHM +- 5% 1/16W
PM01	R123		nsp	00MNN05000610	CHIP RESISTOR	0 OHM +- 5% 1/16W
PM01	R124		nsp	00MNN05103610	CHIP RESISTOR	10K OHM +- 5% 1/16W
PM01	R125		nsp	00MNN05330610	CHIP RESISTOR	33 OHM +- 5% 1/16W
PM01	R127		nsp	00MNN05000610	CHIP RESISTOR	0 OHM +- 5% 1/16W
PM01	R128		nsp	00MNN05000610	CHIP RESISTOR	0 OHM +- 5% 1/16W
PM01	R129		nsp	00MNN05332610	CHIP RESISTOR	3.3K OHM +- 5% 1/16W
PM01	R130		nsp	00MNN05103610	CHIP RESISTOR	10K OHM +- 5% 1/16W
PM01	R131		nsp	00MNN05103610	CHIP RESISTOR	10K OHM +- 5% 1/16W
PM01	R132		nsp	00MNN05330610	CHIP RESISTOR	33 OHM +- 5% 1/16W
PM01	R133		nsp	00MNN05000610	CHIP RESISTOR	0 OHM +- 5% 1/16W
PM01	R134		nsp	00MNN05330610	CHIP RESISTOR	33 OHM +- 5% 1/16W
PM01	R135		nsp	00MNN05330610	CHIP RESISTOR	33 OHM +- 5% 1/16W
PM01	R136		nsp	00MNN05330610	CHIP RESISTOR	33 OHM +- 5% 1/16W
PM01	R137		nsp	00MNN05330610	CHIP RESISTOR	33 OHM +- 5% 1/16W
PM01	R138		nsp	00MNN05000610	CHIP RESISTOR	0 OHM +- 5% 1/16W
PM01	R139		nsp	00MNN05000610	CHIP RESISTOR	0 OHM +- 5% 1/16W
PM01	R140		nsp	00MNN05000610	CHIP RESISTOR	0 OHM +- 5% 1/16W
PM01	R141		nsp	00MNN05000610	CHIP RESISTOR	0 OHM +- 5% 1/16W
PM01	R142		nsp	00MNN05330610	CHIP RESISTOR	33 OHM +- 5% 1/16W
PM01	R143		nsp	00MNN05102610	CHIP RESISTOR	1K OHM +- 5% 1/16W
PM01	R144		nsp	00MNN05470610	CHIP RESISTOR	47 OHM +- 5% 1/16W
PM01	R145		nsp	00MNN05470610	CHIP RESISTOR	47 OHM +- 5% 1/16W
PM01	R146		nsp	00MNN05470610	CHIP RESISTOR	47 OHM +- 5% 1/16W
PM01	R147		nsp	00MNN05470610	CHIP RESISTOR	47 OHM +- 5% 1/16W
PM01	R148		nsp	00MNN05470610	CHIP RESISTOR	47 OHM +- 5% 1/16W
PM01	R149		nsp	00MNN05222610	CHIP RESISTOR	2.2K OHM +- 5% 1/16W
PM01	R150		nsp	00MNN05222610	CHIP RESISTOR	2.2K OHM +- 5% 1/16W
PM01	R151		nsp	00MNN05103610	CHIP RESISTOR	10K OHM +- 5% 1/16W
PM01	R152		nsp	00MNN05103610	CHIP RESISTOR	10K OHM +- 5% 1/16W
PM01	R153		nsp	00MNN05000610	CHIP RESISTOR	0 OHM +- 5% 1/16W
PM01	R154		nsp	00MNN05103610	CHIP RESISTOR	10K OHM +- 5% 1/16W
PM01	R155		nsp	00MNN05102610	CHIP RESISTOR	1K OHM +- 5% 1/16W
PM01	R156		nsp	00MNN05102610	CHIP RESISTOR	1K OHM +- 5% 1/16W
PM01	R159		nsp	00MNN05103610	CHIP RESISTOR	10K OHM +- 5% 1/16W
PM01	R160		nsp	00MNN05470610	CHIP RESISTOR	47 OHM +- 5% 1/16W
PM01	R161		nsp	00MNN05470610	CHIP RESISTOR	47 OHM +- 5% 1/16W
PM01	R162		00MFC90020110	00MFC90020110	FERRITE CORE	BLM11B601S CHIP FERRITE
PM01	R163		nsp	00MNN05330610	CHIP RESISTOR	33 OHM +- 5% 1/16W
PM01	R164		nsp	00MNN05103610	CHIP RESISTOR	10K OHM +- 5% 1/16W
PM01	R166		nsp	00MNN05000610	CHIP RESISTOR	0 OHM +- 5% 1/16W
PM01	R167		nsp	00MNN05000610	CHIP RESISTOR	0 OHM +- 5% 1/16W
PM01	R168		nsp	00MNN05470610	CHIP RESISTOR	47 OHM +- 5% 1/16W
PM01	R169		nsp	00MNN05330610	CHIP RESISTOR	33 OHM +- 5% 1/16W
PM01	R170		nsp	00MNN05220610	CHIP RESISTOR	22 OHM +- 5% 1/16W
PM01	R172		nsp	00MNN05470610	CHIP RESISTOR	47 OHM +- 5% 1/16W
PM01	R173		nsp	00MNN05000610	CHIP RESISTOR	0 OHM +- 5% 1/16W
PM01	R175		nsp	00MNN05470610	CHIP RESISTOR	47 OHM +- 5% 1/16W
PM01	R176		nsp	00MNN05000610	CHIP RESISTOR	0 OHM +- 5% 1/16W
PM01	R182		nsp	00MNN05470610	CHIP RESISTOR	47 OHM +- 5% 1/16W
PM01	R183		nsp	00MNN05000610	CHIP RESISTOR	0 OHM +- 5% 1/16W
PM01	R187		nsp	00MNN05000610	CHIP RESISTOR	0 OHM +- 5% 1/16W
PM01	R189		nsp	00MNN05000610	CHIP RESISTOR	0 OHM +- 5% 1/16W
PM01	R190		nsp	00MNN05000610	CHIP RESISTOR	0 OHM +- 5% 1/16W
PM01	R191		nsp	00MNN05000610	CHIP RESISTOR	0 OHM +- 5% 1/16W
PM01	R192		nsp	00MNN05102610	CHIP RESISTOR	1K OHM +- 5% 1/16W
PM01	R194		nsp	00MNN05000610	CHIP RESISTOR	0 OHM +- 5% 1/16W
PM01	R195		nsp	00MNN05000610	CHIP RESISTOR	0 OHM +- 5% 1/16W
PM01	R196		nsp	00MNN05000610	CHIP RESISTOR	0 OHM +- 5% 1/16W
PM01	R197		nsp	00MNN05000610	CHIP RESISTOR	0 OHM +- 5% 1/16W
PM01	R198		nsp	00MNN05330610	CHIP RESISTOR	33 OHM +- 5% 1/16W
PM01	R199		nsp	00MNN05220610	CHIP RESISTOR	22 OHM +- 5% 1/16W
PM01	R201		00MBW05220020	00MBW05220020	RESISTOR COMPO.	CN1J4KTD22J
PM01	R202		00MBW05220020	00MBW05220020	RESISTOR COMPO.	CN1J4KTD22J
PM01	R203		00MBW05220020	00MBW05220020	RESISTOR COMPO.	CN1J4KTD22J
PM01	R204		00MBW05220020	00MBW05220020	RESISTOR COMPO.	CN1J4KTD22J

NOTE : "nsp" PARTS IS LISTED FOR REFERENCE ONLY, MARANTZ WILL NOT SUPPLY THESE PARTS.

P.C.B. NAME	POS. NO.	VERS. COLOR	PART NO. (FOR EUR)	PART NO. (MJI)	PART NAME	DESCRIPTION
PM01	R205		00MBW05220020	00MBW05220020	RESISTOR COMPO.	CN1J4KTD22J
PM01	R206		00MBW05220020	00MBW05220020	RESISTOR COMPO.	CN1J4KTD22J
PM01	R207		00MBW05220020	00MBW05220020	RESISTOR COMPO.	CN1J4KTD22J
PM01	R208		00MBW05220020	00MBW05220020	RESISTOR COMPO.	CN1J4KTD22J
PM01	R209		00MBW05220020	00MBW05220020	RESISTOR COMPO.	CN1J4KTD22J
PM01	R210		00MBW05220020	00MBW05220020	RESISTOR COMPO.	CN1J4KTD22J
PM01	R211		00MBW05220020	00MBW05220020	RESISTOR COMPO.	CN1J4KTD22J
PM01	R212		00MBW05103320	00MBW05103320	RESISTOR COMPO.	10K OHM X 4 J (CN1J) KOA
PM01	R213		00MBW05103320	00MBW05103320	RESISTOR COMPO.	10K OHM X 4 J (CN1J) KOA
PM01	R214		00MBW05103320	00MBW05103320	RESISTOR COMPO.	10K OHM X 4 J (CN1J) KOA
PM01	R215		00MBW05103320	00MBW05103320	RESISTOR COMPO.	10K OHM X 4 J (CN1J) KOA
PM01	R220		nsp	00MNN05000610	CHIP RESISTOR	0 OHM +- 5% 1/16W
PM01	R221		nsp	00MNN05000610	CHIP RESISTOR	0 OHM +- 5% 1/16W
PM01	R227		nsp	00MNN05473610	CHIP RESISTOR	47K OHM +- 5% 1/16W
PM01	R228		nsp	00MNN05102610	CHIP RESISTOR	1K OHM +- 5% 1/16W
PM01	R229		nsp	00MNN05102610	CHIP RESISTOR	1K OHM +- 5% 1/16W
PM01	R230		nsp	00MNN05000610	CHIP RESISTOR	0 OHM +- 5% 1/16W
PM01	R231		nsp	00MNN05000610	CHIP RESISTOR	0 OHM +- 5% 1/16W
PM01	R233		nsp	00MNN05330610	CHIP RESISTOR	33 OHM +- 5% 1/16W
PM01	R234		nsp	00MNN05330610	CHIP RESISTOR	33 OHM +- 5% 1/16W
PM01	R235		nsp	00MNN05330610	CHIP RESISTOR	33 OHM +- 5% 1/16W
PM01	R236		nsp	00MNN05330610	CHIP RESISTOR	33 OHM +- 5% 1/16W
PM01	R237		nsp	00MNN05000610	CHIP RESISTOR	0 OHM +- 5% 1/16W
PM01	R238		nsp	00MNN05000610	CHIP RESISTOR	0 OHM +- 5% 1/16W
PM01	R239		nsp	00MNN05000610	CHIP RESISTOR	0 OHM +- 5% 1/16W
PM01	R240		nsp	00MNN05000610	CHIP RESISTOR	0 OHM +- 5% 1/16W
PM01	R241		nsp	00MNN05330610	CHIP RESISTOR	33 OHM +- 5% 1/16W
PM01	R242		nsp	00MNN05000610	CHIP RESISTOR	0 OHM +- 5% 1/16W
PM01	R243		nsp	00MNN05330610	CHIP RESISTOR	33 OHM +- 5% 1/16W
PM01	R246		nsp	00MNN05000610	CHIP RESISTOR	0 OHM +- 5% 1/16W
PM01	R248		nsp	00MNN05102610	CHIP RESISTOR	1K OHM +- 5% 1/16W
PM01	R249		nsp	00MNN05102610	CHIP RESISTOR	1K OHM +- 5% 1/16W
PM01	R251		nsp	00MNN05000610	CHIP RESISTOR	0 OHM +- 5% 1/16W
PM01	R252		nsp	00MNN05000610	CHIP RESISTOR	0 OHM +- 5% 1/16W
PM01	R253		nsp	00MNN05000610	CHIP RESISTOR	0 OHM +- 5% 1/16W
PM01	R255		nsp	00MNN05000610	CHIP RESISTOR	0 OHM +- 5% 1/16W
PM01	R256		nsp	00MNN05000610	CHIP RESISTOR	0 OHM +- 5% 1/16W
PM01	R257		nsp	00MNN05000610	CHIP RESISTOR	0 OHM +- 5% 1/16W
PM01	R262		nsp	00MNN05470610	CHIP RESISTOR	47 OHM +- 5% 1/16W
PM01	R263		nsp	00MNN05470610	CHIP RESISTOR	47 OHM +- 5% 1/16W
PM01	R265		nsp	00MNN05000610	CHIP RESISTOR	0 OHM +- 5% 1/16W
PM01	R266		nsp	00MNN05103610	CHIP RESISTOR	10K OHM +- 5% 1/16W
PM01	R267		nsp	00MNN05103610	CHIP RESISTOR	10K OHM +- 5% 1/16W
PM01	R268		nsp	00MNN05103610	CHIP RESISTOR	10K OHM +- 5% 1/16W
PM01	R269		nsp	00MNN05103610	CHIP RESISTOR	10K OHM +- 5% 1/16W
PM01	R270		nsp	00MNN05103610	CHIP RESISTOR	10K OHM +- 5% 1/16W
PM01	R271		nsp	00MNN05103610	CHIP RESISTOR	10K OHM +- 5% 1/16W
PM01	R272		nsp	00MNN05103610	CHIP RESISTOR	10K OHM +- 5% 1/16W
PM01	R273		nsp	00MNN05000610	CHIP RESISTOR	0 OHM +- 5% 1/16W
PM01	R274		nsp	00MNN05000610	CHIP RESISTOR	0 OHM +- 5% 1/16W
PM01	R275		nsp	00MNN05000610	CHIP RESISTOR	0 OHM +- 5% 1/16W
PM01	R276		nsp	00MNN05000610	CHIP RESISTOR	0 OHM +- 5% 1/16W
PM01	R277		nsp	00MNN05000610	CHIP RESISTOR	0 OHM +- 5% 1/16W
PM01	R278		nsp	00MNN05000610	CHIP RESISTOR	0 OHM +- 5% 1/16W
PM01	R279		nsp	00MNN05000610	CHIP RESISTOR	0 OHM +- 5% 1/16W
PM01	R280		nsp	00MNN05000610	CHIP RESISTOR	0 OHM +- 5% 1/16W
PM01	R281		nsp	00MNN05000610	CHIP RESISTOR	0 OHM +- 5% 1/16W
PM01	R282		nsp	00MNN05220610	CHIP RESISTOR	22 OHM +- 5% 1/16W
PM01	R283		nsp	00MNN05220610	CHIP RESISTOR	22 OHM +- 5% 1/16W
PM01	R284		nsp	00MNN05220610	CHIP RESISTOR	22 OHM +- 5% 1/16W
PM01	R285		nsp	00MNN05103610	CHIP RESISTOR	10K OHM +- 5% 1/16W
PM01	R286		nsp	00MNN05000610	CHIP RESISTOR	0 OHM +- 5% 1/16W
PM01	R288		nsp	00MNN05000610	CHIP RESISTOR	0 OHM +- 5% 1/16W
PM01	R289		nsp	00MNN05330610	CHIP RESISTOR	33 OHM +- 5% 1/16W
PM01	R290		nsp	00MNN05330610	CHIP RESISTOR	33 OHM +- 5% 1/16W
PM01	R291		nsp	00MNN05330610	CHIP RESISTOR	33 OHM +- 5% 1/16W
PM01	R292		nsp	00MNN05103610	CHIP RESISTOR	10K OHM +- 5% 1/16W

NOTE : "nsp" PARTS IS LISTED FOR REFERENCE ONLY, MARANTZ WILL NOT SUPPLY THESE PARTS.





P.C.B. NAME	POS. NO.	VERS. COLOR	PART NO. (FOR EUR)	PART NO. (MJI)	PART NAME	DESCRIPTION
PM01	R366		nsp	00MNN05103610	CHIP RESISTOR	10K OHM +- 5% 1/16W
PM01	R367		nsp	00MNN05103610	CHIP RESISTOR	10K OHM +- 5% 1/16W
PM01	R368		nsp	00MNN05103610	CHIP RESISTOR	10K OHM +- 5% 1/16W
PM01	R369		nsp	00MNN05103610	CHIP RESISTOR	10K OHM +- 5% 1/16W
PM01	R370		nsp	00MNN05103610	CHIP RESISTOR	10K OHM +- 5% 1/16W
PM01	R373		nsp	00MNN05103610	CHIP RESISTOR	10K OHM +- 5% 1/16W
PM01	R374		nsp	00MNN05103610	CHIP RESISTOR	10K OHM +- 5% 1/16W
PM01	R375		nsp	00MNN05103610	CHIP RESISTOR	10K OHM +- 5% 1/16W
PM01	R376		nsp	00MNN05330610	CHIP RESISTOR	33 OHM +- 5% 1/16W
PM01	R377		nsp	00MNN05330610	CHIP RESISTOR	33 OHM +- 5% 1/16W
PM01	R378		nsp	00MNN05330610	CHIP RESISTOR	33 OHM +- 5% 1/16W
PM01	R379		nsp	00MNN05330610	CHIP RESISTOR	33 OHM +- 5% 1/16W
PM01	R380		nsp	00MNN05330610	CHIP RESISTOR	33 OHM +- 5% 1/16W
PM01	R381		nsp	00MNN05330610	CHIP RESISTOR	33 OHM +- 5% 1/16W
PM01	R382		nsp	00MNN05105610	CHIP RESISTOR	1M OHM +- 5% 1/16W
PM01	R383		nsp	00MNN05103610	CHIP RESISTOR	10K OHM +- 5% 1/16W
PM01	R390		nsp	00MNN05103610	CHIP RESISTOR	10K OHM +- 5% 1/16W
PM01	R391		nsp	00MNN05103610	CHIP RESISTOR	10K OHM +- 5% 1/16W
PM01	R394		nsp	00MNN05330610	CHIP RESISTOR	33 OHM +- 5% 1/16W
PM01	R395		nsp	00MNN05220610	CHIP RESISTOR	22 OHM +- 5% 1/16W
PM01	R396		nsp	00MNN05220610	CHIP RESISTOR	22 OHM +- 5% 1/16W
PM01	R401		nsp	00MNN05220610	CHIP RESISTOR	22 OHM +- 5% 1/16W
PM01	R402		nsp	00MNN05220610	CHIP RESISTOR	22 OHM +- 5% 1/16W
PM01	R403		nsp	00MNN05220610	CHIP RESISTOR	22 OHM +- 5% 1/16W
PM01	R404		nsp	00MNN05220610	CHIP RESISTOR	22 OHM +- 5% 1/16W
PM01	R405		nsp	00MNN05220610	CHIP RESISTOR	22 OHM +- 5% 1/16W
PM01	R406		nsp	00MNN05220610	CHIP RESISTOR	22 OHM +- 5% 1/16W
PM01	R407		nsp	00MNN05220610	CHIP RESISTOR	22 OHM +- 5% 1/16W
PM01	R408		nsp	00MNN05220610	CHIP RESISTOR	22 OHM +- 5% 1/16W
PM01	R409		nsp	00MNN05220610	CHIP RESISTOR	22 OHM +- 5% 1/16W
PM01	R410		nsp	00MNN05220610	CHIP RESISTOR	22 OHM +- 5% 1/16W
PM01	R411		nsp	00MNN05220610	CHIP RESISTOR	22 OHM +- 5% 1/16W
PM01	R412		nsp	00MNN05220610	CHIP RESISTOR	22 OHM +- 5% 1/16W
PM01	R413		nsp	00MNN05102610	CHIP RESISTOR	1K OHM +- 5% 1/16W
PM01	R414		nsp	00MNN05103610	CHIP RESISTOR	10K OHM +- 5% 1/16W
PM01	R415		nsp	00MNN05103610	CHIP RESISTOR	10K OHM +- 5% 1/16W
PM01	R416		nsp	00MNN05103610	CHIP RESISTOR	10K OHM +- 5% 1/16W
PM01	R417		nsp	00MNN05103610	CHIP RESISTOR	10K OHM +- 5% 1/16W
PM01	R418		nsp	00MNN05103610	CHIP RESISTOR	10K OHM +- 5% 1/16W
PM01	R419		nsp	00MNN05103610	CHIP RESISTOR	10K OHM +- 5% 1/16W
PM01	R420		nsp	00MNN05103610	CHIP RESISTOR	10K OHM +- 5% 1/16W
PM01	R421		nsp	00MNN05103610	CHIP RESISTOR	10K OHM +- 5% 1/16W
PM01	R422		nsp	00MNN05103610	CHIP RESISTOR	10K OHM +- 5% 1/16W
PM01	R423		nsp	00MNN05332610	CHIP RESISTOR	3.3K OHM +- 5% 1/16W
PM01	R424		nsp	00MNN05222610	CHIP RESISTOR	2.2K OHM +- 5% 1/16W
PM01	R425		nsp	00MNN05202610	CHIP RESISTOR	MCR03EZHUJ202 2120 108 92178
PM01	R426		nsp	00MNN05202610	CHIP RESISTOR	MCR03EZHUJ202 2120 108 92178
PM01	R427		nsp	00MNN05220610	CHIP RESISTOR	22 OHM +- 5% 1/16W
PM01	R428		nsp	00MNN05220610	CHIP RESISTOR	22 OHM +- 5% 1/16W
PM01	R429		nsp	00MNN05220610	CHIP RESISTOR	22 OHM +- 5% 1/16W
PM01	R430		nsp	00MNN05220610	CHIP RESISTOR	22 OHM +- 5% 1/16W
PM01	R431		nsp	00MNN05220610	CHIP RESISTOR	22 OHM +- 5% 1/16W
PM01	R432		nsp	00MNN05000610	CHIP RESISTOR	0 OHM +- 5% 1/16W
PM01	R433		nsp	00MNN05222610	CHIP RESISTOR	2.2K OHM +- 5% 1/16W
PM01	R434		nsp	00MNN05102610	CHIP RESISTOR	1K OHM +- 5% 1/16W
PM01	R435		nsp	00MNN05000610	CHIP RESISTOR	0 OHM +- 5% 1/16W
PM01	R436		nsp	00MNN05000610	CHIP RESISTOR	0 OHM +- 5% 1/16W
PM01	R437		nsp	00MNN05220610	CHIP RESISTOR	22 OHM +- 5% 1/16W
PM01	R438		nsp	00MNN05220610	CHIP RESISTOR	22 OHM +- 5% 1/16W
PM01	R439		nsp	00MNN05220610	CHIP RESISTOR	22 OHM +- 5% 1/16W
PM01	R440		nsp	00MNN05220610	CHIP RESISTOR	22 OHM +- 5% 1/16W
PM01	R441		nsp	00MNN05220610	CHIP RESISTOR	22 OHM +- 5% 1/16W
PM01	R442		nsp	00MNN05220610	CHIP RESISTOR	22 OHM +- 5% 1/16W
PM01	R443		nsp	00MNN05220610	CHIP RESISTOR	22 OHM +- 5% 1/16W
PM01	R444		nsp	00MNN05220610	CHIP RESISTOR	22 OHM +- 5% 1/16W
PM01	R445		nsp	00MNN05220610	CHIP RESISTOR	22 OHM +- 5% 1/16W
PM01	R446		nsp	00MNN05220610	CHIP RESISTOR	22 OHM +- 5% 1/16W

NOTE : "nsp" PARTS IS LISTED FOR REFERENCE ONLY, MARANTZ WILL NOT SUPPLY THESE PARTS.

P.C.B. NAME	POS. NO.	VERS. COLOR	PART NO. (FOR EUR)	PART NO. (MJI)	PART NAME	DESCRIPTION
PM01	R447		nsp	00MNN05220610	CHIP RESISTOR	22 OHM +- 5% 1/16W
PM01	R448		nsp	00MNN05220610	CHIP RESISTOR	22 OHM +- 5% 1/16W
PM01	R449		nsp	00MNN05220610	CHIP RESISTOR	22 OHM +- 5% 1/16W
PM01	R450		nsp	00MNN05330610	CHIP RESISTOR	33 OHM +- 5% 1/16W
PM01	R451		nsp	00MNN05330610	CHIP RESISTOR	33 OHM +- 5% 1/16W
PM01	R452		nsp	00MNN05330610	CHIP RESISTOR	33 OHM +- 5% 1/16W
PM01	R453		nsp	00MNN05330610	CHIP RESISTOR	33 OHM +- 5% 1/16W
PM01	R454		nsp	00MNN05330610	CHIP RESISTOR	33 OHM +- 5% 1/16W
PM01	R455		nsp	00MNN05330610	CHIP RESISTOR	33 OHM +- 5% 1/16W
PM01	R456		nsp	00MNN05330610	CHIP RESISTOR	33 OHM +- 5% 1/16W
PM01	R459		nsp	00MNN05103610	CHIP RESISTOR	10K OHM +- 5% 1/16W
PM01	R460		nsp	00MNN05103610	CHIP RESISTOR	10K OHM +- 5% 1/16W
PM01	R461		nsp	00MNN05103610	CHIP RESISTOR	10K OHM +- 5% 1/16W
PM01	R462		nsp	00MNN05103610	CHIP RESISTOR	10K OHM +- 5% 1/16W
PM01	R463		nsp	00MNN05103610	CHIP RESISTOR	10K OHM +- 5% 1/16W
PM01	R464		nsp	00MNN05102610	CHIP RESISTOR	1K OHM +- 5% 1/16W
PM01	R465		nsp	00MNN05102610	CHIP RESISTOR	1K OHM +- 5% 1/16W
PM01	R466		nsp	00MNN05102610	CHIP RESISTOR	1K OHM +- 5% 1/16W
PM01	R467		nsp	00MNN05102610	CHIP RESISTOR	1K OHM +- 5% 1/16W
PM01	R468		nsp	00MNN05000610	CHIP RESISTOR	0 OHM +- 5% 1/16W
PM01	R475		nsp	00MNN05000610	CHIP RESISTOR	0 OHM +- 5% 1/16W
PM01	R476		nsp	00MNN05000610	CHIP RESISTOR	0 OHM +- 5% 1/16W
PM01	R481		00MBW05220020	00MBW05220020	RESISTOR COMPO.	CN1J4KTD22J
PM01	R482		00MBW05220020	00MBW05220020	RESISTOR COMPO.	CN1J4KTD22J
PM01	R483		00MBW05220020	00MBW05220020	RESISTOR COMPO.	CN1J4KTD22J
PM01	R484		00MBW05220020	00MBW05220020	RESISTOR COMPO.	CN1J4KTD22J
PM01	R485		00MBW05220020	00MBW05220020	RESISTOR COMPO.	CN1J4KTD22J
PM01	R486		nsp	00MNN05000610	CHIP RESISTOR	0 OHM +- 5% 1/16W
PM01	R487		nsp	00MNN05000610	CHIP RESISTOR	0 OHM +- 5% 1/16W
PM01	R488		nsp	00MNN05000610	CHIP RESISTOR	0 OHM +- 5% 1/16W
PM01	R489		nsp	00MNN05000610	CHIP RESISTOR	0 OHM +- 5% 1/16W
PM01	R490		nsp	00MNN05330610	CHIP RESISTOR	33 OHM +- 5% 1/16W
PM01	R491		nsp	00MNN05330610	CHIP RESISTOR	33 OHM +- 5% 1/16W
PM01	R501		nsp	00MNN05820610	CHIP RESISTOR	82 OHM +- 5% 1/16W
PM01	R502		nsp	00MNN05101610	CHIP RESISTOR	100 OHM +- 5% 1/16W
PM01	R505		nsp	00MNN05000610	CHIP RESISTOR	0 OHM +- 5% 1/16W
PM01	R506		nsp	00MNN05000610	CHIP RESISTOR	0 OHM +- 5% 1/16W
PM01	R507		nsp	00MNN05000610	CHIP RESISTOR	0 OHM +- 5% 1/16W
PM01	R508		nsp	00MNN05152610	CHIP RESISTOR	1.5K OHM +- 5% 1/16W
PM01	R509		nsp	00MNN05152610	CHIP RESISTOR	1.5K OHM +- 5% 1/16W
PM01	R510		nsp	00MNN05152610	CHIP RESISTOR	1.5K OHM +- 5% 1/16W
PM01	R511		nsp	00MNN05152610	CHIP RESISTOR	1.5K OHM +- 5% 1/16W
PM01	R512		nsp	00MNN05152610	CHIP RESISTOR	1.5K OHM +- 5% 1/16W
PM01	R513		nsp	00MNN05152610	CHIP RESISTOR	1.5K OHM +- 5% 1/16W
PM01	R514		nsp	00MNN05152610	CHIP RESISTOR	1.5K OHM +- 5% 1/16W
PM01	R515		nsp	00MNN05152610	CHIP RESISTOR	1.5K OHM +- 5% 1/16W
PM01	R516		nsp	00MNN05390610	CHIP RESISTOR	39 OHM +- 5% 1/16W
PM01	R517		nsp	00MNN05390610	CHIP RESISTOR	39 OHM +- 5% 1/16W
PM01	R518		nsp	00MNN05390610	CHIP RESISTOR	39 OHM +- 5% 1/16W
PM01	R519		nsp	00MNN05390610	CHIP RESISTOR	39 OHM +- 5% 1/16W
PM01	R520		nsp	00MNN05470610	CHIP RESISTOR	47 OHM +- 5% 1/16W
PM01	R521		nsp	00MNN05470610	CHIP RESISTOR	47 OHM +- 5% 1/16W
PM01	R522		nsp	00MNN05470610	CHIP RESISTOR	47 OHM +- 5% 1/16W
PM01	R523		nsp	00MNN05470610	CHIP RESISTOR	47 OHM +- 5% 1/16W
PM01	R524		nsp	00MNN05124610	CHIP RESISTOR	120K OHM +- 5% 1/16W
PM01	R527		nsp	00MNN05101610	CHIP RESISTOR	100 OHM +- 5% 1/16W
PM01	R528		nsp	00MNN05101610	CHIP RESISTOR	100 OHM +- 5% 1/16W
PM01	R534		nsp	00MNN05124610	CHIP RESISTOR	120K OHM +- 5% 1/16W
PM01	R536		nsp	00MNN05102610	CHIP RESISTOR	1K OHM +- 5% 1/16W
PM01	R537		nsp	00MNN05104610	CHIP RESISTOR	100K OHM +- 5% 1/16W
PM01	R538		nsp	00MNN05181610	CHIP RESISTOR	180 OHM +- 5% 1/16W
PM01	R539		nsp	00MNN05473610	CHIP RESISTOR	47K OHM +- 5% 1/16W
PM01	R540		nsp	00MNN05104610	CHIP RESISTOR	100K OHM +- 5% 1/16W
PM01	R542		nsp	00MNN05000610	CHIP RESISTOR	0 OHM +- 5% 1/16W
PM01	R544		nsp	00MNN05102610	CHIP RESISTOR	1K OHM +- 5% 1/16W
PM01	R545		00MNI01123110	00MNI01123110	CHIP RESISTOR	12K OHM +- 1% 1/10W
PM01	R547		nsp	00MNN05000610	CHIP RESISTOR	0 OHM +- 5% 1/16W

NOTE : "nsp" PARTS IS LISTED FOR REFERENCE ONLY, MARANTZ WILL NOT SUPPLY THESE PARTS.

P.C.B. NAME	POS. NO.	VERS. COLOR	PART NO. (FOR EUR)	PART NO. (MJI)	PART NAME	DESCRIPTION
PM01	R548		nsp	00MNN05000610	CHIP RESISTOR	0 OHM +- 5% 1/16W
PM01	R549		nsp	00MNN05000610	CHIP RESISTOR	0 OHM +- 5% 1/16W
PM01	R550		nsp	00MNN05000610	CHIP RESISTOR	0 OHM +- 5% 1/16W
PM01	R551		nsp	00MNN05000610	CHIP RESISTOR	0 OHM +- 5% 1/16W
PM01	R552		nsp	00MNN05000610	CHIP RESISTOR	0 OHM +- 5% 1/16W
PM01	R553		nsp	00MNN05333610	CHIP RESISTOR	33K OHM +- 5% 1/16W
PM01	R554		nsp	00MNN05103610	CHIP RESISTOR	10K OHM +- 5% 1/16W
PM01	R555		nsp	00MNN05103610	CHIP RESISTOR	10K OHM +- 5% 1/16W
PM01	R556		nsp	00MNN05102610	CHIP RESISTOR	1K OHM +- 5% 1/16W
PM01	R557		nsp	00MNN05223610	CHIP RESISTOR	22K OHM +- 5% 1/16W
PM01	R558		nsp	00MNN05182610	CHIP RESISTOR	1.8K OHM +- 5% 1/16W
PM01	R559		nsp	00MNN05104610	CHIP RESISTOR	100K OHM +- 5% 1/16W
PM01	R560		nsp	00MNN05473610	CHIP RESISTOR	47K OHM +- 5% 1/16W
PM01	R561		nsp	00MNN05683610	CHIP RESISTOR	68K OHM +- 5% 1/16W
PM01	R562		nsp	00MNN05471610	CHIP RESISTOR	470 OHM +- 5% 1/16W
PM01	R563		nsp	00MNN05154610	CHIP RESISTOR	150K OHM +- 5% 1/16W
PM01	R564		nsp	00MNN05473610	CHIP RESISTOR	47K OHM +- 5% 1/16W
PM01	R565		nsp	00MNN05563610	CHIP RESISTOR	56K OHM +- 5% 1/16W
PM01	R566		nsp	00MNN05103610	CHIP RESISTOR	10K OHM +- 5% 1/16W
PM01	R567		nsp	00MNN05330610	CHIP RESISTOR	33 OHM +- 5% 1/16W
PM01	R568		nsp	00MNN05103610	CHIP RESISTOR	10K OHM +- 5% 1/16W
PM01	R570		nsp	00MNN05102610	CHIP RESISTOR	1K OHM +- 5% 1/16W
PM01	R574		nsp	00MNN05000610	CHIP RESISTOR	0 OHM +- 5% 1/16W
PM01	R577		nsp	00MNN05000610	CHIP RESISTOR	0 OHM +- 5% 1/16W
PM01	R592		nsp	00MNN05010610	CHIP RESISTOR	1 OHM +- 5% 1/16W
PM01	R593		nsp	00MNN05010610	CHIP RESISTOR	1 OHM +- 5% 1/16W
PM01	R594		nsp	00MNN05010610	CHIP RESISTOR	1 OHM +- 5% 1/16W
PM01	R595		nsp	00MNN05010610	CHIP RESISTOR	1 OHM +- 5% 1/16W
PM01	R601		00MBW05101350	00MBW05101350	RESISTOR COMPO.	CN1J4TTD101J 100 OHM X 4
PM01	R602		00MBW05101350	00MBW05101350	RESISTOR COMPO.	CN1J4TTD101J 100 OHM X 4
PM01	R603		00MBW05101350	00MBW05101350	RESISTOR COMPO.	CN1J4TTD101J 100 OHM X 4
PM01	R604		00MBW05101350	00MBW05101350	RESISTOR COMPO.	CN1J4TTD101J 100 OHM X 4
PM01	R605		00MBW05101350	00MBW05101350	RESISTOR COMPO.	CN1J4TTD101J 100 OHM X 4
PM01	R606		00MBW05101350	00MBW05101350	RESISTOR COMPO.	CN1J4TTD101J 100 OHM X 4
PM01	R607		00MBW05101350	00MBW05101350	RESISTOR COMPO.	CN1J4TTD101J 100 OHM X 4
PM01	R608		00MBW05103320	00MBW05103320	RESISTOR COMPO.	10K OHM X 4 J (CN1J) KOA
PM01	R609		00MBW05103320	00MBW05103320	RESISTOR COMPO.	10K OHM X 4 J (CN1J) KOA
PM01	R610		00MBW05103320	00MBW05103320	RESISTOR COMPO.	10K OHM X 4 J (CN1J) KOA
PM01	R611		00MBW05103320	00MBW05103320	RESISTOR COMPO.	10K OHM X 4 J (CN1J) KOA
PM01	R612		00MBW05103320	00MBW05103320	RESISTOR COMPO.	10K OHM X 4 J (CN1J) KOA
PM01	R615		nsp	00MNN05223610	CHIP RESISTOR	22K OHM +- 5% 1/16W
PM01	R616		nsp	00MNN05103610	CHIP RESISTOR	10K OHM +- 5% 1/16W
PM01	R617		nsp	00MNN05103610	CHIP RESISTOR	10K OHM +- 5% 1/16W
PM01	R618		nsp	00MNN05000610	CHIP RESISTOR	0 OHM +- 5% 1/16W
PM01	R620		nsp	00MNN05000610	CHIP RESISTOR	0 OHM +- 5% 1/16W
PM01	R621		nsp	00MNN05220610	CHIP RESISTOR	22 OHM +- 5% 1/16W
PM01	R622		nsp	00MNN05220610	CHIP RESISTOR	22 OHM +- 5% 1/16W
PM01	R623		nsp	00MNN05220610	CHIP RESISTOR	22 OHM +- 5% 1/16W
PM01	R624		nsp	00MNN05220610	CHIP RESISTOR	22 OHM +- 5% 1/16W
PM01	R625		nsp	00MNN05220610	CHIP RESISTOR	22 OHM +- 5% 1/16W
PM01	R626		nsp	00MNN05220610	CHIP RESISTOR	22 OHM +- 5% 1/16W
PM01	R627		nsp	00MNN05220610	CHIP RESISTOR	22 OHM +- 5% 1/16W
PM01	R628		nsp	00MNN05220610	CHIP RESISTOR	22 OHM +- 5% 1/16W
PM01	R629		nsp	00MNN05220610	CHIP RESISTOR	22 OHM +- 5% 1/16W
PM01	R630		nsp	00MNN05220610	CHIP RESISTOR	22 OHM +- 5% 1/16W
PM01	R631		nsp	00MNN05220610	CHIP RESISTOR	22 OHM +- 5% 1/16W
PM01	R632		nsp	00MNN05220610	CHIP RESISTOR	22 OHM +- 5% 1/16W
PM01	R633		nsp	00MNN05220610	CHIP RESISTOR	22 OHM +- 5% 1/16W
PM01	R634		nsp	00MNN05101610	CHIP RESISTOR	100 OHM +- 5% 1/16W
PM01	R635		nsp	00MNN05330610	CHIP RESISTOR	33 OHM +- 5% 1/16W
PM01	R636		nsp	00MNN05101610	CHIP RESISTOR	100 OHM +- 5% 1/16W
PM01	R637		nsp	00MNN05330610	CHIP RESISTOR	33 OHM +- 5% 1/16W
PM01	R638		nsp	00MNN05330610	CHIP RESISTOR	33 OHM +- 5% 1/16W
PM01	R639		nsp	00MNN05101610	CHIP RESISTOR	100 OHM +- 5% 1/16W
PM01	R640		nsp	00MNN05101610	CHIP RESISTOR	100 OHM +- 5% 1/16W
PM01	R641		nsp	00MNN05101610	CHIP RESISTOR	100 OHM +- 5% 1/16W
PM01	R642		nsp	00MNN05330610	CHIP RESISTOR	33 OHM +- 5% 1/16W

NOTE : "nsp" PARTS IS LISTED FOR REFERENCE ONLY, MARANTZ WILL NOT SUPPLY THESE PARTS.



P.C.B. NAME	POS. NO.	VERS. COLOR	PART NO. (FOR EUR)	PART NO. (MJI)	PART NAME	DESCRIPTION
PM01	R643		nsp	00MNN05330610	CHIP RESISTOR	33 OHM +- 5% 1/16W
PM01	R644		nsp	00MNN05330610	CHIP RESISTOR	33 OHM +- 5% 1/16W
PM01	R645		nsp	00MNN05103610	CHIP RESISTOR	10K OHM +- 5% 1/16W
PM01	R646		nsp	00MNN05103610	CHIP RESISTOR	10K OHM +- 5% 1/16W
PM01	R647		nsp	00MNN05103610	CHIP RESISTOR	10K OHM +- 5% 1/16W
PM01	R648		nsp	00MNN05103610	CHIP RESISTOR	10K OHM +- 5% 1/16W
PM01	R649		nsp	00MNN05101610	CHIP RESISTOR	100 OHM +- 5% 1/16W
PM01	R650		nsp	00MNN05101610	CHIP RESISTOR	100 OHM +- 5% 1/16W
PM01	R651		nsp	00MNN05101610	CHIP RESISTOR	100 OHM +- 5% 1/16W
PM01	R652		nsp	00MNN05101610	CHIP RESISTOR	100 OHM +- 5% 1/16W
PM01	R653		nsp	00MNN05101610	CHIP RESISTOR	100 OHM +- 5% 1/16W
PM01	R654		nsp	00MNN05101610	CHIP RESISTOR	100 OHM +- 5% 1/16W
PM01	R655		nsp	00MNN05101610	CHIP RESISTOR	100 OHM +- 5% 1/16W
PM01	R656		nsp	00MNN05103610	CHIP RESISTOR	10K OHM +- 5% 1/16W
PM01	R657		nsp	00MNN05103610	CHIP RESISTOR	10K OHM +- 5% 1/16W
PM01	R658		nsp	00MNN05103610	CHIP RESISTOR	10K OHM +- 5% 1/16W
PM01	R659		nsp	00MNN05103610	CHIP RESISTOR	10K OHM +- 5% 1/16W
PM01	R660		nsp	00MNN05000610	CHIP RESISTOR	0 OHM +- 5% 1/16W
PM01	R661		nsp	00MNN05000610	CHIP RESISTOR	0 OHM +- 5% 1/16W
PM01	R662		nsp	00MNN05000610	CHIP RESISTOR	0 OHM +- 5% 1/16W
PM01	R663		nsp	00MNN05000610	CHIP RESISTOR	0 OHM +- 5% 1/16W
PM01	R664		nsp	00MNN05000610	CHIP RESISTOR	0 OHM +- 5% 1/16W
PM01	R665		nsp	00MNN05000610	CHIP RESISTOR	0 OHM +- 5% 1/16W
PM01	R666		nsp	00MNN05223610	CHIP RESISTOR	22K OHM +- 5% 1/16W
PM01	R667		nsp	00MNN05223610	CHIP RESISTOR	22K OHM +- 5% 1/16W
PM01	R668		nsp	00MNN05223610	CHIP RESISTOR	22K OHM +- 5% 1/16W
PM01	R669		nsp	00MNN05223610	CHIP RESISTOR	22K OHM +- 5% 1/16W
PM01	R670		nsp	00MNN05512610	CHIP RESISTOR	5.1K OHM +- 5% 1/16W
PM01	R671		nsp	00MNN05563610	CHIP RESISTOR	56K OHM +- 5% 1/16W
PM01	R672		nsp	00MNN05563610	CHIP RESISTOR	56K OHM +- 5% 1/16W
PM01	R673		nsp	00MNN05563610	CHIP RESISTOR	56K OHM +- 5% 1/16W
PM01	R674		nsp	00MNN05333610	CHIP RESISTOR	33K OHM +- 5% 1/16W
PM01	R675		nsp	00MNN05333610	CHIP RESISTOR	33K OHM +- 5% 1/16W
PM01	R676		nsp	00MNN05333610	CHIP RESISTOR	33K OHM +- 5% 1/16W
PM01	R677		nsp	00MNN05103610	CHIP RESISTOR	10K OHM +- 5% 1/16W
PM01	R678		nsp	00MNN05103610	CHIP RESISTOR	10K OHM +- 5% 1/16W
PM01	R679		nsp	00MNN05103610	CHIP RESISTOR	10K OHM +- 5% 1/16W
PM01	R680		nsp	00MNN05000610	CHIP RESISTOR	0 OHM +- 5% 1/16W
PM01	R681		nsp	00MNN05000610	CHIP RESISTOR	0 OHM +- 5% 1/16W
PM01	R682		nsp	00MNN05000610	CHIP RESISTOR	0 OHM +- 5% 1/16W
PM01	R683		nsp	00MNN05000610	CHIP RESISTOR	0 OHM +- 5% 1/16W
PM01	R684		nsp	00MNN05000610	CHIP RESISTOR	0 OHM +- 5% 1/16W
PM01	R685		nsp	00MNN05000610	CHIP RESISTOR	0 OHM +- 5% 1/16W
PM01	R686		nsp	00MNN05103610	CHIP RESISTOR	10K OHM +- 5% 1/16W
PM01	R687		nsp	00MNN05000610	CHIP RESISTOR	0 OHM +- 5% 1/16W
PM01	R688		nsp	00MNN05000610	CHIP RESISTOR	0 OHM +- 5% 1/16W
PM01	R690		nsp	00MNN05103610	CHIP RESISTOR	10K OHM +- 5% 1/16W
PM01	R691		nsp	00MNN05101610	CHIP RESISTOR	100 OHM +- 5% 1/16W
PM01	R692		nsp	00MNN05101610	CHIP RESISTOR	100 OHM +- 5% 1/16W
PM01	R693		nsp	00MNN05101610	CHIP RESISTOR	100 OHM +- 5% 1/16W
PM01	R694		nsp	00MNN05101610	CHIP RESISTOR	100 OHM +- 5% 1/16W
PM01	R699		nsp	00MNN05223610	CHIP RESISTOR	22K OHM +- 5% 1/16W
PM01	R950		nsp	00MNN05103610	CHIP RESISTOR	10K OHM +- 5% 1/16W
PM01	R951		nsp	00MNN05103610	CHIP RESISTOR	10K OHM +- 5% 1/16W
PM01	R985		nsp	00MNN05220610	CHIP RESISTOR	22 OHM +- 5% 1/16W
PM01	R986		nsp	00MNN05220610	CHIP RESISTOR	22 OHM +- 5% 1/16W
PM01	RK01		nsp	00MNN05330610	CHIP RESISTOR	33 OHM +- 5% 1/16W
PM01	RK02		nsp	00MNN05101610	CHIP RESISTOR	100 OHM +- 5% 1/16W
PM01	RK03		00MBW05101350	00MBW05101350	RESISTOR COMPO.	CN1J4TTD101J 100 OHM X 4
PM01	RK04		00MBW05101350	00MBW05101350	RESISTOR COMPO.	CN1J4TTD101J 100 OHM X 4
PM01	RK07		nsp	00MNN05000610	CHIP RESISTOR	0 OHM +- 5% 1/16W
PM01	RK08		nsp	00MNN05000610	CHIP RESISTOR	0 OHM +- 5% 1/16W
PM01	RK11		nsp	00MNN05220610	CHIP RESISTOR	22 OHM +- 5% 1/16W
PM01	RK14		00MBW05101350	00MBW05101350	RESISTOR COMPO.	CN1J4TTD101J 100 OHM X 4
PM01	RK15		00MBW05101350	00MBW05101350	RESISTOR COMPO.	CN1J4TTD101J 100 OHM X 4
PM01	RK16		00MBW05101350	00MBW05101350	RESISTOR COMPO.	CN1J4TTD101J 100 OHM X 4
PM01	RK17		00MBW05101350	00MBW05101350	RESISTOR COMPO.	CN1J4TTD101J 100 OHM X 4

NOTE : "nsp" PARTS IS LISTED FOR REFERENCE ONLY, MARANTZ WILL NOT SUPPLY THESE PARTS.

P.C.B. NAME	POS. NO.	VERS. COLOR	PART NO. (FOR EUR)	PART NO. (MJI)	PART NAME	DESCRIPTION
PM01	RK18		nsp	00MNN05000610	CHIP RESISTOR	0 OHM +- 5% 1/16W
PM01	RK19		nsp	00MNN05000610	CHIP RESISTOR	0 OHM +- 5% 1/16W
PM01	RK20		nsp	00MNN05000610	CHIP RESISTOR	0 OHM +- 5% 1/16W
PM01	RK21		nsp	00MNN05000610	CHIP RESISTOR	0 OHM +- 5% 1/16W
PM01	RK22		nsp	00MNN05000610	CHIP RESISTOR	0 OHM +- 5% 1/16W
PM01	RK23		00MBW05101350	00MBW05101350	RESISTOR COMPO.	CN1J4TTD101J 100 OHM X 4
PM01	RK24		00MBW05101350	00MBW05101350	RESISTOR COMPO.	CN1J4TTD101J 100 OHM X 4
PM01	RK25		00MBW05101350	00MBW05101350	RESISTOR COMPO.	CN1J4TTD101J 100 OHM X 4
PM01	RK26		00MBW05101350	00MBW05101350	RESISTOR COMPO.	CN1J4TTD101J 100 OHM X 4
PM01	RK27		nsp	00MNN05103610	CHIP RESISTOR	10K OHM +- 5% 1/16W
PM01	RK28		nsp	00MNN05101610	CHIP RESISTOR	100 OHM +- 5% 1/16W
PM01	RK29		nsp	00MNN05101610	CHIP RESISTOR	100 OHM +- 5% 1/16W
PM01	RK30		nsp	00MNN05101610	CHIP RESISTOR	100 OHM +- 5% 1/16W
PM01	RK31		00MBW05103320	00MBW05103320	RESISTOR COMPO.	10K OHM X 4 J (CN1J) KOA
PM01	RK32		00MBW05103320	00MBW05103320	RESISTOR COMPO.	10K OHM X 4 J (CN1J) KOA
PM01	RK33		00MBW05103320	00MBW05103320	RESISTOR COMPO.	10K OHM X 4 J (CN1J) KOA
PM01	RK34		nsp	00MNN05220610	CHIP RESISTOR	22 OHM +- 5% 1/16W
PM01	RK35		00MBW05220020	00MBW05220020	RESISTOR COMPO.	CN1J4KTD22J
PM01	RK36		00MBW05220020	00MBW05220020	RESISTOR COMPO.	CN1J4KTD22J
PM01	RK37		00MBW05220020	00MBW05220020	RESISTOR COMPO.	CN1J4KTD22J
PM01	RK38		00MBW05220020	00MBW05220020	RESISTOR COMPO.	CN1J4KTD22J
PM01	RK39		00MBW05220020	00MBW05220020	RESISTOR COMPO.	CN1J4KTD22J
PM01	RK42		nsp	00MNN05000610	CHIP RESISTOR	0 OHM +- 5% 1/16W
PM01	RK43		nsp	00MNN05000610	CHIP RESISTOR	0 OHM +- 5% 1/16W
PM01	RK44		nsp	00MNN05223610	CHIP RESISTOR	22K OHM +- 5% 1/16W
PM01	RK45		nsp	00MNN05223610	CHIP RESISTOR	22K OHM +- 5% 1/16W
PM01	RK46		nsp	00MNN05220610	CHIP RESISTOR	22 OHM +- 5% 1/16W
PM01	RK47		nsp	00MNN05220610	CHIP RESISTOR	22 OHM +- 5% 1/16W
PM01	RK48		nsp	00MNN05000610	CHIP RESISTOR	0 OHM +- 5% 1/16W
PM01	RK49		nsp	00MNN05000610	CHIP RESISTOR	0 OHM +- 5% 1/16W
PM01	RK52		nsp	00MNN05000610	CHIP RESISTOR	0 OHM +- 5% 1/16W
PM01	RK53		nsp	00MNN05000610	CHIP RESISTOR	0 OHM +- 5% 1/16W
PM01	RK54		nsp	00MNN05000610	CHIP RESISTOR	0 OHM +- 5% 1/16W
PM01	RK55		nsp	00MNN05000610	CHIP RESISTOR	0 OHM +- 5% 1/16W
PM01	RK56		nsp	00MNN05000610	CHIP RESISTOR	0 OHM +- 5% 1/16W
PM01	RK57		nsp	00MNN05000610	CHIP RESISTOR	0 OHM +- 5% 1/16W
PM01	RK58		nsp	00MNN05000610	CHIP RESISTOR	0 OHM +- 5% 1/16W
PM01	RK59		nsp	00MNN05000610	CHIP RESISTOR	0 OHM +- 5% 1/16W
PM01	RK60		nsp	00MNN05000610	CHIP RESISTOR	0 OHM +- 5% 1/16W
PM01	RK61		nsp	00MNN05000610	CHIP RESISTOR	0 OHM +- 5% 1/16W
PM01	RK62		nsp	00MNN05220610	CHIP RESISTOR	22 OHM +- 5% 1/16W
PM01	RK64		nsp	00MNN05000610	CHIP RESISTOR	0 OHM +- 5% 1/16W
PM01	RK65		nsp	00MNN05220610	CHIP RESISTOR	22 OHM +- 5% 1/16W
PM01	RK91		nsp	00MNN05102610	CHIP RESISTOR	1K OHM +- 5% 1/16W
PM01	RM01		00MBW05220020	00MBW05220020	RESISTOR COMPO.	CN1J4KTD22J
PM01	RM02		00MBW05220020	00MBW05220020	RESISTOR COMPO.	CN1J4KTD22J
PM01	RM03		00MBW05220020	00MBW05220020	RESISTOR COMPO.	CN1J4KTD22J
PM01	RM04		00MBW05220020	00MBW05220020	RESISTOR COMPO.	CN1J4KTD22J
PM01	RM05		00MBW05220020	00MBW05220020	RESISTOR COMPO.	CN1J4KTD22J
PM01	RM06		nsp	00MNN05472610	CHIP RESISTOR	4.7K OHM +- 5% 1/16W
PM01	RM07		nsp	00MNN05472610	CHIP RESISTOR	4.7K OHM +- 5% 1/16W
PM01	RM08		nsp	00MNN05101610	CHIP RESISTOR	100 OHM +- 5% 1/16W
PM01	RM09		nsp	00MNN05101610	CHIP RESISTOR	100 OHM +- 5% 1/16W
PM01	RM10		nsp	00MNN05472610	CHIP RESISTOR	4.7K OHM +- 5% 1/16W
PM01	RM11		nsp	00MNN05220610	CHIP RESISTOR	22 OHM +- 5% 1/16W
PM01	RM12		nsp	00MNN05101610	CHIP RESISTOR	100 OHM +- 5% 1/16W
PM01	RM13		nsp	00MNN05681610	CHIP RESISTOR	680 OHM +- 5% 1/16W
PM01	RM14		nsp	00MNN05272610	CHIP RESISTOR	2.7K OHM +- 5% 1/16W
PM01	RM15		nsp	00MNN05391610	CHIP RESISTOR	390 OHM +- 5% 1/16W
PM01	RM16		nsp	00MNN05682610	CHIP RESISTOR	6.8K OHM +- 5% 1/16W
PM01	RM17		nsp	00MNN05682610	CHIP RESISTOR	6.8K OHM +- 5% 1/16W
PM01	RM19		nsp	00MNN05272610	CHIP RESISTOR	2.7K OHM +- 5% 1/16W
PM01	RM20		nsp	00MNN05391610	CHIP RESISTOR	390 OHM +- 5% 1/16W
PM01	RM21		nsp	00MNN05472610	CHIP RESISTOR	4.7K OHM +- 5% 1/16W
PM01	RM24		nsp	00MNN05103610	CHIP RESISTOR	10K OHM +- 5% 1/16W
PM01	RM25		nsp	00MNN05103610	CHIP RESISTOR	10K OHM +- 5% 1/16W
PM01	RM26		00MBW05220020	00MBW05220020	RESISTOR COMPO.	CN1J4KTD22J

NOTE : "nsp" PARTS IS LISTED FOR REFERENCE ONLY, MARANTZ WILL NOT SUPPLY THESE PARTS.



P.C.B. NAME	POS. NO.	VERS. COLOR	PART NO. (FOR EUR)	PART NO. (MJI)	PART NAME	DESCRIPTION
PM01	RM27		nsp	00MNN05220610	CHIP RESISTOR	22 OHM +- 5% 1/16W
PM01	RM28		nsp	00MNN05220610	CHIP RESISTOR	22 OHM +- 5% 1/16W
PM01	RM29		00MBW05220020	00MBW05220020	RESISTOR COMPO.	CN1J4KTD22J
PM01	RM30		nsp	00MNN05681610	CHIP RESISTOR	680 OHM +- 5% 1/16W
PM01	RM31		nsp	00MNN05561610	CHIP RESISTOR	560 OHM +- 5% 1/16W
PM01	RM32		nsp	00MNN05101610	CHIP RESISTOR	100 OHM +- 5% 1/16W
PM01	RM33		nsp	00MNN05182610	CHIP RESISTOR	1.8K OHM +- 5% 1/16W
PM01	RM34		nsp	00MNN05681610	CHIP RESISTOR	680 OHM +- 5% 1/16W
PM01	RM35		nsp	00MNN05561610	CHIP RESISTOR	560 OHM +- 5% 1/16W
PM01	RM36		nsp	00MNN05101610	CHIP RESISTOR	100 OHM +- 5% 1/16W
PM01	RM37		nsp	00MNN05182610	CHIP RESISTOR	1.8K OHM +- 5% 1/16W
PM01	RM38		nsp	00MNN05681610	CHIP RESISTOR	680 OHM +- 5% 1/16W
PM01	RM39		nsp	00MNN05561610	CHIP RESISTOR	560 OHM +- 5% 1/16W
PM01	RM40		nsp	00MNN05101610	CHIP RESISTOR	100 OHM +- 5% 1/16W
PM01	RM41		nsp	00MNN05182610	CHIP RESISTOR	1.8K OHM +- 5% 1/16W
PM01	RM42		nsp	00MNN05681610	CHIP RESISTOR	680 OHM +- 5% 1/16W
PM01	RM43		nsp	00MNN05561610	CHIP RESISTOR	560 OHM +- 5% 1/16W
PM01	RM44		nsp	00MNN05101610	CHIP RESISTOR	100 OHM +- 5% 1/16W
PM01	RM45		nsp	00MNN05182610	CHIP RESISTOR	1.8K OHM +- 5% 1/16W
PM01	RM46		nsp	00MNN05681610	CHIP RESISTOR	680 OHM +- 5% 1/16W
PM01	RM47		nsp	00MNN05561610	CHIP RESISTOR	560 OHM +- 5% 1/16W
PM01	RM48		nsp	00MNN05101610	CHIP RESISTOR	100 OHM +- 5% 1/16W
PM01	RM49		nsp	00MNN05182610	CHIP RESISTOR	1.8K OHM +- 5% 1/16W
PM01	RM50		nsp	00MNN05681610	CHIP RESISTOR	680 OHM +- 5% 1/16W
PM01	RM51		nsp	00MNN05561610	CHIP RESISTOR	560 OHM +- 5% 1/16W
PM01	RM52		nsp	00MNN05101610	CHIP RESISTOR	100 OHM +- 5% 1/16W
PM01	RM53		nsp	00MNN05182610	CHIP RESISTOR	1.8K OHM +- 5% 1/16W
PM01	RM54		nsp	00MNN05220610	CHIP RESISTOR	22 OHM +- 5% 1/16W
PM01	RM55		nsp	00MNN05220610	CHIP RESISTOR	22 OHM +- 5% 1/16W
PM01	RN01	/N1B	nsp	00MNN05472610	CHIP RESISTOR	4.7K OHM +- 5% 1/16W
PM01	RN01	/N1S	nsp	00MNN05472610	CHIP RESISTOR	4.7K OHM +- 5% 1/16W
PM01	RN02	/N1B	nsp	00MNN05101610	CHIP RESISTOR	100 OHM +- 5% 1/16W
PM01	RN02	/N1S	nsp	00MNN05101610	CHIP RESISTOR	100 OHM +- 5% 1/16W
PM01	RN03	/N1B	nsp	00MNN05101610	CHIP RESISTOR	100 OHM +- 5% 1/16W
PM01	RN03	/N1S	nsp	00MNN05101610	CHIP RESISTOR	100 OHM +- 5% 1/16W
PM01	RN04	/N1B	nsp	00MNN05472610	CHIP RESISTOR	4.7K OHM +- 5% 1/16W
PM01	RN04	/N1S	nsp	00MNN05472610	CHIP RESISTOR	4.7K OHM +- 5% 1/16W
PM01	RN05	/N1B	nsp	00MNN05220610	CHIP RESISTOR	22 OHM +- 5% 1/16W
PM01	RN05	/N1S	nsp	00MNN05220610	CHIP RESISTOR	22 OHM +- 5% 1/16W
PM01	RN06	/N1B	nsp	00MNN05101610	CHIP RESISTOR	100 OHM +- 5% 1/16W
PM01	RN06	/N1S	nsp	00MNN05101610	CHIP RESISTOR	100 OHM +- 5% 1/16W
PM01	RN10	/N1B	nsp	00MNN05681610	CHIP RESISTOR	680 OHM +- 5% 1/16W
PM01	RN10	/N1S	nsp	00MNN05681610	CHIP RESISTOR	680 OHM +- 5% 1/16W
PM01	RN11	/N1B	nsp	00MNN05272610	CHIP RESISTOR	2.7K OHM +- 5% 1/16W
PM01	RN11	/N1S	nsp	00MNN05272610	CHIP RESISTOR	2.7K OHM +- 5% 1/16W
PM01	RN12	/N1B	nsp	00MNN05391610	CHIP RESISTOR	390 OHM +- 5% 1/16W
PM01	RN12	/N1S	nsp	00MNN05391610	CHIP RESISTOR	390 OHM +- 5% 1/16W
PM01	RN13	/N1B	nsp	00MNN05682610	CHIP RESISTOR	6.8K OHM +- 5% 1/16W
PM01	RN13	/N1S	nsp	00MNN05682610	CHIP RESISTOR	6.8K OHM +- 5% 1/16W
PM01	RN14	/N1B	nsp	00MNN05682610	CHIP RESISTOR	6.8K OHM +- 5% 1/16W
PM01	RN14	/N1S	nsp	00MNN05682610	CHIP RESISTOR	6.8K OHM +- 5% 1/16W
PM01	RN16	/N1B	nsp	00MNN05272610	CHIP RESISTOR	2.7K OHM +- 5% 1/16W
PM01	RN16	/N1S	nsp	00MNN05272610	CHIP RESISTOR	2.7K OHM +- 5% 1/16W
PM01	RN17	/N1B	nsp	00MNN05391610	CHIP RESISTOR	390 OHM +- 5% 1/16W
PM01	RN17	/N1S	nsp	00MNN05391610	CHIP RESISTOR	390 OHM +- 5% 1/16W
PM01	RN18	/N1B	nsp	00MNN05472610	CHIP RESISTOR	4.7K OHM +- 5% 1/16W
PM01	RN18	/N1S	nsp	00MNN05472610	CHIP RESISTOR	4.7K OHM +- 5% 1/16W
PM01	RN21	/N1B	nsp	00MNN05103610	CHIP RESISTOR	10K OHM +- 5% 1/16W
PM01	RN21	/N1S	nsp	00MNN05103610	CHIP RESISTOR	10K OHM +- 5% 1/16W
PM01	RN22	/N1B	nsp	00MNN05103610	CHIP RESISTOR	10K OHM +- 5% 1/16W
PM01	RN22	/N1S	nsp	00MNN05103610	CHIP RESISTOR	10K OHM +- 5% 1/16W
PM01	RN23	/N1B	00MBW05220020	00MBW05220020	RESISTOR COMPO.	CN1J4KTD22J
PM01	RN23	/N1S	00MBW05220020	00MBW05220020	RESISTOR COMPO.	CN1J4KTD22J
PM01	RN24	/N1B	nsp	00MNN05220610	CHIP RESISTOR	22 OHM +- 5% 1/16W
PM01	RN24	/N1S	nsp	00MNN05220610	CHIP RESISTOR	22 OHM +- 5% 1/16W
PM01	RN25	/N1B	nsp	00MNN05220610	CHIP RESISTOR	22 OHM +- 5% 1/16W
PM01	RN25	/N1S	nsp	00MNN05220610	CHIP RESISTOR	22 OHM +- 5% 1/16W

NOTE : "nsp" PARTS IS LISTED FOR REFERENCE ONLY, MARANTZ WILL NOT SUPPLY THESE PARTS.

P.C.B. NAME	POS. NO.	VERS. COLOR	PART NO. (FOR EUR)	PART NO. (MJI)	PART NAME	DESCRIPTION
PM01	RN26	/N1B	00MBW05220020	00MBW05220020	RESISTOR COMPO.	CN1J4KTD22J
PM01	RN26	/N1S	00MBW05220020	00MBW05220020	RESISTOR COMPO.	CN1J4KTD22J
PM01	RN27	/N1B	nsp	00MNN05681610	CHIP RESISTOR	680 OHM +- 5% 1/16W
PM01	RN27	/N1S	nsp	00MNN05681610	CHIP RESISTOR	680 OHM +- 5% 1/16W
PM01	RN28	/N1B	nsp	00MNN05561610	CHIP RESISTOR	560 OHM +- 5% 1/16W
PM01	RN28	/N1S	nsp	00MNN05561610	CHIP RESISTOR	560 OHM +- 5% 1/16W
PM01	RN29	/N1B	nsp	00MNN05101610	CHIP RESISTOR	100 OHM +- 5% 1/16W
PM01	RN29	/N1S	nsp	00MNN05101610	CHIP RESISTOR	100 OHM +- 5% 1/16W
PM01	RN30	/N1B	nsp	00MNN05182610	CHIP RESISTOR	1.8K OHM +- 5% 1/16W
PM01	RN30	/N1S	nsp	00MNN05182610	CHIP RESISTOR	1.8K OHM +- 5% 1/16W
PM01	RN31	/N1B	nsp	00MNN05681610	CHIP RESISTOR	680 OHM +- 5% 1/16W
PM01	RN31	/N1S	nsp	00MNN05681610	CHIP RESISTOR	680 OHM +- 5% 1/16W
PM01	RN32	/N1B	nsp	00MNN05561610	CHIP RESISTOR	560 OHM +- 5% 1/16W
PM01	RN32	/N1S	nsp	00MNN05561610	CHIP RESISTOR	560 OHM +- 5% 1/16W
PM01	RN33	/N1B	nsp	00MNN05101610	CHIP RESISTOR	100 OHM +- 5% 1/16W
PM01	RN33	/N1S	nsp	00MNN05101610	CHIP RESISTOR	100 OHM +- 5% 1/16W
PM01	RN34	/N1B	nsp	00MNN05182610	CHIP RESISTOR	1.8K OHM +- 5% 1/16W
PM01	RN34	/N1S	nsp	00MNN05182610	CHIP RESISTOR	1.8K OHM +- 5% 1/16W
PM01	RN35	/N1B	nsp	00MNN05681610	CHIP RESISTOR	680 OHM +- 5% 1/16W
PM01	RN35	/N1S	nsp	00MNN05681610	CHIP RESISTOR	680 OHM +- 5% 1/16W
PM01	RN36	/N1B	nsp	00MNN05561610	CHIP RESISTOR	560 OHM +- 5% 1/16W
PM01	RN36	/N1S	nsp	00MNN05561610	CHIP RESISTOR	560 OHM +- 5% 1/16W
PM01	RN37	/N1B	nsp	00MNN05101610	CHIP RESISTOR	100 OHM +- 5% 1/16W
PM01	RN37	/N1S	nsp	00MNN05101610	CHIP RESISTOR	100 OHM +- 5% 1/16W
PM01	RN38		nsp	00MNN05182610	CHIP RESISTOR	1.8K OHM +- 5% 1/16W
PM01	RN38	/N1B	nsp	00MNN05182610	CHIP RESISTOR	1.8K OHM +- 5% 1/16W
PM01	RN38	/N1S	nsp	00MNN05182610	CHIP RESISTOR	1.8K OHM +- 5% 1/16W
PM01	RU01		nsp	00MNN05103610	CHIP RESISTOR	10K OHM +- 5% 1/16W
PM01	RU02		nsp	00MNN05103610	CHIP RESISTOR	10K OHM +- 5% 1/16W
PM01	RU03		nsp	00MNN05103610	CHIP RESISTOR	10K OHM +- 5% 1/16W
PM01	RU04		nsp	00MNN05103610	CHIP RESISTOR	10K OHM +- 5% 1/16W
PM01	RU05		nsp	00MNN05103610	CHIP RESISTOR	10K OHM +- 5% 1/16W
PM01	RU06		nsp	00MNN05103610	CHIP RESISTOR	10K OHM +- 5% 1/16W
PM01	RU07		nsp	00MNN05103610	CHIP RESISTOR	10K OHM +- 5% 1/16W
PM01	RU09		nsp	00MNN05103610	CHIP RESISTOR	10K OHM +- 5% 1/16W
PM01	RU11		nsp	00MNN05103610	CHIP RESISTOR	10K OHM +- 5% 1/16W
PM01	RU13		nsp	00MNN05103610	CHIP RESISTOR	10K OHM +- 5% 1/16W
PM01	RU14		nsp	00MNN05103610	CHIP RESISTOR	10K OHM +- 5% 1/16W
PM01	RU15		nsp	00MNN05103610	CHIP RESISTOR	10K OHM +- 5% 1/16W
PM01	RU16		nsp	00MNN05103610	CHIP RESISTOR	10K OHM +- 5% 1/16W
PM01	RU17		nsp	00MNN05103610	CHIP RESISTOR	10K OHM +- 5% 1/16W
PM01	RU18		nsp	00MNN05103610	CHIP RESISTOR	10K OHM +- 5% 1/16W
PM01	RU19		nsp	00MNN05103610	CHIP RESISTOR	10K OHM +- 5% 1/16W
PM01	RU20		nsp	00MNN05103610	CHIP RESISTOR	10K OHM +- 5% 1/16W
PM01	RU21		nsp	00MNN05103610	CHIP RESISTOR	10K OHM +- 5% 1/16W
PM01	RU22		nsp	00MNN05103610	CHIP RESISTOR	10K OHM +- 5% 1/16W
PM01	RU23		nsp	00MNN05103610	CHIP RESISTOR	10K OHM +- 5% 1/16W
PM01	RU24		nsp	00MNN05103610	CHIP RESISTOR	10K OHM +- 5% 1/16W
PM01	RU25		nsp	00MNN05103610	CHIP RESISTOR	10K OHM +- 5% 1/16W
PM01	RU28		nsp	00MNN05000610	CHIP RESISTOR	0 OHM +- 5% 1/16W
PM01	RU31		nsp	00MNN05101610	CHIP RESISTOR	100 OHM +- 5% 1/16W
PM01	RU32		nsp	00MNN05101610	CHIP RESISTOR	100 OHM +- 5% 1/16W
PM01	RU33		nsp	00MNN05101610	CHIP RESISTOR	100 OHM +- 5% 1/16W
PM01	RU34		nsp	00MNN05473610	CHIP RESISTOR	47K OHM +- 5% 1/16W
PM01	RU35		nsp	00MNN05153610	CHIP RESISTOR	15K OHM +- 5% 1/16W
PM01	RU36		nsp	00MNN05104610	CHIP RESISTOR	100K OHM +- 5% 1/16W
PM01	RU37		nsp	00MNN05473610	CHIP RESISTOR	47K OHM +- 5% 1/16W
PM01	RU38		nsp	00MNN05472610	CHIP RESISTOR	4.7K OHM +- 5% 1/16W
PM01	RU39		nsp	00MNN05104610	CHIP RESISTOR	100K OHM +- 5% 1/16W
PM01	RU40		nsp	00MNN05223610	CHIP RESISTOR	22K OHM +- 5% 1/16W
PM01	RU41		nsp	00MNN05224610	CHIP RESISTOR	220K OHM +- 5% 1/16W
PM01	RU42		nsp	00MNN05103610	CHIP RESISTOR	10K OHM +- 5% 1/16W
PM01	RU43		nsp	00MNN05473610	CHIP RESISTOR	47K OHM +- 5% 1/16W
PM01	RU44		nsp	00MNN05103610	CHIP RESISTOR	10K OHM +- 5% 1/16W
PM01	RU45		nsp	00MNN05103610	CHIP RESISTOR	10K OHM +- 5% 1/16W
PM01	RU46		nsp	00MNN05103610	CHIP RESISTOR	10K OHM +- 5% 1/16W
PM01	RU47		nsp	00MNN05000610	CHIP RESISTOR	0 OHM +- 5% 1/16W

NOTE : "nsp" PARTS IS LISTED FOR REFERENCE ONLY, MARANTZ WILL NOT SUPPLY THESE PARTS.

P.C.B. NAME	POS. NO.	VERS. COLOR	PART NO. (FOR EUR)	PART NO. (MJI)	PART NAME	DESCRIPTION
PM01	RU48		nsp	00MNN05000610	CHIP RESISTOR	0 OHM +- 5% 1/16W
PM01	RU49		nsp	00MNN05000610	CHIP RESISTOR	0 OHM +- 5% 1/16W
PM01	RU52		nsp	00MNN05000610	CHIP RESISTOR	0 OHM +- 5% 1/16W
PM01	RU53		nsp	00MNN05000610	CHIP RESISTOR	0 OHM +- 5% 1/16W
PM01	RU54		nsp	00MNN05000610	CHIP RESISTOR	0 OHM +- 5% 1/16W
PM01	RU55		nsp	00MNN05000610	CHIP RESISTOR	0 OHM +- 5% 1/16W
PM01	RU56		nsp	00MNN05103610	CHIP RESISTOR	10K OHM +- 5% 1/16W
PM01	RU57		nsp	00MNN05473610	CHIP RESISTOR	47K OHM +- 5% 1/16W
PM01	RU66		nsp	00MNN05000610	CHIP RESISTOR	0 OHM +- 5% 1/16W
PM01	RU67		nsp	00MNN05000610	CHIP RESISTOR	0 OHM +- 5% 1/16W
PM01	RU69		nsp	00MNN05103610	CHIP RESISTOR	10K OHM +- 5% 1/16W
PM01	RU71		nsp	00MNN05103610	CHIP RESISTOR	10K OHM +- 5% 1/16W
PM01	RU72		nsp	00MNN05000610	CHIP RESISTOR	0 OHM +- 5% 1/16W
PM01	RU73		nsp	00MNN05000610	CHIP RESISTOR	0 OHM +- 5% 1/16W
PM01	RU74		nsp	00MNN05000610	CHIP RESISTOR	0 OHM +- 5% 1/16W
PM01	RU75		nsp	00MNN05000610	CHIP RESISTOR	0 OHM +- 5% 1/16W
PM01	RU76		nsp	00MNN05000610	CHIP RESISTOR	0 OHM +- 5% 1/16W
PM01	RU77		nsp	00MNN05000610	CHIP RESISTOR	0 OHM +- 5% 1/16W
PM01	RU78		nsp	00MNN05000610	CHIP RESISTOR	0 OHM +- 5% 1/16W
PM01	RU79		nsp	00MNN05000610	CHIP RESISTOR	0 OHM +- 5% 1/16W
PM01	RU80		nsp	00MNN05000610	CHIP RESISTOR	0 OHM +- 5% 1/16W
PM01	RU81		nsp	00MNN05101610	CHIP RESISTOR	100 OHM +- 5% 1/16W
PM01	RU82		nsp	00MNN05101610	CHIP RESISTOR	100 OHM +- 5% 1/16W
PM01	RU83		nsp	00MNN05473610	CHIP RESISTOR	47K OHM +- 5% 1/16W
PM01	RU84		nsp	00MNN05101610	CHIP RESISTOR	100 OHM +- 5% 1/16W
PM01	RU85		nsp	00MNN05101610	CHIP RESISTOR	100 OHM +- 5% 1/16W
PM01	RU87		nsp	00MNN05000610	CHIP RESISTOR	0 OHM +- 5% 1/16W
PM01	RU92	/N1B	nsp	00MNN05000610	CHIP RESISTOR	0 OHM +- 5% 1/16W
PM01	RU92	/N1S	nsp	00MNN05000610	CHIP RESISTOR	0 OHM +- 5% 1/16W
PM01	RU93	/F1B	nsp	00MNN05000610	CHIP RESISTOR	0 OHM +- 5% 1/16W
PM01	RU93	/F1N	nsp	00MNN05000610	CHIP RESISTOR	0 OHM +- 5% 1/16W
PM01	RU93	/L1G	nsp	00MNN05000610	CHIP RESISTOR	0 OHM +- 5% 1/16W
PM01	RU93	/S1G	nsp	00MNN05000610	CHIP RESISTOR	0 OHM +- 5% 1/16W
PM01	RU93	/U1B	nsp	00MNN05000610	CHIP RESISTOR	0 OHM +- 5% 1/16W
PM01	SU01		00MSS04040140	00MSS04040140	SLIDE SWITCH	CHS-04TB1 DIP SWITCH(4TERMINAL
PM01	X101		00MJX27001350	00MJX27001350	CRYSTAL	27MHZ X-TAL
PM01	X301		00MJX12001350	00MJX12001350	CRYSTAL	12.288MHZ X'TAL (SMD-49)
PM01	XU01		00MFQ01205050	00MFQ01205050	SERAMIC VIB.	CSTCE12M0G52-R0
PT01	CT01		nsp	00MDK98104200	CERAMIC CAP.	GRM39F104Z16 0.1UF MURATA
PT01	CT02		nsp	00MDK98104200	CERAMIC CAP.	GRM39F104Z16 0.1UF MURATA
PT01	CT03		nsp	00MDK96102300	CERAMIC CAP.	1000 PF +- 10 % B 50V GR36
PT01	CT04		nsp	00MDD95470300	CERAMIC CAP.	47 PF +- 5 % CG 50V GR39
PT01	CT05		nsp	00MDD95470300	CERAMIC CAP.	47 PF +- 5 % CG 50V GR39
PT01	CT06		nsp	00MDK96102300	CERAMIC CAP.	1000 PF +- 10 % B 50V GR36
PT01	CT07		nsp	00MDK98104200	CERAMIC CAP.	GRM39F104Z16 0.1UF MURATA
PT01	CT08		00MEY10601070	00MEY10601070	TANTL.CAP CHIP	10UF/ 10V
PT01	CT09		nsp	00MDK98104200	CERAMIC CAP.	GRM39F104Z16 0.1UF MURATA
PT01	CT10		nsp	00MDK98104200	CERAMIC CAP.	GRM39F104Z16 0.1UF MURATA
PT01	CT11		nsp	00MDK98104200	CERAMIC CAP.	GRM39F104Z16 0.1UF MURATA
PT01	CT12		00MEY22600670	00MEY22600670	TANTL.CAP CHIP	MSVAOJ 22UF 6.3V TANTAL CAP
PT01	CT13		nsp	00MDK98104200	CERAMIC CAP.	GRM39F104Z16 0.1UF MURATA
PT01	CT14		nsp	00MDK98104200	CERAMIC CAP.	GRM39F104Z16 0.1UF MURATA
PT01	CT15		00MEY10601070	00MEY10601070	TANTL.CAP CHIP	10UF/ 10V
PT01	CT16		nsp	00MDK98104200	CERAMIC CAP.	GRM39F104Z16 0.1UF MURATA
PT01	CT17		nsp	00MDK96102300	CERAMIC CAP.	1000 PF +- 10 % B 50V GR36
PT01	CT18		nsp	00MDK98104200	CERAMIC CAP.	GRM39F104Z16 0.1UF MURATA
PT01	CT19		nsp	00MDK98104200	CERAMIC CAP.	GRM39F104Z16 0.1UF MURATA
PT01	CT20		00MEY22600670	00MEY22600670	TANTL.CAP CHIP	MSVAOJ 22UF 6.3V TANTAL CAP
PT01	CT21		nsp	00MDK98104200	CERAMIC CAP.	GRM39F104Z16 0.1UF MURATA
PT01	CT22		nsp	00MDK98104200	CERAMIC CAP.	GRM39F104Z16 0.1UF MURATA
PT01	CT24		nsp	00MDK98104200	CERAMIC CAP.	GRM39F104Z16 0.1UF MURATA
PT01	CT25		00MEY10601070	00MEY10601070	TANTL.CAP CHIP	10UF/ 10V
PT01	CT26		nsp	00MDK98104200	CERAMIC CAP.	GRM39F104Z16 0.1UF MURATA
PT01	CT27		00MEY10700620	00MEY10700620	ELECT. CHIP	100UF/6.3V
PT01	CT28		nsp	00MDK98104200	CERAMIC CAP.	GRM39F104Z16 0.1UF MURATA
PT01	CT29		00MEY10601070	00MEY10601070	TANTL.CAP CHIP	10UF/ 10V
PT01	CT30		nsp	00MDK98104200	CERAMIC CAP.	GRM39F104Z16 0.1UF MURATA

NOTE : "nsp" PARTS IS LISTED FOR REFERENCE ONLY, MARANTZ WILL NOT SUPPLY THESE PARTS.

P.C.B. NAME	POS. NO.	VERS. COLOR	PART NO. (FOR EUR)	PART NO. (MJI)	PART NAME	DESCRIPTION
PT01	CT31		00MEY10601070	00MEY10601070	TANTL.CAP CHIP	10UF/ 10V
PT01	CT32		nsp	00MDK98104200	CERAMIC CAP.	GRM39F104Z16 0.1UF MURATA
PT01	CT51		nsp	00MDD95101300	CERAMIC CAP.	100 PF +- 5 % CG 50V GR39
PT01	CT52		nsp	00MDK98104200	CERAMIC CAP.	GRM39F104Z16 0.1UF MURATA
PT01	CT54		nsp	00MDK98105200	CERAMIC CAP.	1UF 10V F
PT01	CT57		nsp	00MOA47601640	ELECT. CAP.	47UF 16V ARS-TYPE ELNA
PT01	CT58		nsp	00MDK98104200	CERAMIC CAP.	GRM39F104Z16 0.1UF MURATA
PT01	CW01		00MEY10700620	00MEY10700620	ELECT. CHIP	100UF/6.3V
PT01	CW02		nsp	00MDK98104200	CERAMIC CAP.	GRM39F104Z16 0.1UF MURATA
PT01	CW03		nsp	00MDK98104200	CERAMIC CAP.	GRM39F104Z16 0.1UF MURATA
PT01	CW04		nsp	00MDK98104200	CERAMIC CAP.	GRM39F104Z16 0.1UF MURATA
PT01	CW05		nsp	00MDK98104200	CERAMIC CAP.	GRM39F104Z16 0.1UF MURATA
PT01	CW06		nsp	00MDK98104200	CERAMIC CAP.	GRM39F104Z16 0.1UF MURATA
PT01	CW07		nsp	00MDK98104200	CERAMIC CAP.	GRM39F104Z16 0.1UF MURATA
PT01	CW08		nsp	00MDK98104200	CERAMIC CAP.	GRM39F104Z16 0.1UF MURATA
PT01	CW09		nsp	00MDK98104200	CERAMIC CAP.	GRM39F104Z16 0.1UF MURATA
PT01	CW10		nsp	00MDK98104200	CERAMIC CAP.	GRM39F104Z16 0.1UF MURATA
PT01	CW11		nsp	00MDK98104200	CERAMIC CAP.	GRM39F104Z16 0.1UF MURATA
PT01	CW12		00MEY10700620	00MEY10700620	ELECT. CHIP	100UF/6.3V
PT01	CW13		nsp	00MDK98104200	CERAMIC CAP.	GRM39F104Z16 0.1UF MURATA
PT01	CW14		nsp	00MDK98104200	CERAMIC CAP.	GRM39F104Z16 0.1UF MURATA
PT01	CW15		nsp	00MDK98104200	CERAMIC CAP.	GRM39F104Z16 0.1UF MURATA
PT01	CW16		nsp	00MDK98104200	CERAMIC CAP.	GRM39F104Z16 0.1UF MURATA
PT01	CW17		00MEY10700620	00MEY10700620	ELECT. CHIP	100UF/6.3V
PT01	CW18		nsp	00MDK98104200	CERAMIC CAP.	GRM39F104Z16 0.1UF MURATA
PT01	CW19		00MEY33403510	00MEY33403510	TANTL.CAP CHIP	0.33UF/ 35V
PT01	CW20		nsp	00MDK96333200	CERAMIC CAP.	0.033UF +- 10%
PT01	CW21		nsp	00MDK98104200	CERAMIC CAP.	GRM39F104Z16 0.1UF MURATA
PT01	CW22		nsp	00MDK98104200	CERAMIC CAP.	GRM39F104Z16 0.1UF MURATA
PT01	CW23		nsp	00MDK98104200	CERAMIC CAP.	GRM39F104Z16 0.1UF MURATA
PT01	CW24		nsp	00MDK98104200	CERAMIC CAP.	GRM39F104Z16 0.1UF MURATA
PT01	CW25		nsp	00MDK98104200	CERAMIC CAP.	GRM39F104Z16 0.1UF MURATA
PT01	CW81		00MEY10601070	00MEY10601070	TANTL.CAP CHIP	10UF/ 10V
PT01	CW82		nsp	00MDK98104200	CERAMIC CAP.	GRM39F104Z16 0.1UF MURATA
PT01	CW83		00MEY10700620	00MEY10700620	ELECT. CHIP	100UF/6.3V
PT01	CW84		nsp	00MDK98104200	CERAMIC CAP.	GRM39F104Z16 0.1UF MURATA
PT01	CW85		00MEY10601070	00MEY10601070	TANTL.CAP CHIP	10UF/ 10V
PT01	CW86		nsp	00MDK98104200	CERAMIC CAP.	GRM39F104Z16 0.1UF MURATA
PT01	CW87		00MEY10700620	00MEY10700620	ELECT. CHIP	100UF/6.3V
PT01	CW88		nsp	00MDK98104200	CERAMIC CAP.	GRM39F104Z16 0.1UF MURATA
PT01	CW89		00MEY10601070	00MEY10601070	TANTL.CAP CHIP	10UF/ 10V
PT01	CW90		nsp	00MDK98104200	CERAMIC CAP.	GRM39F104Z16 0.1UF MURATA
PT01	CW91		00MEY10700620	00MEY10700620	ELECT. CHIP	100UF/6.3V
PT01	CW92		nsp	00MDK98104200	CERAMIC CAP.	GRM39F104Z16 0.1UF MURATA
PT01	JT01		00MYJ90014600	00MYJ90014600	JACK	DC1R019JDA HDMI TERMINAL
PT01	JT51		00MYJ90014610	00MYJ90014610	JACK	YKC22-0748N OPT+1P RCA 5V
PT01	JW01		00MYJ07060190	00MYJ07060190	JACK	40FLT-SM1-TB
PT01	LT01		00MLU12103010	00MLU12103010	CHIP INDUCTANCE	NL322522-100K
PT01	LT02		00MFN31010060	00MFN31010060	EMI FILTER	EMI FILTER BLM11P600S
PT01	LT03		00MLU12103010	00MLU12103010	CHIP INDUCTANCE	NL322522-100K
PT01	LT04		00MFN31010060	00MFN31010060	EMI FILTER	EMI FILTER BLM11P600S
PT01	LT05		00MFN31010060	00MFN31010060	EMI FILTER	EMI FILTER BLM11P600S
PT01	LT06		00MFN21000070	00MFN21000070	EMI FILTER	ACM2012H-900-2P
PT01	LT07		00MFN21000070	00MFN21000070	EMI FILTER	ACM2012H-900-2P
PT01	LT08		00MFN21000070	00MFN21000070	EMI FILTER	ACM2012H-900-2P
PT01	LT09		00MFN21000070	00MFN21000070	EMI FILTER	ACM2012H-900-2P
PT01	LT51		00MFN31010060	00MFN31010060	EMI FILTER	EMI FILTER BLM11P600S
PT01	LW01		00MFN31010060	00MFN31010060	EMI FILTER	EMI FILTER BLM11P600S
PT01	LW02		00MFN31010060	00MFN31010060	EMI FILTER	EMI FILTER BLM11P600S
PT01	LW03		00MLU12103010	00MLU12103010	CHIP INDUCTANCE	NL322522-100K
PT01	QT01		00MHC10247990	00MHC10247990	IC	SI9190 HDMI TRANSMITTER
PT01	QT02		00MHC008905K0	00MHC008905K0	IC	TC7SZ08FU
PT01	QT03		00MHY22010050	00MHY22010050	CHIP FET	HN1K05FU 2SK2824 X 2
PT01	QT05		00MHC91A33770	00MHC91A33770	IC	RN5RZ33BA-TR
PT01	QT06		00MHC10031770	00MHC10031770	IC	RN5RZ50B-TR
PT01	QT51		00MHX300012A0	00MHX300012A0	CHIP TR.	2SC4081 (Q,R) 2SC4116 (Y,GR)
PT01	QW01		00MHC10020660	00MHC10020660	IC	PD0280B SCALER

NOTE : "nsp" PARTS IS LISTED FOR REFERENCE ONLY, MARANTZ WILL NOT SUPPLY THESE PARTS.



P.C.B. NAME	POS. NO.	VERS. COLOR	PART NO. (FOR EUR)	PART NO. (MJI)	PART NAME	DESCRIPTION
PT01	QW02		00MHC10384050	00MHC10384050	IC	TC7S66FU
PT01	QW03		00MHC10384050	00MHC10384050	IC	TC7S66FU
PT01	QW81		00MHC91903210	00MHC91903210	IC	BA033SFP 3.3V WITH-SW LOW-SATU
PT01	QW82		00MHC91A33770	00MHC91A33770	IC	RN5RZ33BA-TR
PT01	QW83		00MHC10228210	00MHC10228210	IC	BA25BC0WFP 2.5V REG.
PT01	RT01		nsp	00MNN05000610	CHIP RESISTOR	0 OHM +- 5% 1/16W
PT01	RT02		nsp	00MNN05000610	CHIP RESISTOR	0 OHM +- 5% 1/16W
PT01	RT03		nsp	00MNN05000610	CHIP RESISTOR	0 OHM +- 5% 1/16W
PT01	RT07		nsp	00MNN05220610	CHIP RESISTOR	22 OHM +- 5% 1/16W
PT01	RT08		nsp	00MNN05220610	CHIP RESISTOR	22 OHM +- 5% 1/16W
PT01	RT09		nsp	00MNN05472610	CHIP RESISTOR	4.7K OHM +- 5% 1/16W
PT01	RT11		nsp	00MNN05101610	CHIP RESISTOR	100 OHM +- 5% 1/16W
PT01	RT12		nsp	00MNN05101610	CHIP RESISTOR	100 OHM +- 5% 1/16W
PT01	RT13		nsp	00MNN05561610	CHIP RESISTOR	560 OHM +- 5% 1/16W
PT01	RT14		00MBW05220020	00MBW05220020	RESISTOR COMPO.	CN1J4KTD22J
PT01	RT15		00MBW05220020	00MBW05220020	RESISTOR COMPO.	CN1J4KTD22J
PT01	RT16		00MBW05220020	00MBW05220020	RESISTOR COMPO.	CN1J4KTD22J
PT01	RT17		00MBW05220020	00MBW05220020	RESISTOR COMPO.	CN1J4KTD22J
PT01	RT18		nsp	00MNN05220610	CHIP RESISTOR	22 OHM +- 5% 1/16W
PT01	RT19		00MBW05220020	00MBW05220020	RESISTOR COMPO.	CN1J4KTD22J
PT01	RT20		nsp	00MNN05103610	CHIP RESISTOR	10K OHM +- 5% 1/16W
PT01	RT21		nsp	00MNN05473610	CHIP RESISTOR	47K OHM +- 5% 1/16W
PT01	RT22		nsp	00MNN05101610	CHIP RESISTOR	100 OHM +- 5% 1/16W
PT01	RT23		nsp	00MNN05182610	CHIP RESISTOR	1.8K OHM +- 5% 1/16W
PT01	RT24		nsp	00MNN05182610	CHIP RESISTOR	1.8K OHM +- 5% 1/16W
PT01	RT25		nsp	00MNN05000610	CHIP RESISTOR	0 OHM +- 5% 1/16W
PT01	RT26		nsp	00MNN05000610	CHIP RESISTOR	0 OHM +- 5% 1/16W
PT01	RT29		nsp	00MNN05101610	CHIP RESISTOR	100 OHM +- 5% 1/16W
PT01	RT30		nsp	00MNN05101610	CHIP RESISTOR	100 OHM +- 5% 1/16W
PT01	RT31		00MNP05510610	00MNP05510610	CHIP RESISTOR	51 OHM +- 5% 1/16W
PT01	RT32		00MNP05510610	00MNP05510610	CHIP RESISTOR	51 OHM +- 5% 1/16W
PT01	RT33		00MNP05510610	00MNP05510610	CHIP RESISTOR	51 OHM +- 5% 1/16W
PT01	RT34		00MNP05510610	00MNP05510610	CHIP RESISTOR	51 OHM +- 5% 1/16W
PT01	RT35		00MNP05510610	00MNP05510610	CHIP RESISTOR	51 OHM +- 5% 1/16W
PT01	RT36		00MNP05510610	00MNP05510610	CHIP RESISTOR	51 OHM +- 5% 1/16W
PT01	RT37		00MNP05220610	00MNP05220610	CHIP RESISTOR	22 OHM +- 5% 1/16W
PT01	RT38		00MNP05220610	00MNP05220610	CHIP RESISTOR	22 OHM +- 5% 1/16W
PT01	RT39		nsp	00MNN05103610	CHIP RESISTOR	10K OHM +- 5% 1/16W
PT01	RT51		nsp	00MNN05220610	CHIP RESISTOR	22 OHM +- 5% 1/16W
PT01	RT52		nsp	00MNN05000610	CHIP RESISTOR	0 OHM +- 5% 1/16W
PT01	RT53		nsp	00MNN05222610	CHIP RESISTOR	2.2K OHM +- 5% 1/16W
PT01	RT54		nsp	00MNN05182610	CHIP RESISTOR	1.8K OHM +- 5% 1/16W
PT01	RT55		nsp	00MNN05392610	CHIP RESISTOR	3.9K OHM +- 5% 1/16W
PT01	RT56		nsp	00MNN05221610	CHIP RESISTOR	220 OHM +- 5% 1/16W
PT01	RT57		nsp	00MNN05680610	CHIP RESISTOR	68 OHM +- 5% 1/16W
PT01	RT58		nsp	00MNN05104610	CHIP RESISTOR	100K OHM +- 5% 1/16W
PT01	RT59		nsp	00MNN05000610	CHIP RESISTOR	0 OHM +- 5% 1/16W
PT01	RT60		nsp	00MNN05000610	CHIP RESISTOR	0 OHM +- 5% 1/16W
PT01	RT61		nsp	00MNN05221610	CHIP RESISTOR	220 OHM +- 5% 1/16W
PT01	RW01		00MBW05220020	00MBW05220020	RESISTOR COMPO.	CN1J4KTD22J
PT01	RW02		00MBW05220020	00MBW05220020	RESISTOR COMPO.	CN1J4KTD22J
PT01	RW03		nsp	00MNN05220610	CHIP RESISTOR	22 OHM +- 5% 1/16W
PT01	RW04		nsp	00MNN05220610	CHIP RESISTOR	22 OHM +- 5% 1/16W
PT01	RW05		nsp	00MNN05220610	CHIP RESISTOR	22 OHM +- 5% 1/16W
PT01	RW06		nsp	00MNN05220610	CHIP RESISTOR	22 OHM +- 5% 1/16W
PT01	RW07		00MBW05220020	00MBW05220020	RESISTOR COMPO.	CN1J4KTD22J
PT01	RW08		00MBW05220020	00MBW05220020	RESISTOR COMPO.	CN1J4KTD22J
PT01	RW11		nsp	00MNN05220610	CHIP RESISTOR	22 OHM +- 5% 1/16W
PT01	RW12		nsp	00MNN05220610	CHIP RESISTOR	22 OHM +- 5% 1/16W
PT01	RW13		nsp	00MNN05220610	CHIP RESISTOR	22 OHM +- 5% 1/16W
PT01	RW14		nsp	00MNN05332610	CHIP RESISTOR	3.3K OHM +- 5% 1/16W
PT01	RW15		nsp	00MNN05821610	CHIP RESISTOR	820 OHM +- 5% 1/16W
PT01	RW16		nsp	00MNN05103610	CHIP RESISTOR	10K OHM +- 5% 1/16W
PT01	RW17		nsp	00MNN05220610	CHIP RESISTOR	22 OHM +- 5% 1/16W
PT01	RW18		nsp	00MNN05103610	CHIP RESISTOR	10K OHM +- 5% 1/16W
PT01	RW20		nsp	00MNN05000610	CHIP RESISTOR	0 OHM +- 5% 1/16W
PT01	RW21		nsp	00MNN05000610	CHIP RESISTOR	0 OHM +- 5% 1/16W

NOTE : "nsp" PARTS IS LISTED FOR REFERENCE ONLY, MARANTZ WILL NOT SUPPLY THESE PARTS.

P.C.B. NAME	POS. NO.	VERS. COLOR	PART NO. (FOR EUR)	PART NO. (MJI)	PART NAME	DESCRIPTION
PT01	RW22		nsp	00MNN05223610	CHIP RESISTOR	22K OHM +- 5% 1/16W
PT01	RW23		nsp	00MNN05223610	CHIP RESISTOR	22K OHM +- 5% 1/16W
PT01	TR1		00MHX100012A0	00MHX100012A0	CHIP TR.	2SA1586
PT01	TR2		00MBA20035210	00MBA20035210	CHIP TR.	DTC114EUA
PT01	R1		nsp	00MNN05104610	CHIP RESISTOR	100K OHM +- 5% 1/16W
PT01	R2		nsp	00MNN05392610	CHIP RESISTOR	3.9K OHM +- 5% 1/16W
PT01	R3		nsp	00MNN05101610	CHIP RESISTOR	100 OHM +- 5% 1/16W
PT01	R4		nsp	00MNN05103610	CHIP RESISTOR	10K OHM +- 5% 1/16W
PV01	CE01	/N1B	nsp	00MOA10701020	ELECT. CAP.	100 UF M 10V RA-2
PV01	CE01	/N1S	nsp	00MOA10701020	ELECT. CAP.	100 UF M 10V RA-2
PV01	CE02	/N1B	nsp	00MOA10701020	ELECT. CAP.	100 UF M 10V RA-2
PV01	CE02	/N1S	nsp	00MOA10701020	ELECT. CAP.	100 UF M 10V RA-2
PV01	CE03	/N1B	nsp	00MOA10701020	ELECT. CAP.	100 UF M 10V RA-2
PV01	CE03	/N1S	nsp	00MOA10701020	ELECT. CAP.	100 UF M 10V RA-2
PV01	CE04	/N1B	nsp	00MOA10701020	ELECT. CAP.	100 UF M 10V RA-2
PV01	CE04	/N1S	nsp	00MOA10701020	ELECT. CAP.	100 UF M 10V RA-2
PV01	CE05	/N1B	nsp	00MOA10701020	ELECT. CAP.	100 UF M 10V RA-2
PV01	CE05	/N1S	nsp	00MOA10701020	ELECT. CAP.	100 UF M 10V RA-2
PV01	CE06	/N1B	nsp	00MDK98104200	CERAMIC CAP.	GRM39F104Z16 0.1UF MURATA
PV01	CE06	/N1S	nsp	00MDK98104200	CERAMIC CAP.	GRM39F104Z16 0.1UF MURATA
PV01	CE07	/N1B	nsp	00MOA10606320	ELECT. CAP.	10 UF 63V RA-2
PV01	CE07	/N1S	nsp	00MOA10606320	ELECT. CAP.	10 UF 63V RA-2
PV01	CE08	/N1B	nsp	00MOA10606320	ELECT. CAP.	10 UF 63V RA-2
PV01	CE08	/N1S	nsp	00MOA10606320	ELECT. CAP.	10 UF 63V RA-2
PV01	CE09	/N1B	nsp	00MOA10606320	ELECT. CAP.	10 UF 63V RA-2
PV01	CE09	/N1S	nsp	00MOA10606320	ELECT. CAP.	10 UF 63V RA-2
PV01	CE10	/N1B	nsp	00MOA10606320	ELECT. CAP.	10 UF 63V RA-2
PV01	CE10	/N1S	nsp	00MOA10606320	ELECT. CAP.	10 UF 63V RA-2
PV01	CE11	/N1B	nsp	00MOA10701020	ELECT. CAP.	100 UF M 10V RA-2
PV01	CE11	/N1S	nsp	00MOA10701020	ELECT. CAP.	100 UF M 10V RA-2
PV01	CE12	/N1B	nsp	00MDK98104200	CERAMIC CAP.	GRM39F104Z16 0.1UF MURATA
PV01	CE12	/N1S	nsp	00MDK98104200	CERAMIC CAP.	GRM39F104Z16 0.1UF MURATA
PV01	CE13	/N1B	nsp	00MDK98104200	CERAMIC CAP.	GRM39F104Z16 0.1UF MURATA
PV01	CE13	/N1S	nsp	00MDK98104200	CERAMIC CAP.	GRM39F104Z16 0.1UF MURATA
PV01	CE14	/N1B	nsp	00MDK98104200	CERAMIC CAP.	GRM39F104Z16 0.1UF MURATA
PV01	CE14	/N1S	nsp	00MDK98104200	CERAMIC CAP.	GRM39F104Z16 0.1UF MURATA
PV01	CE15	/N1B	nsp	00MOA22605020	ELECT. CAP.	22 UF M 50V RA-2
PV01	CE15	/N1S	nsp	00MOA22605020	ELECT. CAP.	22 UF M 50V RA-2
PV01	CE16	/N1B	nsp	00MOA10701020	ELECT. CAP.	100 UF M 10V RA-2
PV01	CE16	/N1S	nsp	00MOA10701020	ELECT. CAP.	100 UF M 10V RA-2
PV01	CE17	/N1B	nsp	00MDK98104200	CERAMIC CAP.	GRM39F104Z16 0.1UF MURATA
PV01	CE17	/N1S	nsp	00MDK98104200	CERAMIC CAP.	GRM39F104Z16 0.1UF MURATA
PV01	CE18	/N1B	nsp	00MOA10800620	ELECT. CAP.	1000UF 6.3V M RA-2
PV01	CE18	/N1S	nsp	00MOA10800620	ELECT. CAP.	1000UF 6.3V M RA-2
PV01	CE19	/N1B	nsp	00MOA47701020	ELECT. CAP.	470 UF M 10V RA-2
PV01	CE19	/N1S	nsp	00MOA47701020	ELECT. CAP.	470 UF M 10V RA-2
PV01	CE20	/N1B	nsp	00MOA47701020	ELECT. CAP.	470 UF M 10V RA-2
PV01	CE20	/N1S	nsp	00MOA47701020	ELECT. CAP.	470 UF M 10V RA-2
PV01	CE21	/N1B	nsp	00MOA47701020	ELECT. CAP.	470 UF M 10V RA-2
PV01	CE21	/N1S	nsp	00MOA47701020	ELECT. CAP.	470 UF M 10V RA-2
PV01	CE22	/N1B	nsp	00MDK98104200	CERAMIC CAP.	GRM39F104Z16 0.1UF MURATA
PV01	CE22	/N1S	nsp	00MDK98104200	CERAMIC CAP.	GRM39F104Z16 0.1UF MURATA
PV01	CE24	/N1B	nsp	00MDK98104200	CERAMIC CAP.	GRM39F104Z16 0.1UF MURATA
PV01	CE24	/N1S	nsp	00MDK98104200	CERAMIC CAP.	GRM39F104Z16 0.1UF MURATA
PV01	CE25	/N1B	nsp	00MDK98104200	CERAMIC CAP.	GRM39F104Z16 0.1UF MURATA
PV01	CE25	/N1S	nsp	00MDK98104200	CERAMIC CAP.	GRM39F104Z16 0.1UF MURATA
PV01	CE26	/N1B	nsp	00MDK98104200	CERAMIC CAP.	GRM39F104Z16 0.1UF MURATA
PV01	CE26	/N1S	nsp	00MDK98104200	CERAMIC CAP.	GRM39F104Z16 0.1UF MURATA
PV01	CE27	/N1B	nsp	00MDK98104200	CERAMIC CAP.	GRM39F104Z16 0.1UF MURATA
PV01	CE27	/N1S	nsp	00MDK98104200	CERAMIC CAP.	GRM39F104Z16 0.1UF MURATA
PV01	CE32	/N1B	nsp	00MDK98104200	CERAMIC CAP.	GRM39F104Z16 0.1UF MURATA
PV01	CE32	/N1S	nsp	00MDK98104200	CERAMIC CAP.	GRM39F104Z16 0.1UF MURATA
PV01	CE33	/N1B	nsp	00MDK98104200	CERAMIC CAP.	GRM39F104Z16 0.1UF MURATA
PV01	CE33	/N1S	nsp	00MDK98104200	CERAMIC CAP.	GRM39F104Z16 0.1UF MURATA
PV01	CE90	/N1B	nsp	00MDD95331300	CERAMIC CAP.	330 PF +- 5 % CG 50V
PV01	CE90	/N1S	nsp	00MDD95331300	CERAMIC CAP.	330 PF +- 5 % CG 50V
PV01	CE91	/N1B	nsp	00MDD95331300	CERAMIC CAP.	330 PF +- 5 % CG 50V

NOTE : "nsp" PARTS IS LISTED FOR REFERENCE ONLY, MARANTZ WILL NOT SUPPLY THESE PARTS.



P.C.B. NAME	POS. NO.	VERS. COLOR	PART NO. (FOR EUR)	PART NO. (MJI)	PART NAME	DESCRIPTION
PV01	CE91	/N1S	nsp	00MDD95331300	CERAMIC CAP.	330 PF +- 5 % CG 50V
PV01	CT72		nsp	00MDK98104200	CERAMIC CAP.	GRM39F104Z16 0.1UF MURATA
PV01	CT73		nsp	00MDK98104200	CERAMIC CAP.	GRM39F104Z16 0.1UF MURATA
PV01	CT81		nsp	00MDK98104200	CERAMIC CAP.	GRM39F104Z16 0.1UF MURATA
PV01	CT82		nsp	00MDK98104200	CERAMIC CAP.	GRM39F104Z16 0.1UF MURATA
PV01	CT83		nsp	00MDK98104200	CERAMIC CAP.	GRM39F104Z16 0.1UF MURATA
PV01	CT84		nsp	00MDK98104200	CERAMIC CAP.	GRM39F104Z16 0.1UF MURATA
PV01	CT85		nsp	00MDK98104200	CERAMIC CAP.	GRM39F104Z16 0.1UF MURATA
PV01	CT86		nsp	00MDK98104200	CERAMIC CAP.	GRM39F104Z16 0.1UF MURATA
PV01	CV01		nsp	00MDK98104200	CERAMIC CAP.	GRM39F104Z16 0.1UF MURATA
PV01	CV02		nsp	00MDK98104200	CERAMIC CAP.	GRM39F104Z16 0.1UF MURATA
PV01	CV03		nsp	00MOA10606320	ELECT. CAP.	10 UF 63V RA-2
PV01	CV04		nsp	00MOA10606320	ELECT. CAP.	10 UF 63V RA-2
PV01	CV05		nsp	00MOA22605020	ELECT. CAP.	22 UF M 50V RA-2
PV01	CV06		nsp	00MOA22605020	ELECT. CAP.	22 UF M 50V RA-2
PV01	CV07		nsp	00MOA10800620	ELECT. CAP.	1000UF 6.3V M RA-2
PV01	CV08		nsp	00MOA22605020	ELECT. CAP.	22 UF M 50V RA-2
PV01	CV09		nsp	00MOA10800620	ELECT. CAP.	1000UF 6.3V M RA-2
PV01	CV10		nsp	00MDK98104200	CERAMIC CAP.	GRM39F104Z16 0.1UF MURATA
PV01	CV11		nsp	00MOA10701020	ELECT. CAP.	100 UF M 10V RA-2
PV01	CV12		nsp	00MDK98104200	CERAMIC CAP.	GRM39F104Z16 0.1UF MURATA
PV01	CV13		nsp	00MDK98104200	CERAMIC CAP.	GRM39F104Z16 0.1UF MURATA
PV01	CV14		nsp	00MDK98104200	CERAMIC CAP.	GRM39F104Z16 0.1UF MURATA
PV01	CV91		nsp	00MOA47701020	ELECT. CAP.	470 UF M 10V RA-2
PV01	CV92		nsp	00MDK98104200	CERAMIC CAP.	GRM39F104Z16 0.1UF MURATA
PV01	CV93		nsp	00MOA47701020	ELECT. CAP.	470 UF M 10V RA-2
PV01	CV94		nsp	00MDK98104200	CERAMIC CAP.	GRM39F104Z16 0.1UF MURATA
PV01	CY01		nsp	00MDK98104200	CERAMIC CAP.	GRM39F104Z16 0.1UF MURATA
PV01	CY03		nsp	00MDD91100300	CERAMIC CAP.	10 PF +- 0.5 PF CH 50V GR39
PV01	CY04		nsp	00MDD95120300	CERAMIC CAP.	12 PF +- 5 % CG 50V
PV01	CY05		nsp	00MDK98104200	CERAMIC CAP.	GRM39F104Z16 0.1UF MURATA
PV01	CY06		nsp	00MDK98104200	CERAMIC CAP.	GRM39F104Z16 0.1UF MURATA
PV01	CY08		nsp	00MDD91100300	CERAMIC CAP.	10 PF +- 0.5 PF CH 50V GR39
PV01	CY09		nsp	00MDD95120300	CERAMIC CAP.	12 PF +- 5 % CG 50V
PV01	CY10		nsp	00MDK98104200	CERAMIC CAP.	GRM39F104Z16 0.1UF MURATA
PV01	CY11		nsp	00MDK98104200	CERAMIC CAP.	GRM39F104Z16 0.1UF MURATA
PV01	CY13		nsp	00MDD91100300	CERAMIC CAP.	10 PF +- 0.5 PF CH 50V GR39
PV01	CY14		nsp	00MDD95120300	CERAMIC CAP.	12 PF +- 5 % CG 50V
PV01	CY15		nsp	00MDK98104200	CERAMIC CAP.	GRM39F104Z16 0.1UF MURATA
PV01	CY16		nsp	00MOA10701020	ELECT. CAP.	100 UF M 10V RA-2
PV01	CY17		nsp	00MOA10606320	ELECT. CAP.	10 UF 63V RA-2
PV01	CY18		nsp	00MOA10606320	ELECT. CAP.	10 UF 63V RA-2
PV01	CY19		nsp	00MOA10606320	ELECT. CAP.	10 UF 63V RA-2
PV01	CY20		nsp	00MOA22605020	ELECT. CAP.	22 UF M 50V RA-2
PV01	CY21		nsp	00MOA10800620	ELECT. CAP.	1000UF 6.3V M RA-2
PV01	CY22		nsp	00MDK98104200	CERAMIC CAP.	GRM39F104Z16 0.1UF MURATA
PV01	CY23		nsp	00MOA47701020	ELECT. CAP.	470 UF M 10V RA-2
PV01	CY24		nsp	00MDK98104200	CERAMIC CAP.	GRM39F104Z16 0.1UF MURATA
PV01	CY25		nsp	00MOA47701020	ELECT. CAP.	470 UF M 10V RA-2
PV01	CY26		nsp	00MDK98104200	CERAMIC CAP.	GRM39F104Z16 0.1UF MURATA
PV01	CY27		nsp	00MOA10701020	ELECT. CAP.	100 UF M 10V RA-2
PV01	CY28		nsp	00MDK98104200	CERAMIC CAP.	GRM39F104Z16 0.1UF MURATA
PV01	CY29	/F1B	nsp	00MDK98104200	CERAMIC CAP.	GRM39F104Z16 0.1UF MURATA
PV01	CY29	/F1N	nsp	00MDK98104200	CERAMIC CAP.	GRM39F104Z16 0.1UF MURATA
PV01	CY29	/L1G	nsp	00MDK98104200	CERAMIC CAP.	GRM39F104Z16 0.1UF MURATA
PV01	CY29	/S1G	nsp	00MDK98104200	CERAMIC CAP.	GRM39F104Z16 0.1UF MURATA
PV01	CY30	/F1B	nsp	00MDK98104200	CERAMIC CAP.	GRM39F104Z16 0.1UF MURATA
PV01	CY30	/F1N	nsp	00MDK98104200	CERAMIC CAP.	GRM39F104Z16 0.1UF MURATA
PV01	CY30	/L1G	nsp	00MDK98104200	CERAMIC CAP.	GRM39F104Z16 0.1UF MURATA
PV01	CY30	/S1G	nsp	00MDK98104200	CERAMIC CAP.	GRM39F104Z16 0.1UF MURATA
PV01	DV01		00MHZ21005000	00MHZ21005000	CHIP DIODE	1SS301,DAN202U UMT TYPE
PV01	JE01	/N1B	00MYT02210070	00MYT02210070	TERMINAL	YKF41-5040
PV01	JE01	/N1S	00MYT02210070	00MYT02210070	TERMINAL	YKF41-5040
PV01	JT71		00MYT02020890	00MYT02020890	TERMINAL	2P RCA PIN JACK
PV01	JT81		00MYP11000220	00MYP11000220	PLUG	DZ101A1-B2
PV01	JV01		00MYT02021710	00MYT02021710	TERMINAL	YKC21-4074 2L2 FS AU
PV01	JV02		00MYJ11000670	00MYJ11000670	JACK	YKC51-5527

NOTE : "nsp" PARTS IS LISTED FOR REFERENCE ONLY, MARANTZ WILL NOT SUPPLY THESE PARTS.

P.C.B. NAME	POS. NO.	VERS. COLOR	PART NO. (FOR EUR)	PART NO. (MJI)	PART NAME	DESCRIPTION
PV01	JY01		00MYT02030700	00MYT02030700	TERMINAL	YKC21-4076 1L3 FS AU
PV01	JY02	/F1B	nsp	00MYJ11000680	JACK	YKF45-3007 (D CONNECTOR GOLD)
PV01	JY02	/F1N	nsp	00MYJ11000680	JACK	YKF45-3007 (D CONNECTOR GOLD)
PV01	JY02	/L1G	nsp	00MYJ11000680	JACK	YKF45-3007 (D CONNECTOR GOLD)
PV01	JY02	/S1G	nsp	00MYJ11000680	JACK	YKF45-3007 (D CONNECTOR GOLD)
PV01	LE01	/N1B	00MLU12472010	00MLU12472010	CHIP INDUCTANCE	NL322522-4R7M
PV01	LE01	/N1S	00MLU12472010	00MLU12472010	CHIP INDUCTANCE	NL322522-4R7M
PV01	LE02	/N1B	00MLU12472010	00MLU12472010	CHIP INDUCTANCE	NL322522-4R7M
PV01	LE02	/N1S	00MLU12472010	00MLU12472010	CHIP INDUCTANCE	NL322522-4R7M
PV01	LE03	/N1B	00MLU12472010	00MLU12472010	CHIP INDUCTANCE	NL322522-4R7M
PV01	LE03	/N1S	00MLU12472010	00MLU12472010	CHIP INDUCTANCE	NL322522-4R7M
PV01	LE05	/N1B	nsp	00MNN05000610	CHIP RESISTOR	0 OHM +- 5% 1/16W
PV01	LE05	/N1S	nsp	00MNN05000610	CHIP RESISTOR	0 OHM +- 5% 1/16W
PV01	LE08	/N1B	nsp	00MNN05000610	CHIP RESISTOR	0 OHM +- 5% 1/16W
PV01	LE08	/N1S	nsp	00MNN05000610	CHIP RESISTOR	0 OHM +- 5% 1/16W
PV01	LE90	/N1B	nsp	00MNN05000610	CHIP RESISTOR	0 OHM +- 5% 1/16W
PV01	LE90	/N1S	nsp	00MNN05000610	CHIP RESISTOR	0 OHM +- 5% 1/16W
PV01	LE91	/N1B	nsp	00MNN05000610	CHIP RESISTOR	0 OHM +- 5% 1/16W
PV01	LE91	/N1S	nsp	00MNN05000610	CHIP RESISTOR	0 OHM +- 5% 1/16W
PV01	LT81		00MFN31010060	00MFN31010060	EMI FILTER	EMI FILTER BLM11P600S
PV01	LT82		00MFN31000020	00MFN31000020	EMI FILTER	BLM11B252SD
PV01	LT83		00MFN31000020	00MFN31000020	EMI FILTER	BLM11B252SD
PV01	LT84		00MFN31000020	00MFN31000020	EMI FILTER	BLM11B252SD
PV01	LT85		00MFN31000020	00MFN31000020	EMI FILTER	BLM11B252SD
PV01	LV01		00MLU12472010	00MLU12472010	CHIP INDUCTANCE	NL322522-4R7M
PV01	LY01		00MLU12102010	00MLU12102010	CHIP INDUCTANCE	NL322522-1ROM
PV01	LY02		00MLU12392010	00MLU12392010	CHIP INDUCTANCE	NL322522-3R9M
PV01	LY03		00MLU12102010	00MLU12102010	CHIP INDUCTANCE	NL322522-1ROM
PV01	LY04		00MLU12392010	00MLU12392010	CHIP INDUCTANCE	NL322522-3R9M
PV01	LY05		00MLU12102010	00MLU12102010	CHIP INDUCTANCE	NL322522-1ROM
PV01	LY06		00MLU12392010	00MLU12392010	CHIP INDUCTANCE	NL322522-3R9M
PV01	LY07		00MLU12472010	00MLU12472010	CHIP INDUCTANCE	NL322522-4R7M
PV01	LY08		00MLU12472010	00MLU12472010	CHIP INDUCTANCE	NL322522-4R7M
PV01	QE01	/N1B	00MHC12244090	00MHC12244090	IC	NJM2584M 50MHZ VIDEO SW
PV01	QE01	/N1S	00MHC12244090	00MHC12244090	IC	NJM2584M 50MHZ VIDEO SW
PV01	QE02	/N1B	00MHC10102550	00MHC10102550	IC	MM1623XFBE VIDEO AMP
PV01	QE02	/N1S	00MHC10102550	00MHC10102550	IC	MM1623XFBE VIDEO AMP
PV01	QE03	/N1B	00MBA20035210	00MBA20035210	SEMICON.COMP	DTC114EU
PV01	QE03	/N1S	00MBA20035210	00MBA20035210	SEMICON.COMP	DTC114EU
PV01	QE04	/N1B	00MHX100012A0	00MHX100012A0	CHIP TR.	2SA1586 (Y,GR) 2SA1576A (Q,R)
PV01	QE04	/N1S	00MHX100012A0	00MHX100012A0	CHIP TR.	2SA1586 (Y,GR) 2SA1576A (Q,R)
PV01	QE05	/N1B	00MBA20035210	00MBA20035210	SEMICON.COMP	DTC114EU
PV01	QE05	/N1S	00MBA20035210	00MBA20035210	SEMICON.COMP	DTC114EU
PV01	QE06	/N1B	00MHX300012A0	00MHX300012A0	CHIP TR.	2SC4081 (Q,R) 2SC4116 (Y,GR)
PV01	QE06	/N1S	00MHX300012A0	00MHX300012A0	CHIP TR.	2SC4081 (Q,R) 2SC4116 (Y,GR)
PV01	QT81		00MHC10248990	00MHC10248990	IC	ISL83384ECA-T
PV01	QV01		00MHC10103550	00MHC10103550	IC	MM1566AJBE VIDEO AMP WITH LPF
PV01	QV02		00MBA20035210	00MBA20035210	SEMICON.COMP	DTC114EU
PV01	QV03		00MHX100012A0	00MHX100012A0	CHIP TR.	2SA1586 (Y,GR) 2SA1576A (Q,R)
PV01	QV04		00MBA20035210	00MBA20035210	SEMICON.COMP	DTC114EU
PV01	QV91		00MHC91905210	00MHC91905210	IC	BA05SFP-E2
PV01	QY01		00MHX100012A0	00MHX100012A0	CHIP TR.	2SA1586 (Y,GR) 2SA1576A (Q,R)
PV01	QY02		00MHX300012A0	00MHX300012A0	CHIP TR.	2SC4081 (Q,R) 2SC4116 (Y,GR)
PV01	QY03		00MHX100012A0	00MHX100012A0	CHIP TR.	2SA1586 (Y,GR) 2SA1576A (Q,R)
PV01	QY04		00MHX300012A0	00MHX300012A0	CHIP TR.	2SC4081 (Q,R) 2SC4116 (Y,GR)
PV01	QY05		00MHX100012A0	00MHX100012A0	CHIP TR.	2SA1586 (Y,GR) 2SA1576A (Q,R)
PV01	QY06		00MHX300012A0	00MHX300012A0	CHIP TR.	2SC4081 (Q,R) 2SC4116 (Y,GR)
PV01	QY07		00MHC10231090	00MHC10231090	IC	NJM2580M
PV01	QY08		00MBA20035210	00MBA20035210	SEMICON.COMP	DTC114EU
PV01	QY09		00MBA20035210	00MBA20035210	SEMICON.COMP	DTC114EU
PV01	RE01	/N1B	nsp	00MNN05390610	CHIP RESISTOR	39 OHM +- 5% 1/16W
PV01	RE01	/N1S	nsp	00MNN05390610	CHIP RESISTOR	39 OHM +- 5% 1/16W
PV01	RE02	/N1B	nsp	00MNN05330610	CHIP RESISTOR	33 OHM +- 5% 1/16W
PV01	RE02	/N1S	nsp	00MNN05330610	CHIP RESISTOR	33 OHM +- 5% 1/16W
PV01	RE03	/N1B	nsp	00MNN05390610	CHIP RESISTOR	39 OHM +- 5% 1/16W
PV01	RE03	/N1S	nsp	00MNN05390610	CHIP RESISTOR	39 OHM +- 5% 1/16W
PV01	RE04	/N1B	nsp	00MNN05330610	CHIP RESISTOR	33 OHM +- 5% 1/16W

NOTE : "nsp" PARTS IS LISTED FOR REFERENCE ONLY, MARANTZ WILL NOT SUPPLY THESE PARTS.

P.C.B. NAME	POS. NO.	VERS. COLOR	PART NO. (FOR EUR)	PART NO. (MJI)	PART NAME	DESCRIPTION
PV01	RE04	/N1S	nsp	00MNN05330610	CHIP RESISTOR	33 OHM +- 5% 1/16W
PV01	RE05	/N1B	nsp	00MNN05390610	CHIP RESISTOR	39 OHM +- 5% 1/16W
PV01	RE05	/N1S	nsp	00MNN05390610	CHIP RESISTOR	39 OHM +- 5% 1/16W
PV01	RE06	/N1B	nsp	00MNN05330610	CHIP RESISTOR	33 OHM +- 5% 1/16W
PV01	RE06	/N1S	nsp	00MNN05330610	CHIP RESISTOR	33 OHM +- 5% 1/16W
PV01	RE07	/N1B	nsp	00MNN05390610	CHIP RESISTOR	39 OHM +- 5% 1/16W
PV01	RE07	/N1S	nsp	00MNN05390610	CHIP RESISTOR	39 OHM +- 5% 1/16W
PV01	RE08	/N1B	nsp	00MNN05330610	CHIP RESISTOR	33 OHM +- 5% 1/16W
PV01	RE08	/N1S	nsp	00MNN05330610	CHIP RESISTOR	33 OHM +- 5% 1/16W
PV01	RE10	/N1B	nsp	00MNN05223610	CHIP RESISTOR	22K OHM +- 5% 1/16W
PV01	RE10	/N1S	nsp	00MNN05223610	CHIP RESISTOR	22K OHM +- 5% 1/16W
PV01	RE11	/N1B	nsp	00MNN05102610	CHIP RESISTOR	1K OHM +- 5% 1/16W
PV01	RE11	/N1S	nsp	00MNN05102610	CHIP RESISTOR	1K OHM +- 5% 1/16W
PV01	RE12	/N1B	nsp	00MNN05563610	CHIP RESISTOR	56K OHM +- 5% 1/16W
PV01	RE12	/N1S	nsp	00MNN05563610	CHIP RESISTOR	56K OHM +- 5% 1/16W
PV01	RE13	/N1B	nsp	00MNN05221610	CHIP RESISTOR	220 OHM +- 5% 1/16W
PV01	RE13	/N1S	nsp	00MNN05221610	CHIP RESISTOR	220 OHM +- 5% 1/16W
PV01	RE14	/N1B	nsp	00MNN05221610	CHIP RESISTOR	220 OHM +- 5% 1/16W
PV01	RE14	/N1S	nsp	00MNN05221610	CHIP RESISTOR	220 OHM +- 5% 1/16W
PV01	RE15	/N1B	nsp	00MNN05221610	CHIP RESISTOR	220 OHM +- 5% 1/16W
PV01	RE15	/N1S	nsp	00MNN05221610	CHIP RESISTOR	220 OHM +- 5% 1/16W
PV01	RE16	/N1B	nsp	00MNN05472610	CHIP RESISTOR	4.7K OHM +- 5% 1/16W
PV01	RE16	/N1S	nsp	00MNN05472610	CHIP RESISTOR	4.7K OHM +- 5% 1/16W
PV01	RE17	/N1B	nsp	00MNN05472610	CHIP RESISTOR	4.7K OHM +- 5% 1/16W
PV01	RE17	/N1S	nsp	00MNN05472610	CHIP RESISTOR	4.7K OHM +- 5% 1/16W
PV01	RE18	/N1B	nsp	00MNN05563610	CHIP RESISTOR	56K OHM +- 5% 1/16W
PV01	RE18	/N1S	nsp	00MNN05563610	CHIP RESISTOR	56K OHM +- 5% 1/16W
PV01	RE19	/N1B	nsp	00MNN05152610	CHIP RESISTOR	1.5K OHM +- 5% 1/16W
PV01	RE19	/N1S	nsp	00MNN05152610	CHIP RESISTOR	1.5K OHM +- 5% 1/16W
PV01	RE20	/N1B	nsp	00MNN05152610	CHIP RESISTOR	1.5K OHM +- 5% 1/16W
PV01	RE20	/N1S	nsp	00MNN05152610	CHIP RESISTOR	1.5K OHM +- 5% 1/16W
PV01	RE21	/N1B	nsp	00MNN05152610	CHIP RESISTOR	1.5K OHM +- 5% 1/16W
PV01	RE21	/N1S	nsp	00MNN05152610	CHIP RESISTOR	1.5K OHM +- 5% 1/16W
PV01	RE22	/N1B	nsp	00MNN05105610	CHIP RESISTOR	1M OHM +- 5% 1/16W
PV01	RE22	/N1S	nsp	00MNN05105610	CHIP RESISTOR	1M OHM +- 5% 1/16W
PV01	RE23	/N1B	nsp	00MNN05105610	CHIP RESISTOR	1M OHM +- 5% 1/16W
PV01	RE23	/N1S	nsp	00MNN05105610	CHIP RESISTOR	1M OHM +- 5% 1/16W
PV01	RE90	/N1B	nsp	00MNN05101610	CHIP RESISTOR	100 OHM +- 5% 1/16W
PV01	RE90	/N1S	nsp	00MNN05101610	CHIP RESISTOR	100 OHM +- 5% 1/16W
PV01	RE91	/N1B	nsp	00MNN05101610	CHIP RESISTOR	100 OHM +- 5% 1/16W
PV01	RE91	/N1S	nsp	00MNN05101610	CHIP RESISTOR	100 OHM +- 5% 1/16W
PV01	RE92	/N1B	nsp	00MNN05000610	CHIP RESISTOR	0 OHM +- 5% 1/16W
PV01	RE92	/N1S	nsp	00MNN05000610	CHIP RESISTOR	0 OHM +- 5% 1/16W
PV01	RE93	/N1B	nsp	00MNN05000610	CHIP RESISTOR	0 OHM +- 5% 1/16W
PV01	RE93	/N1S	nsp	00MNN05000610	CHIP RESISTOR	0 OHM +- 5% 1/16W
PV01	RT71		nsp	00MNN05000610	CHIP RESISTOR	0 OHM +- 5% 1/16W
PV01	RT72		nsp	00MNN05470610	CHIP RESISTOR	47 OHM +- 5% 1/16W
PV01	RT74		nsp	00MNN05000610	CHIP RESISTOR	0 OHM +- 5% 1/16W
PV01	RT75		nsp	00MNN05000610	CHIP RESISTOR	0 OHM +- 5% 1/16W
PV01	RT82		nsp	00MNN05220610	CHIP RESISTOR	22 OHM +- 5% 1/16W
PV01	RT83		nsp	00MNN05220610	CHIP RESISTOR	22 OHM +- 5% 1/16W
PV01	RT84		nsp	00MNN05220610	CHIP RESISTOR	22 OHM +- 5% 1/16W
PV01	RT85		nsp	00MNN05220610	CHIP RESISTOR	22 OHM +- 5% 1/16W
PV01	RT86		nsp	00MNN05223610	CHIP RESISTOR	22K OHM +- 5% 1/16W
PV01	RT87		nsp	00MNN05000610	CHIP RESISTOR	0 OHM +- 5% 1/16W
PV01	RT88		nsp	00MNN05000610	CHIP RESISTOR	0 OHM +- 5% 1/16W
PV01	RT89		nsp	00MNN05000610	CHIP RESISTOR	0 OHM +- 5% 1/16W
PV01	RT90		nsp	00MNN05000610	CHIP RESISTOR	0 OHM +- 5% 1/16W
PV01	RV01		nsp	00MNN05390610	CHIP RESISTOR	39 OHM +- 5% 1/16W
PV01	RV02		nsp	00MNN05330610	CHIP RESISTOR	33 OHM +- 5% 1/16W
PV01	RV03		nsp	00MNN05390610	CHIP RESISTOR	39 OHM +- 5% 1/16W
PV01	RV04		nsp	00MNN05330610	CHIP RESISTOR	33 OHM +- 5% 1/16W
PV01	RV05		nsp	00MNN05390610	CHIP RESISTOR	39 OHM +- 5% 1/16W
PV01	RV06		nsp	00MNN05330610	CHIP RESISTOR	33 OHM +- 5% 1/16W
PV01	RV07		nsp	00MNN05390610	CHIP RESISTOR	39 OHM +- 5% 1/16W
PV01	RV08		nsp	00MNN05330610	CHIP RESISTOR	33 OHM +- 5% 1/16W
PV01	RV09		nsp	00MNN05223610	CHIP RESISTOR	22K OHM +- 5% 1/16W

NOTE : "nsp" PARTS IS LISTED FOR REFERENCE ONLY, MARANTZ WILL NOT SUPPLY THESE PARTS.

P.C.B. NAME	POS. NO.	VERS. COLOR	PART NO. (FOR EUR)	PART NO. (MJI)	PART NAME	DESCRIPTION
PV01	RV10		nsp	00MNN05102610	CHIP RESISTOR	1K OHM +- 5% 1/16W
PV01	RV11		nsp	00MNN05103610	CHIP RESISTOR	10K OHM +- 5% 1/16W
PV01	RV12		nsp	00MNN05332610	CHIP RESISTOR	3.3K OHM +- 5% 1/16W
PV01	RV13		nsp	00MNN05332610	CHIP RESISTOR	3.3K OHM +- 5% 1/16W
PV01	RV14		nsp	00MNN05682610	CHIP RESISTOR	6.8K OHM +- 5% 1/16W
PV01	RV80		nsp	00MNN05000610	CHIP RESISTOR	0 OHM +- 5% 1/16W
PV01	RV85	/F1B	nsp	00MNN05000610	CHIP RESISTOR	0 OHM +- 5% 1/16W
PV01	RV85	/F1N	nsp	00MNN05000610	CHIP RESISTOR	0 OHM +- 5% 1/16W
PV01	RV85	/L1G	nsp	00MNN05000610	CHIP RESISTOR	0 OHM +- 5% 1/16W
PV01	RV85	/S1G	nsp	00MNN05000610	CHIP RESISTOR	0 OHM +- 5% 1/16W
PV01	RV86	/N1B	nsp	00MNN05000610	CHIP RESISTOR	0 OHM +- 5% 1/16W
PV01	RV86	/N1S	nsp	00MNN05000610	CHIP RESISTOR	0 OHM +- 5% 1/16W
PV01	RV87	/U1B	nsp	00MNN05000610	CHIP RESISTOR	0 OHM +- 5% 1/16W
PV01	RY01		nsp	00MNN05101610	CHIP RESISTOR	100 OHM +- 5% 1/16W
PV01	RY02		nsp	00MNN05102610	CHIP RESISTOR	1K OHM +- 5% 1/16W
PV01	RY03		nsp	00MNN05471610	CHIP RESISTOR	470 OHM +- 5% 1/16W
PV01	RY05		nsp	00MNN05223610	CHIP RESISTOR	22K OHM +- 5% 1/16W
PV01	RY06		nsp	00MNN05681610	CHIP RESISTOR	680 OHM +- 5% 1/16W
PV01	RY07		nsp	00MNN05101610	CHIP RESISTOR	100 OHM +- 5% 1/16W
PV01	RY08		nsp	00MNN05102610	CHIP RESISTOR	1K OHM +- 5% 1/16W
PV01	RY09		nsp	00MNN05471610	CHIP RESISTOR	470 OHM +- 5% 1/16W
PV01	RY11		nsp	00MNN05223610	CHIP RESISTOR	22K OHM +- 5% 1/16W
PV01	RY12		nsp	00MNN05681610	CHIP RESISTOR	680 OHM +- 5% 1/16W
PV01	RY13		nsp	00MNN05101610	CHIP RESISTOR	100 OHM +- 5% 1/16W
PV01	RY14		nsp	00MNN05102610	CHIP RESISTOR	1K OHM +- 5% 1/16W
PV01	RY15		nsp	00MNN05471610	CHIP RESISTOR	470 OHM +- 5% 1/16W
PV01	RY17		nsp	00MNN05223610	CHIP RESISTOR	22K OHM +- 5% 1/16W
PV01	RY18		nsp	00MNN05681610	CHIP RESISTOR	680 OHM +- 5% 1/16W
PV01	RY19		nsp	00MNN05390610	CHIP RESISTOR	39 OHM +- 5% 1/16W
PV01	RY20		nsp	00MNN05330610	CHIP RESISTOR	33 OHM +- 5% 1/16W
PV01	RY21		nsp	00MNN05390610	CHIP RESISTOR	39 OHM +- 5% 1/16W
PV01	RY22		nsp	00MNN05330610	CHIP RESISTOR	33 OHM +- 5% 1/16W
PV01	RY23		nsp	00MNN05390610	CHIP RESISTOR	39 OHM +- 5% 1/16W
PV01	RY24		nsp	00MNN05330610	CHIP RESISTOR	33 OHM +- 5% 1/16W
PV01	RY25	/F1B	nsp	00MNN05390610	CHIP RESISTOR	39 OHM +- 5% 1/16W
PV01	RY25	/F1N	nsp	00MNN05390610	CHIP RESISTOR	39 OHM +- 5% 1/16W
PV01	RY25	/L1G	nsp	00MNN05390610	CHIP RESISTOR	39 OHM +- 5% 1/16W
PV01	RY25	/S1G	nsp	00MNN05390610	CHIP RESISTOR	39 OHM +- 5% 1/16W
PV01	RY26	/F1B	nsp	00MNN05330610	CHIP RESISTOR	33 OHM +- 5% 1/16W
PV01	RY26	/F1N	nsp	00MNN05330610	CHIP RESISTOR	33 OHM +- 5% 1/16W
PV01	RY26	/L1G	nsp	00MNN05330610	CHIP RESISTOR	33 OHM +- 5% 1/16W
PV01	RY26	/S1G	nsp	00MNN05330610	CHIP RESISTOR	33 OHM +- 5% 1/16W
PV01	RY27	/F1B	nsp	00MNN05390610	CHIP RESISTOR	39 OHM +- 5% 1/16W
PV01	RY27	/F1N	nsp	00MNN05390610	CHIP RESISTOR	39 OHM +- 5% 1/16W
PV01	RY27	/L1G	nsp	00MNN05390610	CHIP RESISTOR	39 OHM +- 5% 1/16W
PV01	RY27	/S1G	nsp	00MNN05390610	CHIP RESISTOR	39 OHM +- 5% 1/16W
PV01	RY28	/F1B	nsp	00MNN05330610	CHIP RESISTOR	33 OHM +- 5% 1/16W
PV01	RY28	/F1N	nsp	00MNN05330610	CHIP RESISTOR	33 OHM +- 5% 1/16W
PV01	RY28	/L1G	nsp	00MNN05330610	CHIP RESISTOR	33 OHM +- 5% 1/16W
PV01	RY28	/S1G	nsp	00MNN05330610	CHIP RESISTOR	33 OHM +- 5% 1/16W
PV01	RY29	/F1B	nsp	00MNN05390610	CHIP RESISTOR	39 OHM +- 5% 1/16W
PV01	RY29	/F1N	nsp	00MNN05390610	CHIP RESISTOR	39 OHM +- 5% 1/16W
PV01	RY29	/L1G	nsp	00MNN05390610	CHIP RESISTOR	39 OHM +- 5% 1/16W
PV01	RY29	/S1G	nsp	00MNN05390610	CHIP RESISTOR	39 OHM +- 5% 1/16W
PV01	RY30	/F1B	nsp	00MNN05330610	CHIP RESISTOR	33 OHM +- 5% 1/16W
PV01	RY30	/F1N	nsp	00MNN05330610	CHIP RESISTOR	33 OHM +- 5% 1/16W
PV01	RY30	/L1G	nsp	00MNN05330610	CHIP RESISTOR	33 OHM +- 5% 1/16W
PV01	RY30	/S1G	nsp	00MNN05330610	CHIP RESISTOR	33 OHM +- 5% 1/16W
PV01	RY31		nsp	00MNN05103610	CHIP RESISTOR	10K OHM +- 5% 1/16W
PV01	RY32		nsp	00MNN05332610	CHIP RESISTOR	3.3K OHM +- 5% 1/16W
PV01	RY33	/F1B	nsp	00MNN05682610	CHIP RESISTOR	6.8K OHM +- 5% 1/16W
PV01	RY33	/F1N	nsp	00MNN05682610	CHIP RESISTOR	6.8K OHM +- 5% 1/16W
PV01	RY33	/L1G	nsp	00MNN05682610	CHIP RESISTOR	6.8K OHM +- 5% 1/16W
PV01	RY33	/S1G	nsp	00MNN05682610	CHIP RESISTOR	6.8K OHM +- 5% 1/16W
PV01	RY34	/F1B	nsp	00MNN05682610	CHIP RESISTOR	6.8K OHM +- 5% 1/16W
PV01	RY34	/F1N	nsp	00MNN05682610	CHIP RESISTOR	6.8K OHM +- 5% 1/16W
PV01	RY34	/L1G	nsp	00MNN05682610	CHIP RESISTOR	6.8K OHM +- 5% 1/16W

NOTE : "nsp" PARTS IS LISTED FOR REFERENCE ONLY, MARANTZ WILL NOT SUPPLY THESE PARTS.

